

OAMP Guide

Mediant 2600/4000/9000/SW SBC Series

Version 6.8

Document #: LTRT- 41601



Contents

1	Introduction	11
2	Provisioning Parameters	13
2.1	Frame: Advanced Applications Provisioning	14
2.1.1	Tab: Voice Mail.....	14
2.1.2	Tab: MLPP	19
2.1.3	Tab: Emergency	21
2.1.4	Tab: DID.....	21
2.2	Frame: Bandwidth Profile Frame.....	22
2.2.1	Tab: General Settings.....	22
2.3	Frame: CLI Terminals Provisioning	24
2.3.1	Tab: CLI Terminals Provisioning.....	24
2.4	Frame: Color Rules Frame.....	30
2.4.1	Tab: General Settings.....	30
2.5	Frame: Cost Group Provisioning	31
2.5.1	Tab: Cost Group.....	31
2.6	Frame: DNS Provisioning	32
2.6.1	Tab: Internal DNS.....	32
2.6.2	Tab: Internal SRV	33
2.7	Frame: Ethernet Device Settings	37
2.7.1	Tab: Ethernet Device Settings.....	37
2.8	Frame: Firewall Settings	37
2.8.1	Tab: General Info	37
2.9	Frame: IDS Matches	39
2.9.1	Tab: Match General Settings Tab.....	39
2.10	Frame: IDS Policies	39
2.10.1	Tab: General Settings.....	39
2.11	Frame: IDS Rules	40
2.11.1	Tab: Rules General Settings.....	40
2.12	Frame: IP Group Provisioning.....	41
2.12.1	Tab: IP Group.....	41
2.13	Frame: IP Interface Settings	47
2.13.1	Tab: IP Interface Settings	47
2.14	Frame: LDAP Configuration	50
2.14.1	Tab: LDAP Configuration.....	50
2.14.2	Tab: Search DNs.....	52
2.15	Frame: LDAP Provisioning	52
2.15.1	Tab: LDAP Settings.....	52
2.16	Frame: Manipulations Provisioning	55
2.16.1	Tab: General Setting	55
2.16.2	Tab: Destination IP to Tel	62
2.16.3	Tab: Destination Tel to IP	65
2.16.4	Tab: Source IP to Tel.....	67
2.16.5	Tab: Source Tel to IP.....	70
2.16.6	Tab: Redirect Number Map IP to Tel	72

2.16.7	Tab: Redirect Number Map Tel to IP	75
2.16.8	Tab: Phone Context	79
2.16.9	Tab: SIP to ISDN Cause Mapping	81
2.16.10	Tab: ISDN to SIP Cause Mapping	82
2.17	Frame: Media Enhancement Profile	83
2.17.1	Tab: General Settings.....	83
2.18	Frame: Media Enhancement Rules	83
2.18.1	Tab: General Settings.....	83
2.19	Frame: Media Provisioning	84
2.19.1	Tab: General Settings.....	84
2.19.2	Tab: Robust Setting.....	85
2.19.3	Tab: Voice Settings	87
2.19.4	Tab: Caller ID Settings	90
2.19.5	Tab: Bypass Settings.....	91
2.19.6	Tab: FAX Settings	94
2.19.7	Tab: Modem Settings	100
2.19.8	Tab: In-Band-Signaling.....	104
2.19.9	Tab: RTP Settings	111
2.19.10	Tab: SRTP Settings.....	116
2.19.11	Tab: RTCP Settings.....	117
2.19.12	Tab: Misc. Settings.....	118
2.20	Frame: Media Realm.....	119
2.20.1	Tab: Media Realm	119
2.21	Frame: Media Realms Frame Extention.....	121
2.21.1	Tab: Media Realms Extension.....	121
2.22	Frame: Network Parameters Provisioning	122
2.22.1	Tab: General Settings.....	122
2.22.2	Tab: QoS Settings	122
2.22.3	Tab: SCTP	124
2.22.4	Tab: Physical Ports	125
2.22.5	Tab: Ethernet Group.....	127
2.23	Frame: Quality of Experience	128
2.23.1	Tab: SEM Server.....	128
2.24	Frame: Quality Of Experience Profile Frame.....	129
2.24.1	Tab: General Settings.....	129
2.25	Frame: Remote Media Subnet	130
2.25.1	Tab: Remote Media Subnet.....	130
2.26	Frame: Routing Provisioning	131
2.26.1	Tab: General Settings.....	131
2.26.2	Tab: Tel- to- IP Routing	133
2.26.3	Tab: IP to Trunk Group Routing.....	137
2.26.4	Tab: Alt Route Cause IP- to-Tel.....	139
2.26.5	Tab: Alt Route Cause Tel-to- IP	141
2.26.6	Tab: Forward On Busy Trunk	143
2.27	Frame: SAS Provisioning.....	144
2.27.1	Tab: Stand-Alone Survivability.....	144
2.28	Frame: SBC Manipulations Provisioning	148
2.28.1	Tab: Inbound	148
2.28.2	Tab: Outbound	152

2.28.3	Tab: Message.....	156
2.29	Frame: SBC Provisioning	159
2.29.1	Tab: General Settings.....	159
2.29.2	Tab: Admission Control	164
2.29.3	Tab: SBC Registration.....	166
2.29.4	Tab: SBC Message Policy	167
2.30	Frame: SBC Routing Provisioning	170
2.30.1	Tab: Classification Table	170
2.30.2	Tab: IP to IP Routing	172
2.30.3	Tab: Alternative Routing Reasons	177
2.30.4	Tab: Condition Table	179
2.31	Frame: SIP Allowed Audio Coder Provisioning	180
2.31.1	Tab: General Settings.....	180
2.32	Frame: SIP Allowed Video Coder Provisioning	180
2.32.1	Tab: General Settings.....	180
2.33	Frame: SIP Coder Provisioning	181
2.33.1	Tab: General Settings.....	181
2.34	Frame: SIP Definition Provisioning.....	183
2.34.1	Tab: General Settings.....	183
2.34.2	Tab: Advanced Settings 1	186
2.34.3	Tab: Advanced Settings 2	196
2.34.4	Tab: Account Table	212
2.34.5	Tab: Registration	214
2.34.6	Tab: Accounting Settings.....	215
2.34.7	Tab: Authentication	216
2.34.8	Tab: GW User Info	219
2.34.9	Tab: SBC User Info	220
2.35	Frame: SIP Interface Provisioning	222
2.35.1	Tab: SIP Interface	222
2.36	Frame: SIP IP Profile	223
2.36.1	Tab: General Settings.....	223
2.36.2	Tab: Common Parameters	224
2.36.3	Tab: Gateway Parameters.....	225
2.36.4	Tab: SBC Parameters	229
2.37	Frame: SIP Recording	236
2.37.1	Tab: SIP Recording.....	236
2.38	Frame: SIP TEL Profile.....	238
2.38.1	Tab: General Settings.....	238
2.38.2	Tab: Profile Parameters.....	238
2.38.3	Tab: Coder Group	243
2.39	Frame: Snmp Provisioning	244
2.39.1	Tab: SNMP Managers Table	244
2.39.2	Tab: SNMPv3 Users.....	245
2.40	Frame: SRD Provisioning	248
2.40.1	Tab: SRD	248
2.41	Frame: Static Route Settings.....	249
2.41.1	Tab: Static Route Settings.....	249

2.42	Frame: System Settings Provisioning	250
2.42.1	Tab: HA Settings	250
2.42.2	Tab: Diagnostics	252
2.42.3	Tab: Application Settings	254
2.42.4	Tab: NFS Settings	260
2.42.5	Tab: Security Settings	262
2.42.6	Tab: License	264
2.42.7	Tab: Logging	265
2.42.8	Tab: Test Call	267
2.43	Frame: TDM And Timing Parameters Provisioning	268
2.43.1	Tab: TDM	268
2.43.2	Tab: Digital PCM Settings	269
2.43.3	Tab: System Timing	270
2.44	Frame: Test Calls	272
2.44.1	Tab: General	272
2.44.2	Tab: Authentication	273
2.44.3	Tab: Test Settings	273
2.45	Frame: Time Band Provisioning	274
2.45.1	Tab: Time Band	274
2.46	Frame: Trunk Group	275
2.46.1	Tab: Trunk Group	275
2.47	Frame: Trunk Group Settings	276
2.47.1	Tab: Trunk Group Settings	276
2.48	Frame: VoIP Network Provisioning	278
2.48.1	Tab: Proxy Set	278
2.48.2	Tab: Proxy Server	280
2.48.3	Tab: Transport Info	285
2.48.4	Tab: CDR	286
2.48.5	Tab: NAT Translation	287
2.49	Frame: Web Provisioning	289
2.49.1	Tab: Access Settings	289
2.49.2	Tab: Access Addresses	292
3	Performance Monitoring Parameters	293
3.1	Frame: Gateway System Monitoring (Configuration)	294
3.1.1	Tab: System IP	294
3.1.2	Tab: VoP Call Statistics	295
3.1.3	Tab: SIP IP to Tel	297
3.1.4	Tab: SIP Tel to IP	298
3.1.5	Tab: SRD Statistics	299
3.1.6	Tab: IP Group Statistics	299
3.2	Frame: Gateway System Monitoring (History)	301
3.2.1	Tab: System IP	301
3.2.2	Tab: VoP Call Statistics	301
3.2.3	Tab: SIP IP to Tel	304
3.2.4	Tab: SIP Tel to IP	305
3.3	Frame: Gateway System Monitoring (Real-Time)	306
3.3.1	Tab: System IP	306
3.3.2	Tab: VoP Call Statistics	307
3.3.3	Tab: SIP IP to Tel	308

3.3.4	Tab: SIP Tel to IP	309
3.4	Frame: IP Group Monitoring (History)	310
3.4.1	Tab: IP Group Statistics.....	310
3.5	Frame: IP Group Monitoring (Real-Time).....	311
3.5.1	Tab: IP Group Statistics.....	311
3.6	Frame: SRD Monitoring (History).....	312
3.6.1	Tab: SRD Statistics	312
3.7	Frame: SRD Monitoring (Real-Time)	312
3.7.1	Tab: SRD Statistics	312
3.8	Frame: System Monitoring SIP (Configuration).....	313
3.8.1	Tab: System IP	313
3.8.2	Tab: VoP Call Statistics.....	314
4	Alarms	317
4.1	Standard Traps	318
4.1.1	Cold Start.....	318
4.1.2	Link Down	319
4.1.3	Link Up.....	319
4.1.4	Entity Configuration Change.....	320
4.1.5	Authentication Failure.....	320
4.2	EMS Alarms.....	321
4.2.1	EMS Trap Receiver Binding Error.....	321
4.2.2	GW Connection Alarm.....	322
4.2.3	GW Mismatch Alarm.....	323
4.2.4	EMS Server Started.....	324
4.2.5	Disk Space Alarm.....	324
4.2.6	Software Replaced	325
4.2.7	Hardware Replaced.....	325
4.2.8	HTTP/HTTPS Access Disabled	326
4.2.9	PM File Generated	326
4.2.10	PM Polling Error	327
4.2.11	Cold Start Missed	328
4.2.12	Security Alarm.....	328
4.2.13	Security Event	329
4.2.14	Topology Update Event.....	329
4.2.15	Topology File Event.....	331
4.2.16	Synchronizing Alarms Event.....	332
4.2.17	Synchronizing Active Alarms Event	333
4.2.18	License Key Alarm	334
4.1	SEM Alarms.....	335
4.1.1	SEM – Failed Calls Alarm.....	335
4.1.2	SEM – Voice Quality Alarm	335
4.1.3	SEM – Average Call Duration Alarm.....	336
4.1.4	SEM – License Key Alarm.....	336
4.1.5	SEM – System Load Alarm.....	337
4.1.6	SEM – Call Details Storage Level has Changed.....	337
4.1.7	SEM – Time Synchronization Alarm	338
4.2	Device Alarms.....	339
4.2.1	Board Fatal Error.....	339
4.2.2	Configuration Error	340
4.2.3	Temperature Alarm	341

4.2.4	Initialization Ended	342
4.2.5	Board Resetting Following Software Reset.....	342
4.2.6	Feature Key Related Error.....	343
4.2.7	Gateway Administrative State Changed	343
4.2.8	No Free Channels Available.....	345
4.2.9	Gatekeeper/Proxy not Found or Registration Failed	346
4.2.10	Ethernet Link Down Alarm.....	348
4.2.11	System Component Overloaded.....	349
4.2.12	Active Alarms Table Overflow.....	350
4.2.13	Operational State Change	351
4.2.14	Keep Alive Trap.....	352
4.2.15	NAT Traversal Alarm.....	353
4.2.16	Threshold of Performance Monitored Object Exceeded.....	353
4.2.17	HTTP Download Result.....	354
4.2.18	Fan Tray Alarm.....	354
4.2.19	Power Supply Alarm.....	356
4.2.20	HA System Fault Alarm	357
4.2.21	HA System Configuration Mismatch Alarm	360
4.2.22	HA System Switch Over Alarm	361
4.2.23	Hitless Software Upgrade Alarm.....	362
4.2.24	IPv6.....	363
4.2.25	SAS Emergency Mode Alarm	363
4.2.26	Software Upgrade Alarm	364
4.2.27	NTP Server Status Alarm	364
4.2.28	LDAP Lost Connection	365
4.2.29	SSH Connection Status [Event].....	365
4.2.30	OCSP Server Status Alarm	366
4.2.31	Media Process Overload Alarm	366
4.2.32	Ethernet Group Alarm.....	367
4.2.33	Media Realm BW Threshold Alarm.....	367
4.2.34	Certificate Expiry Notification.....	368
4.2.35	Web User Access Disabled	369
4.2.36	Proxy Connection Lost	370
4.2.37	Redundant Board Alarm	371
4.2.38	HA Network Watchdog Status Alarm	372
4.2.39	IDS Policy Alarm	373
4.2.40	IDS Threshold Cross Notification.....	374
4.2.41	IDS Blacklist Notification.....	375
4.2.42	Proxy Connectivity.....	376

Notice

This document describes the Provisioning parameters, Performance Monitoring parameters and alarms for the Mediant 2600, Mediant 4000, Mediant 9000, Mediant VE SBC and Mediant SE SBC products.

Information contained in this document is believed to be accurate and reliable at the time of printing. However, due to ongoing product improvements and revisions, AudioCodes cannot guarantee accuracy of printed material after the Date Published nor can it accept responsibility for errors or omissions. Updates to this document and other documents can be viewed by registered customers at <http://www.audiocodes.com/downloads>.

© 2014 AudioCodes Inc. All rights reserved

This document is subject to change without notice.

Date Published: June-25-2014

Trademarks

AudioCodes, AC, AudioCoded, Ardito, CTI2, CTI², CTI Squared, HD VoIP, HD VoIP Sounds Better, InTouch, Mediant, MediaPack, NetCoder, Netrake, Nuera, Open Solutions Network, OSN, Stretto, TrunkPack, VMAS, VoicePacketizer, VoIPerfect, VoIPerfectHD, What's Inside Matters, Your Gateway To VoIP and 3GX are trademarks or registered trademarks of AudioCodes Limited. All other products or trademarks are property of their respective owners.

WEEE EU Directive

Pursuant to the WEEE EU Directive, electronic and electrical waste must not be disposed of with unsorted waste. Please contact your local recycling authority for disposal of this product.

Customer Support

Customer technical support and services are provided by AudioCodes or by an authorized AudioCodes Service Partner. For more information on how to buy technical support for AudioCodes products and for contact information, please visit our Web site at www.audiocodes.com/support.

Abbreviations and Terminology

Term	Description
MG	Refers to the Media Gateway
'Frame' and 'Screen'	Sometimes used interchangeably

Related Documentation

Manual Name
Mediant 2600 SBC User's Manual
Mediant 4000 SBC User's Manual
Mediant 9000 SBC User's Manual
Mediant Software SBC User's Manual
Element Management System (EMS) Server Installation, Operation and Maintenance Manual
Element Management System (EMS) Release Notes
Element Management System (EMS) Product Description
Element Management System (EMS) OAMP Integration Guide
Element Management System (EMS) User's Manual
Session Experience Manager (SEM) User's Manual
Element Management System (EMS) Online Help

1 Introduction


This guide incorporates Provisioning Parameters, Performance Monitoring Parameters and Alarms for the Mediant 2600, Mediant 4000, Mediant 9000, Mediant VE SBC and Mediant SE SBC products.

This page is intentionally left blank



2 Provisioning Parameters

The following tables can be used as a reference for the screens, tabs and parameters displayed in the EMS GUI.

Note that with regard to the column 'Type' in the tables in this section, the first line indicates whether the parameter is an integer, string or enumerator. The lines below it indicate the range / possible values that can be configured for the parameter.

Note that all parameters that are of provisioning type Offline (in column 'Provisioning Type') are graphically indicated in the EMS GUI screens by the icon .

The frames described in this section appear in *alphabetical* order.

Online	To configure an 'Online' mode parameter (indicated in the EMS by the icon  adjacent to the parameter), you need to lock <i>only the entity containing the parameter</i> . You do not need to lock the board/media gateway containing the entity. The mode is called ' Online ' because the parameter can be configured without resetting any board in the media gateway.
Offline	To configure an 'Offline' mode parameter (indicated in the EMS by the icon  adjacent to the parameter), you need to lock the board/media gateway containing the entity as well as the entity in order to configure the entity's parameter. The mode is called 'Offline' because all calls active on the board/media gateway containing the entity's parameter are dropped when you lock the board/media gateway and entity in order to configure the parameter.
Instant	An 'Instant' mode parameter can be configured on the fly; the configuration takes effect immediately. No icon is displayed adjacent to the parameter in the EMS GUI. No locking or unlocking of the entity or of the board/media gateway is required to perform the configuration.
Offline_create	'Offline_create' will sometimes appear as 'Online' and at other times as 'Offline', depending on the user's specific configuration.
Instant_apply	From the EMS user's point of view, 'Instant_apply' is identical to 'Instant'.

2.1 Frame: Advanced Applications Provisioning

2.1.1 Tab: Voice Mail

Frame: Advanced Applications Provisioning, Tab: Voice Mail

Parameter Name	Type	Provisioning Type	Default Value	Description
Line Transfer Mode	Enum: ip(0), pbxblindtransfer(1),pbxsemi supervised(2),pbxsupervise dtransfer(3)	Instant	"0"	LineTransferMode: 0-ip 1- pbx blind transfer 2-pbx semi supv transfer 3- supervised transfer (also known as warm transfer). (in TP, feature key and parameter EnableIPMDetectors needed) Mib name: voiceMailLineTransferMode INI Name: LINETRANSFERMODE Profile name: SIP Advance Profile
Voice Mail Interface	Enum: none(0), dtmf(1),smdi(2),qsig(3),isdn setup(4),qsigMatra(5), qsigSiemens(6),ip2ip(7),etsi (8),ni2(9)	Instant	"0"	Selects the method of communication between PBX and the Gateway, that is used instead of legacy voicemail Mib name: voiceMailInterface INI Name: VOICEMAILINTERFACE Profile name: SIP Advance Profile
Digit Patterns				
Digit Pattern Forward No Reason	String Up to 119 chars.	Instant	""	Digit pattern used to indicate Call Forward with no reason (PBX to VoiceMail) Mib name: vmDigitPatternNoReason INI Name: DIGITPATTERNFORWAR DNOREASON Profile name: SIP Advance Profile

Parameter Name	Type	Provisioning Type	Default Value	Description
Digit Pattern Forward On Busy	String Up to 119 chars.	Instant	""	Digit pattern used to indicate Call Forward on busy (PBX to VoiceMail) Mib name: vmDigitPatternOnBusy INI Name: DIGITPATTERNFORWARDONBUSY Profile name: SIP Advance Profile
Digit Pattern Forward On No Answer	String Up to 119 chars.	Instant	""	Digit pattern used to indicate Call Forward on no answer (PBX to VoiceMail) Mib name: vmDigitPatternOnNoAnswer INI Name: DIGITPATTERNFORWARDONNOANSWER Profile name: SIP Advance Profile
Digit Pattern Forward On DND	String Up to 119 chars.	Instant	""	Digit pattern used to indicate Call Forward on Do Not Disturb (PBX to VoiceMail) Mib name: vmDigitPatternOnDND INI Name: DIGITPATTERNFORWARDONDND Profile name: SIP Advance Profile
Digit Pattern Internal Call	String Up to 119 chars.	Instant	""	Digit pattern used to indicate internal call (PBX to VoiceMail) Mib name: vmDigitPatternInternalCall INI Name: DIGITPATTERNINTERNALCALL Profile name: SIP Advance Profile
Digit Pattern External Call	String Up to 119 chars.	Instant	""	Digit pattern used to indicate external call (PBX to VoiceMail) Mib name: vmDigitPatternExternalCall INI Name: DIGITPATTERNEXTERNALCALL Profile name: SIP Advance Profile

Parameter Name	Type	Provisioning Type	Default Value	Description
Tel Disconnect Code	String Up to 24 chars.	Instant	""	Disconnect call if digit string is received from the TEL side during session Mib name: vmDigitPatternDisconnectCode INI Name: TELDISCONNECTCODE Profile name: SIP Advance Profile
VM Digit Pattern On Busy External	String Up to 119 chars.	Instant	""	Digit pattern used to indicate Call Forward on busy (PBX to VoiceMail) Mib name: vmDigitPatternVmDigitPatternOnBusyExternal INI Name: DIGITPATTERNFORWARDONBUSYEXT Profile name: SIP Advance Profile
VM Digit Pattern On No Answer External	String Up to 119 chars.	Instant	""	Digit pattern used to indicate Call Forward on no answer (PBX to VoiceMail) Mib name: vmDigitPatternVmDigitPatternOnNoAnswerExternal INI Name: DIGITPATTERNFORWARDONNOANSWEREXT Profile name: SIP Advance Profile
VM Digit Pattern On DND External	String Up to 119 chars.	Instant	""	Digit pattern used to indicate Call Forward on Do Not Disturb (PBX to VoiceMail) Mib name: vmDigitPatternVmDigitPatternOnDNDEnternal INI Name: DIGITPATTERNFORWARDONDNDNEXT Profile name: SIP Advance Profile

Parameter Name	Type	Provisioning Type	Default Value	Description
VM Digit Pattern No Reason External	String Up to 119 chars.	Instant	""	Digit pattern used to indicate Call Forward with no reason (PBX to VoiceMail) Mib name: vmDigitPatternVmDigitPatternNoReasonExternal INI Name: DIGITPATTERNFORWARDNOREASONEXT Profile name: SIP Advance Profile
Digit To Ignore	String Up to 50 chars.	Instant	""	A digit (0-9,A-D,* or #) that if received as Src (S) or Redirect (R), the digit is ignored and not added to that number. Used in DTMF VoiceMail. Mib name: vmDigitPatternDigitToIgnore INI Name: DIGITPATTERNDIGITTOIGNORE Profile name: SIP Advance Profile
MWI				
MWI On Code	String Up to 25 chars.	Instant	""	Digit pattern used to notify PBX about messages waiting for extension (added as prefix) Mib name: vmMWIONCode INI Name: MWIONCODE Profile name: SIP Advance Profile
MWI Off Code	String Up to 25 chars.	Instant	""	Digit pattern used to notify PBX about no messages waiting for extension (added as prefix) Mib name: vmMWIOffCode INI Name: MWIOFFCODE Profile name: SIP Advance Profile

Parameter Name	Type	Provisioning Type	Default Value	Description
MWI Suffix Code	String Up to 25 chars.	Instant	""	MWI suffix code used to notify PBX about messages waiting for extension (added as suffix to the extension number) Mib name: vmMWISuffixCode INI Name: MWISUFFIXCODE Profile name: SIP Advance Profile
MWI Source Number	String Up to 50 chars.	Instant	""	The phone number sent as source number toward PSTN for MWI setup Mib name: vmMWISourceNumber INI Name: MWISOURCENUMBER Profile name: SIP Advance Profile
SMDI				
Enable SMDI	Enum: Disable(0), Enable(1)	Offline	"0"	Enables the Simplified Message Desk Interface (SMDI). SMDI defines a method whereby telephony systems can provide voice-messaging systems with data required by those telephony systems to process incoming calls intelligently. Whenever the phone system routes a call, it sends an SMDI message through an EIA/TIA-232 connection to the voice-messaging system that tells it the line that it is using, the type of call that it is forwarding, and information about the source and destination of the call. 0 = Normal Serial{@}1 = Serial SMDI Mib name: vmSMDIEnable INI Name: SMDI Profile name: SIP Advance Profile

Parameter Name	Type	Provisioning Type	Default Value	Description
SMDI Timeout	Integer 0-120000	Instant	"2000"	Time out for: 1. From SMDI Info until SETUP{@} 2. From SETUP until SMDI event Mib name: vmSMDITimeOut INI Name: SMDITIMEOUT Profile name: SIP Advance Profile

2.1.2 Tab: MLPP

Frame: Advanced Applications Provisioning, Tab: MLPP

Parameter Name	Type	Provisioning Type	Default Value	Description
Call Priority Mode	Enum: Disable(0), MLPP(1),Emergency(2)	Instant	"0"	Priority mode: 0-disable{@} 1-MLPP{@} 2-emergency Mib name: mlppCallPriorityMode INI Name: CALLPRIORITYMODE Profile name: SIP Advance Profile
Default Name Space	Enum: DSN(1), DOD(2),DRSN(3),UC(5)	Instant	"1"	MLPP Default Namespace Mib name: mlppDefaultNamespace INI Name: MLPPDEFAULTNAMESPACE Profile name: SIP Advance Profile
Default Call Priority	String Up to 29 chars.	Instant	""	SIP Default Call Priority Mib name: mlppDefaultCallPriority INI Name: SIPDEFAULTCALLPRIORITY Profile name: SIP Advance Profile
Diff Serv	Integer 0-63	Instant	"50"	DiffServ value for MLPP calls Mib name: mlppDiffServ INI Name: MLPPDIFFSERV Profile name: SIP Advance Profile
Preemption Tone Duration	Integer 0-60	Instant	"3"	Preemption Tone Duration, 0-60 seconds. Mib name: mlppPreemptionToneDuration INI Name: PREEMPTIONTONEDURATION Profile name: SIP Advance Profile
Default Service Domain	String Up to 6 chars.	Instant	"000000"	MLPP Default Service Domain String (6 Hex Digits) Mib name: mlppDefaultServiceDomain INI Name: MLPPDEFAULTSERVICEDOMAIN Profile name: SIP Advance Profile

Parameter Name	Type	Provisioning Type	Default Value	Description
Normalized Service Domain	String Up to 6 chars.	Instant	"000000"	MLPP Normalized Service Domain String (6 Hex Digits) Mib name: mlppNormalizedServiceDomain INI Name: MLPPNORMALIZEDSERVICEDOMAIN Profile name: SIP Advance Profile
RTP DSCP for MLPP Routine	Integer -1-63	Instant	"-1"	Defines the RTP DSCP for MLPP Routine call Mib name: mlppRoutineRTPDSCP INI Name: MLPPROUTINERTPDSCP Profile name: SIP Advance Profile
RTP DSCP for MLPP Priority	Integer -1-63	Instant	"-1"	Defines the RTP DSCP for MLPP Priority call Mib name: mlppPriorityRTPDSCP INI Name: MLPPPRIORITYRTPDSCP Profile name: SIP Advance Profile
RTP DSCP for MLPP Immediate	Integer -1-63	Instant	"-1"	Defines the RTP DSCP for MLPP Immediate call Mib name: mlppImmediateRTPDSCP INI Name: MLPPIMMEDIATERTPDSCP Profile name: SIP Advance Profile
RTP DSCP for MLPP Flash	Integer -1-63	Instant	"-1"	Defines the RTP DSCP for MLPP Flash call Mib name: mlppFlashRTPDSCP INI Name: MLPPFLASHRTPDSCP Profile name: SIP Advance Profile
RTP DSCP for MLPP Flash Override	Integer -1-63	Instant	"-1"	Defines the RTP DSCP for MLPP Flash-Override call Mib name: mlppFlashOverRTPDSCP INI Name: MLPPFLASHOVERRTPDSCP Profile name: SIP Advance Profile
RTP DSCP for MLPP Flash-Override-Override	Integer -1-63	Instant	"-1"	Defines the RTP DSCP for MLPP Flash-Override-Override call Mib name: mlppFlashOverOverRTPDSCP INI Name: MLPPFLASHOVEROVERRTPDSCP Profile name: SIP Advance Profile
E911 MLPP Behavior	Enum: standardMode(0), routineMode(1)	Instant	"0"	Defines the MLPP E911 Preemption mode: (0)-Standard Mode (ets calls will have the highest priority and can preempt any mlpp call),{@}(1)-Treat as routine mode (ets calls are treated as routine calls) Mib name: mlppE911Behavior INI Name: E911MLPPBEHAVIOR Profile name: SIP Advance Profile

2.1.3 Tab: Emergency

Frame: Advanced Applications Provisioning, Tab: Emergency

Parameter Name	Type	Provisioning Type	Default Value	Description
Index	Integer 0-3	NA	"0"	Emergency numbers, starting at 0. Mib name: acEmergencyNumbersIndex Profile name: Not Profiled
Emergency Regret Timeout	Integer 1-30	Instant	"10"	[min] Regret time for call that is marked as Emergency Mib name: acEmergencyRegretTimeout INI Name: EMERGENCYREGRETTIMEOUT Profile name: SIP Advance Profile
Emergency Numbers	String Up to 4 chars.	Instant	""	Emergency numbers Mib name: acEmergencyNumbersNumbers INI Name: EMERGENCYNUMBERS Profile name: SIP Emergency Table Profile
Emrgncy Special Rel Cse	Enum: Disable(0), Enable(1)	Instant	"0"	When enabled, if an emergency call is rejected it will be rejected with 503. Mib name: miscEmrgncySpecialRelCse INI Name: EMERGENCYSPECIALRELEASECAUSE Profile name: SIP Advance Profile

2.1.4 Tab: DID

Frame: Advanced Applications Provisioning, Tab: DID

Parameter Name	Type	Provisioning Type	Default Value	Description
Enable DID Wink	Enum: disable(0), single(1),doubleWink(2),winkAndPolarity(3)	Instant	"0"	Enable support for DID lines using Wink Mib name: dIDEnableWink INI Name: ENABLEDIDWINK Profile name: SIP Advance Profile
Enable DID	Enum: Disable(0), Enable(1)	Instant	"0"	Enable DID support Mib name: dIDEnable INI Name: ENABLEDID Profile name: SIP Advance Profile

Parameter Name	Type	Provisioning Type	Default Value	Description
Delay Before Did Wink	Integer 0-1000	Instant	"0"	delay between Off-Hook detection and Wink generation (relevant only for FXS). unit - ms Mib name: dIDDelayBeforeDidWink INI Name: DELAYBEFOREIDWINK Profile name: SIP Advance Profile

2.2 Frame: Bandwidth Profile Frame

2.2.1 Tab: General Settings

Frame: Bandwidth Profile Frame, Tab: General Settings

Parameter Name	Type	Provisioning Type	Default Value	Description
Name	String Up to 39 chars.	Online	""	BW Profile name Mib name: acCPQOEBWProfileName INI Name: BWPROFILE_NAME Profile name: Not Profiled
Egress Audio Bandwidth [Kbps]	Integer -2147483648- 2147483647	Online	"-1"	Audio tx throughput in bits per second to cross this threshold Mib name: acCPQOEBWProfileEgressAudioBandwidth INI Name: BWPROFILE_EGRESSAUDIOBANDWIDTH Profile name: Not Profiled
Ingress Audio Bandwidth [Kbps]	Integer -2147483648- 2147483647	Online	"0"	Audio tx throughput in bits per second to cross this threshold Mib name: acCPQOEBWProfileIngressAudioBandwidth INI Name: BWPROFILE_INGRESSAUDIOBANDWIDTH Profile name: Not Profiled
Egress Video Bandwidth [Kbps]	Integer -2147483648- 2147483647	Online	"-1"	Video tx throughput in bits per second to cross this threshold Mib name: acCPQOEBWProfileEgressVideoBandwidth INI Name: BWPROFILE_EGRESSVIDEOBANDWIDTH Profile name: Not Profiled

Parameter Name	Type	Provisioning Type	Default Value	Description
Ingress Video Bandwidth [Kbps]	Integer -2147483648- 2147483647	Online	"-1"	Video rx throughput in bits per second to cross this threshold Mib name: acCPQOEBWProfileIngressVideoBandwidth INI Name: BWPROFILE_INGRESSVIDEOBANDWIDTH Profile name: Not Profiled
Total Egress Bandwidth [Kbps]	Integer -2147483648- 2147483647	Online	"-1"	Total tx throughput in bits per second to cross this threshold Mib name: acCPQOEBWProfileTotalEgressBandwidth INI Name: BWPROFILE_TOTALEGRESSBANDWIDTH Profile name: Not Profiled
Total Ingress Bandwidth [Kbps]	Integer -2147483648- 2147483647	Online	"-1"	Total rx throughput in bits per second to cross this threshold Mib name: acCPQOEBWProfileTotalIngressBandwidth INI Name: BWPROFILE_TOTALINGRESSBANDWIDTH Profile name: Not Profiled
Warning Threshold [%]	Integer 0-100	Online	"70"	warning threshold in percent from the total bandwidth Mib name: acCPQOEBWProfileWarningThreshold INI Name: BWPROFILE_WARNINGTHRESHOLD Profile name: Not Profiled
Hysteresis [%]	Integer 0-100	Online	"5"	Hysteresis in percentage from total bandwidth Mib name: acCPQOEBWProfileHysteresis INI Name: BWPROFILE_HYSTERESIS Profile name: Not Profiled
Generate Alarms	Enum: no(0), yes(1)	Online	"0"	if threshold is crossed SNMP alarm should be generated Mib name: acCPQOEBWProfileGenerateAlarms INI Name: BWPROFILE_GENERATEALARMS Profile name: Not Profiled

2.3 Frame: CLI Terminals Provisioning

2.3.1 Tab: CLI Terminals Provisioning

Frame: CLI Terminals Provisioning, Tab: CLI Terminals Provisioning

Parameter Name	Type	Provisioning Type	Default Value	Description
Telnet & SSH				
Server Enable	Enum: disable(0), enable(1),ssl(2)	Instant	"0"	Enables or disables the embedded Telnet server. Telnet is disabled by default for security reasons. 0 = Disable{@}1= Enable{@}2 = SSL mode (if available - requires an SSL-aware Telnet client software) {@}SSL mode is not available on the MP-108 / MP-124 media gateways Mib name: acSysTelnetServerEnable INI Name: TELNETSERVER ENABLE Profile name: CLI Terminals Profile
Server Port	Integer 0-65535	Online	"23"	Defines the port number for the embedded Telnet server. Range = Valid port number Mib name: acSysTelnetServerPort INI Name: TELNETSERVER PORT Profile name: CLI Terminals Profile

Parameter Name	Type	Provisioning Type	Default Value	Description
Server Idle Disconnect	Integer 0-2147483647	Offline	"0"	This parameter is used to set the timeout for disconnection of an idle Telnet session (minutes). When set to zero, idle sessions are not disconnected. {@}Range: Any number Mib name: acSysTelnetServerIdleDisconnect INI Name: TELNETSERVERIDLEDISCONNECT Profile name: CLI Terminals Profile
SSH Server Port	Integer 0-65535	Online	"22"	Defines the port number for the embedded SSH server. Range = Valid port number Mib name: acSysTelnetSSHServerPort INI Name: SSHSERVERPORT Profile name: CLI Terminals Profile
SSH Server Enable	Enum: Disable(0), Enable(1)	Online	"0"	Enables or disables the embedded SSH server. 0 = Disable{@}1= Enable{@} Mib name: acSysTelnetSSHServerEnable INI Name: SSHSERVERENABLE Profile name: CLI Terminals Profile

Parameter Name	Type	Provisioning Type	Default Value	Description
SSH Admin Key	String Up to 510 chars.	Instant	""	This parameter holds an RSA public key for strong authentication to the SSH interface (if enabled). The value should be a base64-encoded string; see the Security appendix for additional information. Mib name: acSysTelnetSSHAdminKey INI Name: SSHADMINKEY Profile name: CLI Terminals Profile
SSH Require Public Key	Enum: Disable(0), Enable(1)	Instant	"0"	Enables or disables RSA public keys in SSH. When set to 0, RSA public keys are optional (if SSHAdminKey is set).{@}When set to 1, RSA public keys are mandatory. Mib name: acSysTelnetSSHRequirePublicKey INI Name: SSHREQUIREPUBLICKEY Profile name: CLI Terminals Profile
Telnet SSH Max Sessions	Integer 1-5	Online	"2"	Configure maximum allowed number of SSH sessions. Mib name: acSysTelnetSSHMaxSessions INI Name: SSHMAXSESSIONS Profile name: CLI Terminals Profile

Parameter Name	Type	Provisioning Type	Default Value	Description
SSH Max Payload Size	Integer 550-32768	Online	"32768"	Configure maximum uncompressed payload size for SSH packets, in bytes. Mib name: acSysTelnetSSHMaxPayloadSize INI Name: SSHMAXPAYLOADSIZE Profile name: CLI Terminals Profile
SSH Max Binary Packet Size	Integer 582-35000	Online	"35000"	Configure maximum packet size for SSH packets, in bytes. Mib name: acSysTelnetSSHMaxBinaryPacketSize INI Name: SSHMAXBINARYPACKETSIZE Profile name: CLI Terminals Profile
Max Sessions	Integer 1-5	Instant	"2"	Configures the maximum allowed number of telnet sessions. Mib name: acSysTelnetMaxSessions INI Name: TELNETMAXSESSIONS Profile name: Not Profiled
Serial IF				

Parameter Name	Type	Provisioning Type	Default Value	Description
Baud Rate	Enum: r1200(1200), r2400(2400),r4800(4800),r9600(9600),r14400(14400),r19200(19200),r38400(38400),r57600(57600),r115200(115200)	Offline	"9600"	Enables changes to the Serial Baud Rate for Simplified Message Desk Interface (SMDI). {@}Standard values: 1200, 2400, 9600, 14400, 19200, 38400, 57600, 115200. Mib name: acSysSerialIFBaudRate INI Name: SERIALBAUDRATE Profile name: CLI Terminals Profile
Data	Integer 7-8	Offline	"8"	Changes the serial data bit for the Simplified Message Desk Interface (SMDI). {@}7 = 7 Bit{@}8 = 8 Bit Mib name: acSysSerialIFData INI Name: SERIALDATA Profile name: CLI Terminals Profile
Parity	Enum: none(0), odd(1),even(2)	Offline	"0"	Changes the serial parity for the Simplified Message Desk Interface (SMDI). {@}0 = None {@}1 = Odd {@}2 = Even Mib name: acSysSerialIFParity INI Name: SERIALPARITY Profile name: CLI Terminals Profile

Parameter Name	Type	Provisioning Type	Default Value	Description
Stop	Integer 1-2	Offline	"1"	Changes the serial stop for the Simplified Message Desk Interface (SMDI). {@}1 = 1 Bit {@}2 = 2 Bit Mib name: acSysSerialIFStop INI Name: SERIALSTOP Profile name: CLI Terminals Profile
Flow Control	Enum: none(0), hardware(1)	Offline	"0"	Changes the serial flow control for the Simplified Message Desk Interface (SMDI). {@}0 = None{@}1 = Hardware Mib name: acSysSerialIFFlowControl INI Name: SERIALFLOWCONTROL Profile name: CLI Terminals Profile

2.4 Frame: Color Rules Frame

2.4.1 Tab: General Settings

Frame: Color Rules Frame, Tab: General Settings

Parameter Name	Type	Provisioning Type	Default Value	Description
Monitored Param	Enum: Mos(0), Delay(1),PacketLoss(2),Jitter(3),Rerl(4)	Online	"0"	The quality parameter to monitor Mib name: acCPQOECOLORRulesMonitoredParam INI Name: QOECOLORRULES_MONITOREDPARAM Profile name: Not Profiled
Direction	Enum: DeviceSide(0), RemoteSide(1)	Online	"0"	Whether the parameter is monitored on the remote or local side. Mib name: acCPQOECOLORRulesDirection INI Name: QOECOLORRULES_DIRECTION Profile name: Not Profiled
Profile	Enum: userDefined(0), lowSensitivity(1),averageSensitivity(2),highSensitivity(3)	Online	"2"	Predefined thresholds selected according to the chosen sensitivity level Mib name: acCPQOECOLORRulesProfile INI Name: QOECOLORRULES_PROFILE Profile name: Not Profiled
Green Yellow Threshold	Integer 0-4294967295	Online	"0"	The threshold for status change from green (good quality) to yellow (medium quality) Mib name: acCPQOECOLORRulesGreenYellowThreshold INI Name: QOECOLORRULES_GREENYELLOWTHRESHOLD Profile name: Not Profiled
Green Yellow Hysteresis	Integer 0-4294967295	Online	"0"	The hysteresis of the green to yellow threshold Mib name: acCPQOECOLORRulesGreenYellowHysteresis INI Name: QOECOLORRULES_GREENYELLOWHYSTERESIS Profile name: Not Profiled

Parameter Name	Type	Provisioning Type	Default Value	Description
Yellow Red Threshold	Integer 0-4294967295	Online	"0"	The threshold for status change from yellow (medium quality) to red (poor quality) Mib name: acCPQOECOLORRulesYellowRedThreshold INI Name: QOECOLORRULES_YELLOWREDTHRESHOLD Profile name: Not Profiled
Yellow Red Hystersis	Integer 0-4294967295	Online	"0"	The hysteresis of yellow to red threshold Mib name: acCPQOECOLORRulesYellowRedHystersis INI Name: QOECOLORRULES_YELLOWREDHYSTERESIS Profile name: Not Profiled

2.5 Frame: Cost Group Provisioning

2.5.1 Tab: Cost Group

Frame: Cost Group Provisioning, Tab: Cost Group

Parameter Name	Type	Provisioning Type	Default Value	Description
Cost Group Name	String Up to 29 chars.	Instant	""	Cost Group Name Mib name: costGroupName INI Name: COSTGROUPTABLE_COSTGROUPNAME Profile name: Not Profiled
Default Connect Cost	Integer 0-30000	Instant	"0"	The default connection cost for calls in this cost group. Used if not in a timeband. Mib name: costGroupDefaultConnectionCost INI Name: COSTGROUPTABLE_DEFAULTCONNECTIONCOST Profile name: Not Profiled
Default Time Cost	Integer 0-30000	Instant	"0"	The default cost per minute for calls in this cost group. Used if not in a timeband. Mib name: costGroupDefaultMinuteCost INI Name: COSTGROUPTABLE_DEFAULTMINUTECOST Profile name: Not Profiled

2.6 Frame: DNS Provisioning

2.6.1 Tab: Internal DNS

Frame: DNS Provisioning, Tab: Internal DNS

Parameter Name	Type	Provisioning Type	Default Value	Description
Index	Integer 0-19	NA	"0"	Entry number, starting at 0. Mib name: dnsInfoIndex INI Name: DNS2IP_INDEX Profile name: Not Profiled
Status	Enum: Active(1), NotInService(2),NotReady(3),CreateAndGo(4),CreateAndWait(5),Destroy(6)	Instant	"3"	Row-Status Textual Conventions as defined in RFC 2579: Textual Conventions for SMIPv2 Mib name: dnsInfoRowStatus Profile name: Not Profiled
Domain Name	String Up to 69 chars.	Instant	""	Domain Name Mib name: dnsInfoDomainName INI Name: DNS2IP_DOMAINNAME Profile name: Not Profiled
IP Address 1	String Up to 15 chars.	Instant	""	IP Address Mib name: dnsInfoFirstIPAddress INI Name: DNS2IP_FIRSTIPADDRESS Profile name: Not Profiled
IP Address 2	String Up to 15 chars.	Instant	""	IP Address Mib name: dnsInfoSecondIPAddress INI Name: DNS2IP_SECONDIPADDRESS Profile name: Not Profiled

Parameter Name	Type	Provisioning Type	Default Value	Description
IP Address 3	String Up to 15 chars.	Instant	""	IP Address Mib name: dnsInfoThirdIPAd ress INI Name: DNS2IP_THIRDIPA DDRESS Profile name: Not Profiled
IP Address 4	String Up to 15 chars.	Instant	""	IP Address Mib name: dnsInfoFourthIPAd dress INI Name: DNS2IP_FOURTHI PADDRESS Profile name: Not Profiled

2.6.2 Tab: Internal SRV

Frame: DNS Provisioning, Tab: Internal SRV

Parameter Name	Type	Provisioning Type	Default Value	Description
Index	Integer 0-9	NA	"0"	Entry number, starting at 0. Mib name: srvInfoIndex INI Name: SRV2IP_INDEX Profile name: Not Profiled
Status	Enum: Active(1), NotInService(2),NotReady(3),CreateAndGo(4 ,CreateAndWait(5),Destroy(6)	Instant	"3"	Row-Status Textual Conventions as defined in RFC 2579: Textual Conventions for SMIPv2 Mib name: srvInfoRowStatu s Profile name: Not Profiled

Parameter Name	Type	Provisioning Type	Default Value	Description
Internal Domain Name	String Up to 70 chars.	Instant	""	the Domain name for the SRV query Mib name: srvInfoInternalDomainName INI Name: SRV2IP_INTERNALDOMAIN Profile name: Not Profiled
Transport Type	Enum: UDP(0), TCP(1), TLS(2)	Instant	"0"	the transport type Mib name: srvInfoTransportType INI Name: SRV2IP_TRANSPORTTYPE Profile name: Not Profiled
DNS Name	String Up to 99 chars.	Instant	""	the DNS in the SRV Query Result Mib name: srvInfoDNSName INI Name: SRV2IP_DNS1 Profile name: Not Profiled
Priority	Integer 0-65000	Instant	"0"	the Priority of this SRV Query Mib name: srvInfoPriority INI Name: SRV2IP_PRIORITY1 Profile name: Not Profiled
Weight	Integer 0-65000	Instant	"0"	the Weight of this SRV Query Mib name: srvInfoWeight INI Name: SRV2IP_WEIGHT1 Profile name: Not Profiled

Parameter Name	Type	Provisioning Type	Default Value	Description
Port	Integer 0-65534	Instant	"0"	the port of the DNS Mib name: srvInfoPort INI Name: SRV2IP_PORT1 Profile name: Not Profiled
DNS Name 2	String Up to 99 chars.	Instant	""	the DNS in the SRV Query Result Mib name: srvInfoDNSNam e2 INI Name: SRV2IP_DNS2 Profile name: Not Profiled
Priority 2	Integer 0-65000	Instant	"0"	the Priority of this SRV Query Mib name: srvInfoPriority2 INI Name: SRV2IP_PRIOR ITY2 Profile name: Not Profiled
Weight 2	Integer 0-65000	Instant	"0"	the Weight of this SRV Query Mib name: srvInfoWeight2 INI Name: SRV2IP_WEIG HT2 Profile name: Not Profiled
Port 2	Integer 0-65534	Instant	"0"	the port of the DNS Mib name: srvInfoPort2 INI Name: SRV2IP_PORT2 Profile name: Not Profiled

Parameter Name	Type	Provisioning Type	Default Value	Description
DNS Name 3	String Up to 99 chars.	Instant	""	the DNS in the SRV Query Result Mib name: srvInfoDNSName3 INI Name: SRV2IP_DNS3 Profile name: Not Profiled
Priority 3	Integer 0-65000	Instant	"0"	the Priority of this SRV Query Mib name: srvInfoPriority3 INI Name: SRV2IP_PRIORITY3 Profile name: Not Profiled
Weight 3	Integer 0-65000	Instant	"0"	the Weight of this SRV Query Mib name: srvInfoWeight3 INI Name: SRV2IP_WEIGHT3 Profile name: Not Profiled
Port 3	Integer 0-65534	Instant	"0"	the port of the DNS Mib name: srvInfoPort3 INI Name: SRV2IP_PORT3 Profile name: Not Profiled

2.7 Frame: Ethernet Device Settings

2.7.1 Tab: Ethernet Device Settings

Frame: Ethernet Device Settings, Tab: Ethernet Device Settings

Parameter Name	Type	Provisioning Type	Default Value	Description
Underlying Interface	rowPointer	Offline	""	Underlying Interface Mib name: acSysEthernetDeviceUnderlyingInterface INI Name: DEVICETABLE_UNDERLYINGINTERFACE Profile name: Not Profiled
Name	String Up to 16 chars.	Offline	""	Name Mib name: acSysEthernetDeviceName INI Name: DEVICETABLE_DEVICENAME Profile name: Not Profiled

2.8 Frame: Firewall Settings

2.8.1 Tab: General Info

Frame: Firewall Settings, Tab: General Info

Parameter Name	Type	Provisioning Type	Default Value	Description
Source IP	String Up to 60 chars.	Online	""	Source IP for access rule Mib name: acSysAccessListSourceIP INI Name: ACCESSLIST_SOURCE_IP Profile name: Not Profiled
Start Port	Integer 0-65535	Online	"0"	Port range - start Mib name: acSysAccessListStartPort INI Name: ACCESSLIST_START_PORT Profile name: Not Profiled
End Port	Integer 0-65535	Online	"0"	Port range - end Mib name: acSysAccessListEndPort INI Name: ACCESSLIST_END_PORT Profile name: Not Profiled
Protocol	String Up to 10 chars.	Online	""	IP user-level protocol (TCP, UDP, ICMP, ESP, SIP, MGCP, TPNC, ANY or numeric value) Mib name: acSysAccessListProtocol INI Name: ACCESSLIST_PROTOCOL Profile name: Not Profiled
Packet Size	Integer 0-65535	Online	"0"	Maximum packet size (0 = unused) Mib name: acSysAccessListPacketSize INI Name: ACCESSLIST_PACKET_SIZE Profile name: Not Profiled

Parameter Name	Type	Provisioning Type	Default Value	Description
Byte Rate	Integer 0-2147483647	Online	"0"	Allowed traffic in bytes per second (0 = unused) Mib name: acSysAccessListByteRate INI Name: ACCESSLIST_BYTE_RATE Profile name: Not Profiled
Byte Burst	Integer 0-2147483647	Online	"0"	Allowed traffic burst in bytes (0 = unused) Mib name: acSysAccessListByteBurst INI Name: ACCESSLIST_BYTE_BURST Profile name: Not Profiled
Allow Type	Enum: notSet(0), allow(1),block(2)	Online	"0"	Allow or block traffic matching this rule Mib name: acSysAccessListAllowType INI Name: ACCESSLIST_ALLOW_TYPE Profile name: Not Profiled
Interface Name	String Up to 15 chars.	Online	""	Name of the specific interface the rule applies to. None - default value when no interface was chosen. Mib name: acSysAccessListInterfaceName INI Name: ACCESSLIST_INTERFACE_ID Profile name: Not Profiled
Use Specific Interface	Enum: disable(0), enable(1)	Online	"0"	Rule for specific interface or for the entire interfaces Mib name: acSysAccessListUseSpecificInterface INI Name: ACCESSLIST_USE_SPECIFIC_INTERFACE Profile name: Not Profiled
Source Port	Integer 0-65535	Online	"0"	Source Port Mib name: acSysAccessListSourcePort INI Name: ACCESSLIST_SOURCE_PORT Profile name: Not Profiled
Prefix Length	Integer 0-128	Online	"0"	Prefix length of source IP address (defining a subnet). Mib name: acSysAccessListPrefixLength INI Name: ACCESSLIST_PREFIXLEN Profile name: Not Profiled

2.9 Frame: IDS Matches

2.9.1 Tab: Match General Settings Tab

Frame: IDS Matches, Tab: Match General Settings Tab

Parameter Name	Type	Provisioning Type	Default Value	Description
SIP Interface	String Up to 19 chars.	Online	""	Filter by SIP Interface. Can include multiple interfaces. For example '2,4,6-8'. Mib name: idsMatchSIPInterface INI Name: IDSMATCH_SIPINTERFACE Profile name: Not Profiled
Proxy Set	String Up to 19 chars.	Online	""	Filter by Proxy Set. Can include multiple interfaces. For example '2,4,6-8'. Mib name: idsMatchProxySet INI Name: IDSMATCH_PROXYSET Profile name: Not Profiled
Subnet	String Up to 99 chars.	Online	""	Filter by Subnet, with CIDR notation: '10.1.0.0/16'. Mib name: idsMatchSubnet INI Name: IDSMATCH_SUBNET Profile name: Not Profiled
Policy	rowPointer	Online	"-1"	Policy to activate Mib name: idsMatchPolicy INI Name: IDSMATCH_POLICY Profile name: Not Profiled

2.10 Frame: IDS Polices

2.10.1 Tab: General Settings

Frame: IDS Polices, Tab: General Settings

Parameter Name	Type	Provisioning Type	Default Value	Description
Name	String Up to 19 chars.	Online	""	Name of the policy. Mib name: idsPolicyName INI Name: IDSPOLICY_NAME Profile name: Not Profiled
Description	String Up to 99 chars.	Online	""	Description of the Policy. Mib name: idsPolicyDescription INI Name: IDSPOLICY_DESCRIPTION Profile name: Not Profiled

2.11 Frame: IDS Rules

2.11.1 Tab: Rules General Settings

Frame: IDS Rules, Tab: Rules General Settings

Parameter Name	Type	Provisioning Type	Default Value	Description
Reason	Enum: any(0), connectionAbuse(1),malformedMessage(2),authenticationFailure(3),dialogEstablishFailure(4),abnormalFlow(5)	Online	"0"	Reason of the event Mib name: idsRuleReason INI Name: IDSRULE_REASON Profile name: Not Profiled
Threshold Scope	Enum: global(0), iP(2),iPandPort(3)	Online	"0"	Threshold scope to count by Mib name: idsRuleThresholdScope INI Name: IDSRULE_THRESHOLDSCOPE Profile name: Not Profiled
Threshold Window	Integer -1-1000000	Online	"-1"	Threshold window (seconds) Mib name: idsRuleThresholdWindow INI Name: IDSRULE_THRESHOLDWINDOW Profile name: Not Profiled
Minor Alarm Threshold	Integer -1-1000000	Online	"-1"	SNMP Minor-Alarm threshold Mib name: idsRuleMinorAlarmThreshold INI Name: IDSRULE_MINORALARMTHRESHOLD Profile name: Not Profiled

Parameter Name	Type	Provisioning Type	Default Value	Description
Major Alarm Threshold	Integer -1-1000000	Online	"-1"	SNMP Major-Alarm threshold Mib name: idsRuleMajorAlarmThreshold INI Name: IDSRULE_MAJORALARMTHRESHOLD Profile name: Not Profiled
Critical Alarm Threshold	Integer -1-1000000	Online	"-1"	SNMP Critical-Alarm threshold Mib name: idsRuleCriticalAlarmThreshold INI Name: IDSRULE_CRITICALALARMTHRESHOLD Profile name: Not Profiled

2.12 Frame: IP Group Provisioning

2.12.1 Tab: IP Group

Frame: IP Group Provisioning, Tab: IP Group

Parameter Name	Type	Provisioning Type	Default Value	Description
IP Group Type	Enum: server(0), user(1), gateway(2)	Instant	"0"	GwApp IP Group Table Mib name: ipGroupType INI Name: IPGROUP_TYPE Profile name: Not Profiled
IP Group Description	String Up to 29 chars.	Instant	""	GwApp IP Group Table Mib name: ipGroupDescription INI Name: IPGROUP_DESCRIPTION Profile name: Not Profiled

Parameter Name	Type	Provisioning Type	Default Value	Description
IP Group Proxy Set Id	Integer -1-5	Instant	"-1"	GwApp IP Group Table Mib name: ipGroupProxySetId INI Name: IPGROUP_PROXYSETID Profile name: Not Profiled
IP Group SIP Group Name	String Up to 49 chars.	Instant	""	GwApp IP Group Table Mib name: ipGroupSIPGroupName INI Name: IPGROUP_SIPGROUPNAME Profile name: Not Profiled
IP Group Contact User	String Up to 50 chars.	Instant	""	GwApp IP Group Table Mib name: ipGroupContactUser INI Name: IPGROUP_CONTACTUSER Profile name: Not Profiled
IP Group Enable Survivability	Enum: disable(0), enableIfNecessary(1),alwaysEnable(2),alwaysTerminateRegister(3)	Instant	"0"	GwApp IP Group Table Mib name: ipGroupEnableSurvivability INI Name: IPGROUP_ENABLESURVIVABILITY Profile name: Not Profiled
IP Group Serving IP Group	Integer -1-31	Instant	"-1"	GwApp IP Group Table Mib name: ipGroupServingIPGroup INI Name: IPGROUP_SERVINGIPGROUP Profile name: Not Profiled

Parameter Name	Type	Provisioning Type	Default Value	Description
IP Group Sip Re Routing Mode	Enum: NotConfigured(-1), Standard(0),Proxy(1),Routing Table(2)	Instant	"-1"	GwApp IP Group Table Mib name: ipGroupSipReRouting Mode INI Name: IPGROUP_SIPRERO UTINGMODE Profile name: Not Profiled
IP Group ProfileId	Integer 0-9	Instant	"0"	Mib name: ipGroupProfileId INI Name: IPGROUP_PROFILEI D Profile name: Not Profiled
IP Group Media Realm	rowPointer	Instant	"-1"	MediaRealm Name Mib name: ipGroupMediaRealm INI Name: IPGROUP_MEDIARE ALM Profile name: Not Profiled
Max Num Of Registered Users	Integer -1-3000	Instant	"-1"	Max Number Of Registered Users. MP1xx - 25{@}M1K - 200{@}M2K- 250{@}M3K - 3000 Mib name: ipGroupMaxNumOfRe gUsers INI Name: IPGROUP_MAXNUM OFREGUSERS Profile name: Not Profiled

Parameter Name	Type	Provisioning Type	Default Value	Description
Registration Mode	Enum: UserInitiatesRegistrations(0), sbcInitiatesRegistrations(1),NoRegistrationsNeeded(2)	Instant	"0"	GwApp IP Group Table Registration Mode. 0 - User initiates registrations (default){@}1 - SBC initiate registrations (works only with user info file){@}2 - No registrations needed (users will be inserted to DB in active state).{@}Can be used for the scenario, here the SBC authenticates (as server) the incoming INVITE requests from the users. Mib name: ipGroupRegistrationMode INI Name: IPGROUP_REGISTRATIONMODE Profile name: Not Profiled
Authentication Mode	Enum: UserAuthenticates(0), sbcAuthenticatesAsClient(1), SbcAuthenticatesAsServer(2)	Instant	"0"	GwApp IP Group Table Authentication mode Mib name: ipGroupAuthenticationMode INI Name: IPGROUP_AUTHENTICATIONMODE Profile name: Not Profiled
Method List	String Up to 255 chars.	Instant	""	List of methods separated by " " that this IP group will challenge. Mib name: ipGroupMethodList INI Name: IPGROUP_METHODLIST Profile name: Not Profiled

Parameter Name	Type	Provisioning Type	Default Value	Description
SRD	Integer 0-32	Online	"0"	SRD Index Mib name: ipGroupSRD INI Name: IPGROUP_SRD Profile name: Not Profiled
Enable SBC Client Forking	Enum: sequential(0), parallel(1),sequentialAvailable Only(2)	Instant	"0"	0 - Sequential route to all contacts who registered with same AOR. 1 - Fork INVITE messages in parallel to all registered contacts (up to 5). 2 - Sequential route only to available contacts Mib name: ipGroupEnableSBCCli entForking INI Name: IPGROUP_ENABLES BCCLIENTFORKING Profile name: Not Profiled
Source URI Input	Enum: NotConfigured(-1), FROM(0),TO(1),RequestURI(2),PAssertedFirstHeader(3),P AssertedSecondHeader(4),Pp referred(5),Route(6),Diversion (7),HistoryInfo(8),PAssociated URI(9),PcalledPartyID(10),Co ntact(11)	Instant	"-1"	Configured the source URI input, used in the Classify-Manipulate- Route process in SBC. Mib name: ipGroupSrcUriInput INI Name: IPGROUP_SOURCEU RIINPUT Profile name: Not Profiled
Destination URI Input	Enum: NotConfigured(-1), FROM(0),TO(1),RequestURI(2),PAssertedFirstHeader(3),P AssertedSecondHeader(4),Pp referred(5),Route(6),Diversion (7),HistoryInfo(8),PAssociated URI(9),PcalledPartyID(10),Co ntact(11)	Instant	"-1"	Configured the destination URI input, used in the Classify- Manipulate-Route process in SBC. Mib name: ipGroupDstUriInput INI Name: IPGROUP_DESTURII NPUT Profile name: Not Profiled

Parameter Name	Type	Provisioning Type	Default Value	Description
Always Use Source Addr	Enum: no(0), yes(1)	Instant	"0"	Override SIP standard rules in sending responses and requests within dialog. When flag is on, always send to the IP that previous message was received from. Mib name: ipGroupAlwaysUseSourceAddr INI Name: IPGROUP_ALWAYSUSESOURCEADDR Profile name: Not Profiled
Username	String Up to 50 chars.	Instant	""	Server to server username for authentication Mib name: ipGroupUsername INI Name: IPGROUP_USERNAME Profile name: Not Profiled
Password	String	Instant	""	Server to server password for authentication Mib name: ipGroupPassword INI Name: IPGROUP_PASSWORD Profile name: Not Profiled
QOE Profile Name	rowPointer	Instant	""	Quality of experience (QOE) Profile Mib name: ipGroupQOEProfileName INI Name: IPGROUP_QOEPROFILE Profile name: Not Profiled

Parameter Name	Type	Provisioning Type	Default Value	Description
BW Profile Name	rowPointer	Instant	""	bandwidth Profile Mib name: ipGroupBWProfileName INI Name: IPGROUP_BWPROFILE Profile name: Not Profiled
Media Enhancement Profile Name	rowPointer	Instant	""	Media Enhancement Profile Mib name: ipGroupMediaEnhancementProfileName INI Name: IPGROUP_MEDIAENHANCEMENTPROFILE Profile name: Not Profiled

2.13 Frame: IP Interface Settings

2.13.1 Tab: IP Interface Settings

Frame: IP Interface Settings, Tab: IP Interface Settings

Parameter Name	Type	Provisioning Type	Default Value	Description
Application Types	Enum: oam(0), media(1),control(2),oamAndMedia(3),oamAndControl(4), mediaAndControl(5),oamAndMediaAndControl(6),maintenance(99)	Offline	"0"	The type assigned to the interface. Mib name: acSysInterfaceApplicationTypes INI Name: INTERFACETABLE_APPLICATIONTYPES Profile name: Not Profiled
IP Address	String Up to 45 chars.	Online	""	IP Address (can be either IPv4 or IPv6) for this interface. Mib name: acSysInterfaceIPAddress INI Name: INTERFACETABLE_IPADDRESS Profile name: Not Profiled

Parameter Name	Type	Provisioning Type	Default Value	Description
Prefix Length	Integer 0-128	Offline	"0"	The number of bits in this interface's netmask. Mib name: acSysInterfacePrefixLength INI Name: INTERFACETABLE_PREFIXLENGTH Profile name: Not Profiled
Gateway	String Up to 45 chars.	Offline	""	Default Gateway. Filled in one row only. 0 in others Mib name: acSysInterfaceGateway INI Name: INTERFACETABLE_GATEWAY Profile name: Not Profiled
Interface Name	String Up to 16 chars.	Offline	""	a 16 character string of this interface's name. Mib name: acSysInterfaceName INI Name: INTERFACETABLE_INTERFACE_NAME Profile name: Not Profiled
Primary DNS Server IP Address	String Up to 45 chars.	Online	""	Primary DNS server IP address Mib name: acSysInterfacePrimaryDNSServerIPAddress INI Name: INTERFACETABLE_PRIMARYDNSSERVER_IPADDRESS Profile name: Not Profiled

Parameter Name	Type	Provisioning Type	Default Value	Description
Secondary DNS Server IP Address	String Up to 45 chars.	Online	""	Secondary DNS server IP address Mib name: acSysInterfaceSecondaryDNSServerIPAddress INI Name: INTERFACETABLE_SECONDARYDNSSERVERIPADDRESS Profile name: Not Profiled
Interface Mode	Enum: IPv6PrefixManual(3), IPv6Manual(4),IPv4Manual(10)	Offline	"0"	Interface configuration mode. Mib name: acSysInterfaceMode INI Name: INTERFACETABLE_INTERFACEMODE Profile name: Not Profiled
Underlying Device	rowPointer	Offline	""	Pointer to the Underlying Device Mib name: acSysInterfaceUnderlyingDevice INI Name: INTERFACETABLE_UNDERLYINGDEVICE Profile name: Not Profiled

2.14 Frame: LDAP Configuration

2.14.1 Tab: LDAP Configuration

Frame: LDAP Configuration, Tab: LDAP Configuration

Parameter Name	Type	Provisioning Type	Default Value	Description
Server Ip	IPAddress	Online	""	Defines the LDAP server IP address in dotted format notation. e.g., 192.10.1.255 Mib name: acSysLdapConfigurationServerIp INI Name: LDAPCONFIGURATION_LDAPCONFSERVERIP Profile name: Not Profiled
Server Port	Integer 0-65535	Online	"389"	Defines the port number for LDAP server Mib name: acSysLdapConfigurationServerPort INI Name: LDAPCONFIGURATION_LDAPCONFSERVERPORT Profile name: Not Profiled
Max Respond Time	Integer 0-86400	Online	"3000"	Defines the period of time the module will wait for LDAP server response (seconds) Mib name: acSysLdapConfigurationMaxRespondTime INI Name: LDAPCONFIGURATION_LDAPCONFSERVERMAXRESPONDTIME Profile name: Not Profiled
Server Domain Name	String Up to 255 chars.	Online	""	This parameter is used to indicate the name of LDAP server. Mib name: acSysLdapConfigurationServerDomainName INI Name: LDAPCONFIGURATION_LDAPCONFSERVERDOMAINNAME Profile name: Not Profiled
Password	String Up to 255 chars.	Online	""	This parameter is used to indicate the user password of LDAP server. Mib name: acSysLdapConfigurationPassword INI Name: LDAPCONFIGURATION_LDAPCONFPASSWORD Profile name: Not Profiled

Parameter Name	Type	Provisioning Type	Default Value	Description
Bind Dn	String Up to 255 chars.	Online	""	This parameter is used to indicate the of LDAP server bind DN. Mib name: acSysLdapConfigurationBindDn INI Name: LDAPCONFIGURATION_LDAPCONFBINDDN Profile name: Not Profiled
Interface Type	Integer 0-1	Online	"0"	Determines what VLAN interface should be used. Mib name: acSysLdapConfigurationInterfaceType INI Name: LDAPCONFIGURATION_LDAPCONFINTERFACETYPE Profile name: Not Profiled
Connection Status	Enum: IdapNotApplicable(0), IdapConnectionBroken(1), IdapConnecting(2), IdapConnected(3)	Read-Only	"1"	shows the Idap server Connection Status (LDAP_NOT_APPLICABLE = 0, LDAP_CONNECTION_BROKEN = 1, LDAP_CONNECTING = 2, LDAP_CONNECTED = 3). Mib name: acSysLdapConfigurationConnectionStatus INI Name: LDAPCONFIGURATION_CONNECTIONSTATUS Profile name: Not Profiled

2.14.2 Tab: Search DN's

Frame: LDAP Configuration, Tab: Search DN's

Parameter Name	Type	Provisioning Type	Default Value	Description
Internal Index	Integer 0-5	Online	"0"	Search Dn Index. Mib name: acSysLdapServersSearchDNsInternalIndex INI Name: LDAPSERVERSSEARCHDNS_SEARCHDNINTERNALINDEX Profile name: Not Profiled
Base Path	String Up to 255 chars.	Online	""	base path (DN) Mib name: acSysLdapServersSearchDNsBasePath INI Name: LDAPSERVERSSEARCHDNS_BASE_PATH Profile name: Not Profiled
Row Status	Enum :	NA	"0"	ROWSTATUS field for line. Internal parameter. Mib name: acSysLdapServersSearchDNsRowStatus Profile name: Not Profiled

2.15 Frame: LDAP Provisioning

2.15.1 Tab: LDAP Settings

Frame: LDAP Provisioning, Tab: LDAP Settings

Parameter Name	Type	Provisioning Type	Default Value	Description
Server Mode	Enum: notApplicable(0), connectionBroken(1),connecting(2),connected(3)	Read-Only	"0"	LDAP server status. Mib name: acSysLDAPStatusServerMode Profile name: Not Profiled
LDAP Private Attr Name	String Up to 49 chars.	Instant	""	The name of the attribute which represents the user Private number in the Microsoft AD data base. Mib name: miscLDAPPrivateAttrName INI Name: MSLDAPPRIVATENUMATTRIBUTE Profile name: SIP LDAP Profile

Parameter Name	Type	Provisioning Type	Default Value	Description
LDAP Primary Key	String Up to 49 chars.	Instant	""	The name of the query primary key in the Microsoft AD data base. Mib name: miscLDAPPrimaryKey INI Name: MSLDAPPRIMARYKEY Profile name: SIP LDAP Profile
LDAP Secondary Key	String Up to 49 chars.	Instant	""	The name of the query secondary key in the Microsoft AD data base. Mib name: miscLDAPSecondaryKey INI Name: MSLDAPSECONDARYKEY Profile name: SIP LDAP Profile
LDAP Cache				
Cache Enable	Enum: Disable(0), Enable(1)	Offline	"0"	Enables/Disable using the cashe in LDAP. {@}0- disable (default){@}1 - enable Mib name: acSysLDAPCacheEnable INI Name: LDAPCACHEENABLE Profile name: SIP LDAP Profile
Cache Entry Timeout	Integer 0-2147483647	Online	"1200"	The time (in seconds) that an entry in the LDAP cache is valid. Mib name: acSysLDAPCacheEntryTimeout INI Name: LDAPCACHEENTRYTIMEOUT Profile name: SIP LDAP Profile
Cache Entry Removal Timeout	Integer 0-2147483647	Online	"0"	The time (in seconds) that an entry in the LDAP cache is removed from cache. Mib name: acSysLDAPCacheEntryRemovalTimeout INI Name: LDAPCACHEENTRYREMOVALTIMEOUT Profile name: SIP LDAP Profile
LDAP Attributes				

Parameter Name	Type	Provisioning Type	Default Value	Description
OCS Number LDAP Attribute Name	String Up to 48 chars.	Instant	""	The name of the attribute which represents the user OCS number in the Microsoft AD data base Mib name: miscLDAPocsNumberAttributeName INI Name: MSLDAPOCSNUMATTRIBUTENAME Profile name: SIP LDAP Profile
PBX Number LDAP Attribute Name	String Up to 48 chars.	Instant	""	The name of the attribute which represents the user PBX number in the Microsoft AD data base Mib name: miscLDAPpbxNumberAttributeName INI Name: MSLDAPPBXNUMATTRIBUTENAME Profile name: SIP LDAP Profile
Mobile Number LDAP Attribute Name	String Up to 48 chars.	Instant	""	The name of the attribute which represents the user Mobile number in the Microsoft AD data base Mib name: miscLDAPMobileNumberAttributeName INI Name: MSLDAPMOBILENUMATTRIBUTENAME Profile name: SIP LDAP Profile
LDAP Display Name Attr Name	String Up to 49 chars.	Instant	""	MS LDAP DISPLAY Name attribute name Mib name: miscLDAPDisplayNameAttrName INI Name: MSLDAPDISPLAYNAMEATTRIBUTENAME Profile name: Not Profiled

2.16 Frame: Manipulations Provisioning

2.16.1 Tab: General Setting

Frame: Manipulations Provisioning, Tab: General Setting

Parameter Name	Type	Provisioning Type	Default Value	Description
Remove Prefix	Enum: No(0), Yes(1)	Instant	"0"	Remove prefix defined in IP to Trunk Group table (IP to Tel calls) Mib name: manipulationRemovePrefix INI Name: REMOVEPREFIX Profile name: Not Profiled
Add Trunk Group ID As Prefix	Enum: No(0), Yes(1)	Instant	"0"	Add Trunk Group ID on which the call was received as the called number prefix Mib name: manipulationAddTrunkGroupAsPrefix INI Name: ADDTRUNKGROUP ASPREFIX Profile name: Not Profiled
Add Trunk Group As Prefix To Source	Enum: No(0), Yes(1)	Instant	"0"	Add Trunk Group ID on which the call was received as the calling number prefix Mib name: manipulationAddTrunkGroupAsPrefixToSource INI Name: ADDTRUNKGROUP ASPREFIXTOSOURCE Profile name: Not Profiled

Parameter Name	Type	Provisioning Type	Default Value	Description
Add Port ID As Prefix	Enum: No(0), Yes(1)	Instant	"0"	Add port number (Analog gateway) / Trunk ID (Digital gateway) as called number prefix Mib name: manipulationAddPortAsPrefix INI Name: ADDPORTASPREFIX Profile name: Not Profiled
Replace Empty Dst With Port Number	Enum: Disable(0), Enable(1)	Instant	"0"	Replace empty destination number (received from Tel side) with port number Mib name: manipulationReplaceEmptyDstWithPortNumber INI Name: REPLACEEMPTYDSTWITHPORTNUMBER Profile name: Not Profiled
Use Source Number As Display Name	Enum: Disable (0), Enable (1), Overwrite(2), Original(3)	Instant	"0"	if set to 1 Use source number as display name if empty. if set to 2 always use source number as display name .{@} if set to 3 use the source number before manipulation, if empty. Mib name: manipulationUseSourceNumberAsDisplayName INI Name: USESOURCENUMBERASDISPLAYNAME Profile name: Not Profiled

Parameter Name	Type	Provisioning Type	Default Value	Description
Add NPI And TON As Prefix To Called Number	Enum: Disable(0), Enable(1)	Instant	"0"	Add NPI and TON as prefix to called number Mib name: manipulationAddNPI andTON2CalledNumber INI Name: ADDNPIANDTON2CALLEDNUMBER Profile name: Not Profiled
Add NPI And TON As Prefix To Calling Number	Enum: Disable(0), Enable(1)	Instant	"0"	Add NPI and TON as prefix to calling number Mib name: manipulationAddNPI andTON2CallingNumber INI Name: ADDNPIANDTON2CALLINGNUMBER Profile name: Not Profiled
Use Display Name As Source Number	Enum: Disable(0), Enable(1)	Instant	"0"	when set to 1 then If display name exists, use it as source number. If not, set presentation as restricted Mib name: manipulationUseDisplayNameAsSourceNumber INI Name: USEDISPLAYNAMEASSOURCENUMBER Profile name: Not Profiled
Add Prefix To Redirect Number	String Up to 7 chars.	Instant	""	Prefix which added to redirect phone number Mib name: manipulationAddPrefixToRedirectNumber INI Name: PREFIX2REDIRECTNUMBER Profile name: Not Profiled

Parameter Name	Type	Provisioning Type	Default Value	Description
Add Phone Context As Prefix	Enum: No(0), Yes(1)	Instant	"0"	add the phone context to src/dest phone number as prefix Mib name: manipulationAddPhoneContextAsPrefix INI Name: ADDPHONECONTEXTASPREFIX Profile name: Not Profiled
Blind Transfer Add Prefix	Enum: Disable(0), Enable(1)	Instant	"0"	Add keying sequence for performing blind transfer as transfer number prefix Mib name: manipulationBlindTransferAddPrefix INI Name: KEYBLINDTRANSFERADDPREFIX Profile name: Not Profiled
Copy Dest to Redirect Number	Enum: Disable(0), AfterManipulation(1), BeforeManipulation(2)	Instant	"0"	0 - Redirect N not affected, 1- Called N after manipulation from TEL2IP call will also be used as Redirect N, 2 - the Called N before manipulation - as Redirect N Mib name: digitalGWextCopyDest2RedirectNumber INI Name: COPYDEST2REDIRECTNUMBER Profile name: Not Profiled

Parameter Name	Type	Provisioning Type	Default Value	Description
Source Manipulation Mode	Enum: fromAndPai(0), fromOnly(1)	Instant	"0"	Describes the headers containing source number after manipulation: (0) both FROM and P-Asserted contain src number after manipulations{@}(1) only FROM contains src number after manipulation Mib name: manipulationSourceMode INI Name: SOURCEMANIPULATIONMODE Profile name: Not Profiled
Set Tel To Ip Redirect Reason	Enum: notConfigured(-1), unknown(0), busy(1), noReply(2), networkBusy(3), deflection(4), dTEOutOfOrder(9), forwardingDTE(10), transfer(13), pickUp(14), systematicOrUnconditional(15)	Instant	"-1"	If redirect (diversion) data is received from the PSTN interface, the redirect reason is set to the value of this parameter, before transferring it to the IP. default value is -1 --> not change the received value.{@} Mib name: manipulationSetTel2IppRedirectReason INI Name: SETTEL2IPREDIRECTREASON Profile name: Not Profiled

Parameter Name	Type	Provisioning Type	Default Value	Description
Set Ip To Tel Redirect Reason	Enum: notConfigured(-1), unknown(0),busy(1),noReply(2),networkBusy(3),deflection(4),dTEOutOfOrder(9),forwardingDTE(10),transfer(13),pickUp(14),systematicOrUnconditional(15)	Instant	"-1"	If redirect (diversion) data is received from the IP side, the redirect reason is set to the value of this parameter, before transferring it to the PSTN interface. default value is -1 --> not change the received value.{@} Mib name: manipulationSetIp2TelRedirectReason INI Name: SETIP2TELREDIRECTREASON Profile name: Not Profiled
Set Ip To Tel Redirect Screening Indicator	Enum: notConfigured(-1), userProvided(0),userPassed(1),userFailed(2),networkProvided(3)	Instant	"-1"	Override screening indicator value of the redirect number in Setup messages to PSTN interface Mib name: manipulationSetIp2TelRedirectScreeningIndicator INI Name: SETIP2TELREDIRECTSCREENINGIND Profile name: Not Profiled
Tel To IP Source Number Mapping Dial Plan Mode	Enum: reserved(0), replaced(1)	Instant	"0"	Tel to IP Source Number Mapping Dial Plan Mode - reserved or replaced Mib name: miscTel2IPSourceNumberMappingDialPlanMode INI Name: TEL2IPSOURCENUMBERMAPPINGDIALPLANMODE Profile name: Not Profiled

Parameter Name	Type	Provisioning Type	Default Value	Description
Perform Additional IP2TEL Source Manipulation	Enum: Disable(0), Enable(1)	Instant	"0"	Perform Additional IP2TEL Source Manipulation Mib name: sipMiscPerformAdditionalIP2TELSOURCEManipulation INI Name: PERFORMADDITIONALIP2TELSOURCEMANIPULATION Profile name: Not Profiled
Perform Additional IP2TEL Destination Manipulation	Enum: Disable(0), Enable(1)	Instant	"0"	Perform Additional IP2TEL Destination Manipulation Mib name: sipMiscPerformAdditionalIP2TELDestinationManipulation INI Name: PERFORMADDITIONALIP2TELDESTINATIONMANIPULATION Profile name: Not Profiled
Tel to IP Default Redirect Reason	Enum: NotConfigured(-1), Busy(1),NoReply(2),Deflection(4), OutOfOrder(9),SystematicUnconditional(15)	Instant	"-1"	Tel2IP Default Redirect Reason when PSTN Redirect Reason is missing or unknown. default value is -1 - no change in the received value.{@} Mib name: manipulationTel2IPDefaultRedirectReason INI Name: TEL2IPDEFAULTREDIRECTREASON Profile name: Not Profiled

Parameter Name	Type	Provisioning Type	Default Value	Description
Add NPI and TON to Redirect Number	Enum: No(0), Yes(1)	Instant	"0"	Add NPI and TON as prefix to redirect number Mib name: manipulationAddNPI andTON2RedirectNumber INI Name: ADDNPIANDTON2REDIRECTNUMBER Profile name: Not Profiled

2.16.2 Tab: Destination IP to Tel

Frame: Manipulations Provisioning, Tab: Destination IP to Tel

Parameter Name	Type	Provisioning Type	Default Value	Description
Index	Integer 0-99	NA	"0"	Destination number, starting at 0. Mib name: dstIP2TELIndex INI Name: NUMBERMAIP2TEL_INDEX Profile name: Not Profiled
Status	Enum: Active(1), NotInService(2),NotReady(3), CreateAndGo(4),CreateAndWait(5),Destroy(6)	NA	"3"	Row-Status Textual Conventions as defined in RFC 2579: Textual Conventions for SMIv2 Mib name: dstIP2TELRowStatus Profile name: Not Profiled
Destination Prefix	String Up to 100 chars.	Instant	""	Mib name: dstIP2TELPrefix INI Name: NUMBERMAIP2TEL_DESTINATIONPREFIX Profile name: Not Profiled
Source Prefix	String Up to 100 chars.	Instant	""	Source Prefix Mib name: dstIP2TELSourcePrefix INI Name: NUMBERMAIP2TEL_SOURCEPREFIX Profile name: Not Profiled

Parameter Name	Type	Provisioning Type	Default Value	Description
Source IP Address	String Up to 16 chars.	Instant	""	Source IP Mib name: dstIP2TELSourceIP INI Name: NUMBERMAIP2TEL_SO URCEADDRESS Profile name: Not Profiled
Stripped Digits From Left	Integer 0-211	Instant	"0"	Num of stripped digits, Remove from left. Mib name: dstIP2TELNumOfStrippedD igits INI Name: NUMBERMAIP2TEL_RE MOVEFROMLEFT Profile name: Not Profiled
Stripped Digits From Right	Integer 0-211	Instant	"0"	Num Of digits To Remove from Right. Mib name: dstIP2TELNumOfDigitsToR emFromRight INI Name: NUMBERMAIP2TEL_RE MOVEFROMRIGHT Profile name: Not Profiled
Prefix To Add	String Up to 49 chars.	Instant	""	Prefix to Add Mib name: dstIP2TELPrefixToAdd INI Name: NUMBERMAIP2TEL_PR EFIX2ADD Profile name: Not Profiled
Suffix To Add	String Up to 49 chars.	Instant	""	Suffix To Add Mib name: dstIP2TELSuffix2Add INI Name: NUMBERMAIP2TEL_SUF FIX2ADD Profile name: Not Profiled
Number Of Digits To Leave	Integer 0-255	Instant	"0"	Number of digits to leave Mib name: dstIP2TELNumOfDigitsToL eave INI Name: NUMBERMAIP2TEL_LEA VEFROMRIGHT Profile name: Not Profiled

Parameter Name	Type	Provisioning Type	Default Value	Description
Number Plan	Enum: Unknown(0), E164Public(1),Private(9),Not Configured(255)	Instant	"0"	Number Plan Mib name: dstIP2TELENumberPlan INI Name: NUMBERMAIP2TEL_NUM BERPLAN Profile name: Not Profiled
Number Type	Enum: Unknown(0), International- Level2Regional(1),National- Level1Regional(2),NetworkSp ecific- NetworkPISN(3),Subscriber- Level0Regional(4),Abbreviate d(6),NotConfigured(255)	Instant	"0"	Number Type Mib name: dstIP2TELENumberType INI Name: NUMBERMAIP2TEL_NUM BERTYPE Profile name: Not Profiled
Is Presentation Restricted	Integer 0-255	Instant	"255"	Is Presentation Restricted Mib name: dstIP2TELEIsPresentationRe stricted INI Name: NUMBERMAIP2TEL_ISP RESENTATIONRESTRICT ED Profile name: Not Profiled
Source Host	String Up to 50 chars.	Instant	""	Source Host Prefix Mib name: dstIP2TELESrcHost INI Name: NUMBERMAIP2TEL_SR CHOST Profile name: Not Profiled
Destination Host	String Up to 50 chars.	Instant	""	Destination Host Prefix Mib name: dstIP2TELEDstHost INI Name: NUMBERMAIP2TEL_DE STHOST Profile name: Not Profiled

2.16.3 Tab: Destination Tel to IP

Frame: Manipulations Provisioning, Tab: Destination Tel to IP

Parameter Name	Type	Provisioning Type	Default Value	Description
Index	Integer 0-119	NA	"0"	Destination number, starting at 0. Mib name: dstTEL2IPIndex INI Name: NUMBERMAPTEL2IP_INDEX Profile name: Not Profiled
Status	Enum: Active(1), NotInService(2),NotReady(3),CreateAndGo(4),CreateAndWait(5), Destroy(6)	NA	"3"	Row-Status Textual Conventions as defined in RFC 2579: Textual Conventions for SMLv2 Mib name: dstTEL2IPRowStatus Profile name: Not Profiled
Source Trunk Group ID	Integer -1-99	Instant	"-1"	GwApp Tel-to-IP Destination Phone Number Manipulation Rules Table Mib name: dstTEL2IPSourceTrunkGroupID INI Name: NUMBERMAPTEL2IP_SRCTRUNKGROUPID Profile name: Not Profiled
Destination Prefix	String Up to 100 chars.	Instant	""	Mib name: dstTEL2IPPrefix INI Name: NUMBERMAPTEL2IP_DESTINATIONPREFIX Profile name: Not Profiled
Source Prefix	String Up to 100 chars.	Instant	""	Mib name: dstTEL2IPSourcePrefix INI Name: NUMBERMAPTEL2IP_SOURCEPREFIX Profile name: Not Profiled
Stripped Digits From Left	Integer 0-211	Instant	"0"	Num of stripped digits Mib name: dstTEL2IPNumOfStrippedDigits INI Name: NUMBERMAPTEL2IP_REMOVEFROMLEFT Profile name: Not Profiled

Parameter Name	Type	Provisioning Type	Default Value	Description
Stripped Digits From Right	Integer 0-211	Instant	"0"	Num Of digits To Remove from Right. Mib name: dstTEL2IPNumOfDigitsToRemFromRight INI Name: NUMBERMAPTEL2IP_REMOVFROMRIGHT Profile name: Not Profiled
Prefix To Add	String Up to 49 chars.	Instant	""	Prefix to Add Mib name: dstTEL2IPPrefixToAdd INI Name: NUMBERMAPTEL2IP_PREFIX2ADD Profile name: Not Profiled
Suffix To Add	String Up to 49 chars.	Instant	""	Suffix To Add Mib name: dstTEL2IPSuffix2Add INI Name: NUMBERMAPTEL2IP_SUFFIX2ADD Profile name: Not Profiled
Number Of Digits To Leave	Integer 0-255	Instant	"0"	Number of digits to leave Mib name: dstTEL2IPNumOfDigitsToLeave INI Name: NUMBERMAPTEL2IP_LEAVEFROMRIGHT Profile name: Not Profiled
Source IP Address	String Up to 15 chars.	Instant	"*"	Source Address Mib name: dstTEL2IPSourceIPAddress INI Name: NUMBERMAPTEL2IP_SOURCEADDRESS Profile name: Not Profiled
Source IP Group ID	Integer -1-31	Instant	"-1"	GwApp Tel-to-IP Destination Phone Number Manipulation Rules Table Mib name: dstTEL2IPSourceIPGroupID INI Name: NUMBERMAPTEL2IP_SRCI PGROUPID Profile name: Not Profiled

Parameter Name	Type	Provisioning Type	Default Value	Description
Is Presentation Restricted	Integer 0-255	Instant	"255"	Is Presentation Restricted Mib name: dstTEL2IPIsPresentationRestricted INI Name: NUMBERMAPTEL2IP_ISPRESENTATIONRESTRICTED Profile name: Not Profiled
Dst Ip Group Id	Integer -1-31	Instant	"-1"	Dst Ip Group Id. Mib name: dstTEL2IPDstIpGrpId INI Name: NUMBERMAPTEL2IP_DESTIPGROUPID Profile name: Not Profiled

2.16.4 Tab: Source IP to Tel

Frame: Manipulations Provisioning, Tab: Source IP to Tel

Parameter Name	Type	Provisioning Type	Default Value	Description
Index	Integer 0-19	NA	"0"	Source number, starting at 0. Mib name: srcIP2TELIndex INI Name: SOURCENUMBERMAPIP2TEL_INDEX Profile name: Not Profiled
Manipulation Name	String Up to 20 chars.	Instant	""	Manipulation Name Mib name: srcIP2TELManipulationName INI Name: SOURCENUMBERMAPIP2TEL_MANIPULATIONNAME Profile name: Not Profiled
Status	Enum: Active(1), NotInService(2),NotReady(3), CreateAndGo(4),CreateAndWait(5),Destroy(6)	NA	"3"	Row-Status Textual Conventions as defined in RFC 2579: Textual Conventions for SMIv2 Mib name: srcIP2TELRowStatus Profile name: Not Profiled
Destination Prefix	String Up to 100 chars.	Instant	""	Mib name: srcIP2TELDestPrefix INI Name: SOURCENUMBERMAPIP2TEL_DESTINATIONPREFIX Profile name: Not Profiled

Parameter Name	Type	Provisioning Type	Default Value	Description
Source Prefix	String Up to 100 chars.	Instant	""	Mib name: srcIP2TELPrefix INI Name: SOURCENUMBERMAPIP2TEL_SOURCEPREFIX Profile name: Not Profiled
Source IP Address	String Up to 15 chars.	Instant	""	Source Address Mib name: srcIP2TELSourceIPAddress INI Name: SOURCENUMBERMAPIP2TEL_SOURCEADDRESS Profile name: Not Profiled
Stripped Digits From Left	Integer 0-211	Instant	"0"	Num of stripped digits Mib name: srcIP2TELNumOfStrippedDigits INI Name: SOURCENUMBERMAPIP2TEL_REMOVEFROMLEFT Profile name: Not Profiled
Stripped Digits From Right	Integer 0-211	Instant	"0"	Num Of digits To Remove from Right. Mib name: srcIP2TELNumOfDigitsToRemFromRight INI Name: SOURCENUMBERMAPIP2TEL_REMOVEFROMRIGHT Profile name: Not Profiled
Prefix To Add	String Up to 49 chars.	Instant	""	Prefix to Add Mib name: srcIP2TELPrefixToAdd INI Name: SOURCENUMBERMAPIP2TEL_PREFIX2ADD Profile name: Not Profiled
Suffix To Add	String Up to 49 chars.	Instant	""	Suffix To Add Mib name: srcIP2TELSuffix2Add INI Name: SOURCENUMBERMAPIP2TEL_SUFFIX2ADD Profile name: Not Profiled
Number Of Digits To Leave	Integer 0-255	Instant	"0"	Number of digits to leave Mib name: srcIP2TELNumOfDigitsToLeave INI Name: SOURCENUMBERMAPIP2TEL_LEAVEFROMRIGHT Profile name: Not Profiled

Parameter Name	Type	Provisioning Type	Default Value	Description
Number Plan	Enum: Unknown(0), E164Public(1),Private(9),Not Configured(255)	Instant	"0"	Number Plan Mib name: srcIP2TELNumberPlan INI Name: SOURCENUMBERMAIP2TEL _NUMBERPLAN Profile name: Not Profiled
Number Type	Enum: Unknown(0), International- Level2Regional(1),National- Level1Regional(2),NetworkSp ecific- NetworkPISN(3),Subscriber- Level0Regional(4),Abbreviate d(6),NotConfigured(255)	Instant	"0"	Number Type Mib name: srcIP2TELNumberType INI Name: SOURCENUMBERMAIP2TEL _NUMBERTYPE Profile name: Not Profiled
Presentation	Enum: NotBlocked(0), Blocked(1),NotConfigured(25 5)	Instant	"255"	Presentation Mib name: srcIP2TELPresentation INI Name: SOURCENUMBERMAIP2TEL _ISPRESENTATIONRESTRICT ED Profile name: Not Profiled
Source Host	String Up to 50 chars.	Instant	""	Source Host Prefix Mib name: srcIP2TELSrcHost INI Name: SOURCENUMBERMAIP2TEL _SRCHOST Profile name: Not Profiled
Destination Host	String Up to 50 chars.	Instant	""	Destination Host Prefix Mib name: srcIP2TELDstHost INI Name: SOURCENUMBERMAIP2TEL _DESTHOST Profile name: Not Profiled

2.16.5 Tab: Source Tel to IP

Frame: Manipulations Provisioning, Tab: Source Tel to IP

Parameter Name	Type	Provisioning Type	Default Value	Description
Index	Integer 0-119	NA	"0"	Source number, starting at 0. Mib name: srcTEL2IPIndex INI Name: SOURCENUMBERMAPTEL2IP_INDEX Profile name: Not Profiled
Manipulation Name	String Up to 20 chars.	Instant	""	Manipulation Name Mib name: srcTEL2IPManipulationName INI Name: SOURCENUMBERMAPTEL2IP_MANIPULATIONNAME Profile name: Not Profiled
Status	Enum: Active(1), NotInService(2),NotReady(3), CreateAndGo(4),CreateAndWait(5), Destroy(6)	NA	"3"	Row-Status Textual Conventions as defined in RFC 2579: Textual Conventions for SMIv2 Mib name: srcTEL2IPRowStatus Profile name: Not Profiled
Source Trunk Group ID	Integer -1-99	Instant	"-1"	GwApp IP-toTel Destination Phone Number Manipulation Rules Table Mib name: srcTEL2IPSourceTrunkGroupID INI Name: NUMBERMAPIP2TEL_SRCTRUNKGROUPID Profile name: Not Profiled
Source IP Group ID	Integer -1-31	Instant	"-1"	GwApp IP-toTel Destination Phone Number Manipulation Rules Table Mib name: srcTEL2IPSourceIPGroupID INI Name: NUMBERMAPIP2TEL_SRCIPGROUPID Profile name: Not Profiled
Destination Prefix	String Up to 100 chars.	Instant	""	Mib name: srcTEL2IPDestPrefix INI Name: SOURCENUMBERMAPTEL2IP_DESTINATIONPREFIX Profile name: Not Profiled

Parameter Name	Type	Provisioning Type	Default Value	Description
Source Prefix	String Up to 100 chars.	Instant	""	Mib name: srcTEL2IPPrefix INI Name: SOURCENUMBERMAPTEL2IP_ SOURCEPREFIX Profile name: Not Profiled
Stripped Digits From Left	Integer 0-211	Instant	"0"	Num of stripped digits, Remove from left. Mib name: srcTEL2IPNumOfStrippedDigits INI Name: SOURCENUMBERMAPTEL2IP_ REMOVEFROMLEFT Profile name: Not Profiled
Stripped Digits From Right	Integer 0-211	Instant	"0"	Num Of digits To Remove from Right. Mib name: srcTEL2IPNumOfDigitsToRemFromRight INI Name: SOURCENUMBERMAPTEL2IP_ REMOVEFROMRIGHT Profile name: Not Profiled
Prefix To Add	String Up to 49 chars.	Instant	""	Prefix to Add Mib name: srcTEL2IPPrefixToAdd INI Name: SOURCENUMBERMAPTEL2IP_ PREFIX2ADD Profile name: Not Profiled
Suffix To Add	String Up to 49 chars.	Instant	""	Suffix To Add Mib name: srcTEL2IPSuffix2Add INI Name: SOURCENUMBERMAPTEL2IP_ SUFFIX2ADD Profile name: Not Profiled
Number Of Digits To Leave	Integer 0-255	Instant	"0"	Number of digits to leave Mib name: srcTEL2IPNumOfDigitsToLeave INI Name: SOURCENUMBERMAPTEL2IP_ LEAVEFROMRIGHT Profile name: Not Profiled
Presentation	Enum: NotBlocked(0), Blocked(1),NotConfigured(255)	Instant	"255"	Presentation Mib name: srcTEL2IPPresentation INI Name: SOURCENUMBERMAPTEL2IP_ SPRESENTATIONRESTRICTED Profile name: Not Profiled

Parameter Name	Type	Provisioning Type	Default Value	Description
Is Presentation Restricted	String Up to 15 chars.	Instant	""	Source Address Mib name: srcTEL2IPSourceIPAddress INI Name: SOURCENUMBERMAPTEL2IP_ SOURCEADDRESS Profile name: Not Profiled
Source Host	String Up to 50 chars.	Instant	""	Source Host Prefix Mib name: srcTEL2IPSrcHost INI Name: SOURCENUMBERMAPTEL2IP_ SRCHOST Profile name: Not Profiled

2.16.6 Tab: Redirect Number Map IP to Tel

Frame: Manipulations Provisioning, Tab: Redirect Number Map Ip to Tel

Parameter Name	Type	Provisioning Type	Default Value	Description
Index	Integer 0-19	NA	"0"	Entry number, starting at 0. Mib name: redirectNumberMapIp2TelIndex INI Name: REDIRECTNUMBERMAPIP2TEL_INDEX Profile name: Not Profiled
Manipulation Name	String Up to 20 chars.	Instant	""	Manipulation Name Mib name: redirectNumberMapIp2TelManipulationName INI Name: REDIRECTNUMBERMAPIP2TEL_MANIPULATIONNAME Profile name: Not Profiled
Status	Enum: Active(1), NotInService(2),NotReady(3),CreateAndGo(4),CreateAndWait(5),Destroy(6)	Instant	"3"	Row-Status Textual Conventions as defined in RFC 2579: Textual Conventions for SMIV2 Mib name: redirectNumberMapIp2TelRowStatus Profile name: Not Profiled

Parameter Name	Type	Provisioning Type	Default Value	Description
Destination Prefix	String Up to 100 chars.	Instant	""	Mib name: redirectNumberMapIp2TelDestinationPrefix INI Name: REDIRECTNUMBERMAPIP2TEL_DESTINATIONPREFIX Profile name: Not Profiled
Redirect Prefix	String Up to 100 chars.	Instant	""	Mib name: redirectNumberMapIp2TelRedirectPrefix INI Name: REDIRECTNUMBERMAPIP2TEL_REDIRECTPREFIX Profile name: Not Profiled
Source Address	String Up to 70 chars.	Instant	""	Mib name: redirectNumberMapIp2TelSourceAddress INI Name: REDIRECTNUMBERMAPIP2TEL_SOURCEADDRESS Profile name: Not Profiled
Number Type	Enum: NotConfigured(255), Unknown(0),International(1),National(2),NetworkSpecific(3),Subscriber(4),Abbreviated(6)	Instant	"0"	Mib name: redirectNumberMapIp2TelNumberType INI Name: REDIRECTNUMBERMAPIP2TEL_NUMBERTYPE Profile name: Not Profiled
Number Plan	Enum: NotConfigured(255), Unknown(0),E164Public(1),Private(9)	Instant	"0"	Mib name: redirectNumberMapIp2TelNumberPlan INI Name: REDIRECTNUMBERMAPIP2TEL_NUMBERPLAN Profile name: Not Profiled
Remove From Left	Integer 0-211	Instant	"0"	Mib name: redirectNumberMapIp2TelRemoveFromLeft INI Name: REDIRECTNUMBERMAPIP2TEL_REMOVEFROMLEFT Profile name: Not Profiled

Parameter Name	Type	Provisioning Type	Default Value	Description
Remove From Right	Integer 0-211	Instant	"0"	Mib name: redirectNumberMapIp2TelRemoveFromRight INI Name: REDIRECTNUMBERMAIP2TEL_REMOVEFROMRIGHT Profile name: Not Profiled
Leave From Right	Integer 0-2147483647	Instant	"0"	Mib name: redirectNumberMapIp2TelLeaveFromRight INI Name: REDIRECTNUMBERMAIP2TEL_LEAVEFROMRIGHT Profile name: Not Profiled
Prefix To Add	String Up to 49 chars.	Instant	""	Mib name: redirectNumberMapIp2TelPrefixToAdd INI Name: REDIRECTNUMBERMAIP2TEL_PREFIX2ADD Profile name: Not Profiled
Suffix To Add	String Up to 49 chars.	Instant	""	Mib name: redirectNumberMapIp2TelSuffixToAdd INI Name: REDIRECTNUMBERMAIP2TEL_SUFFIX2ADD Profile name: Not Profiled
Is Presentation Restricted	Enum: NotConfigured(255), Allowed(0),Restricted(1)	Instant	"0"	Mib name: redirectNumberMapIp2TelIsPresentationRestricted INI Name: REDIRECTNUMBERMAIP2TEL_ISPRESENTATIONRESTRICTED Profile name: Not Profiled
Source Trunk Group ID	Integer -1-99	Instant	"-1"	Mib name: redirectNumberMapIp2TelSrcTrunkGroupID INI Name: REDIRECTNUMBERMAIP2TEL_SRCTRUNKGROUPID Profile name: Not Profiled

Parameter Name	Type	Provisioning Type	Default Value	Description
Source IP Group ID	Integer -1-31	Instant	"-1"	Mib name: redirectNumberMapIp2TelSrcI PGroupID INI Name: REDIRECTNUMBERMAPIP2T EL_SRCIPGROUPID Profile name: Not Profiled
Source Host	String Up to 50 chars.	Instant	""	Source Host Prefix Mib name: redirectNumberMapIp2TelSrcH ost INI Name: REDIRECTNUMBERMAPIP2T EL_SRCHOST Profile name: Not Profiled
Destination Host	String Up to 50 chars.	Instant	""	Destination Host Prefix Mib name: redirectNumberMapIp2TelDstH ost INI Name: REDIRECTNUMBERMAPIP2T EL_DESTHOST Profile name: Not Profiled

2.16.7 Tab: Redirect Number Map Tel to IP

Frame: Manipulations Provisioning, Tab: Redirect Number Map Tel to Ip

Parameter Name	Type	Provisioning Type	Default Value	Description
Index	Integer 0-19	NA	"0"	Entry number, starting at 0. Mib name: redirectNumberMapTel2IpIndex INI Name: REDIRECTNUMBERMAPTEL2IP _INDEX Profile name: Not Profiled
Manipulation Name	String Up to 20 chars.	Instant	""	Manipulation Name Mib name: redirectNumberMapTel2IpManipul ationName INI Name: REDIRECTNUMBERMAPTEL2IP _MANIPULATIONNAME Profile name: Not Profiled

Parameter Name	Type	Provisioning Type	Default Value	Description
Status	Enum: Active(1), NotInService(2),NotReady (3),CreateAndGo(4),Creat eAndWait(5),Destroy(6)	Instant	"3"	Row-Status Textual Conventions as defined in RFC 2579: Textual Conventions for SMIv2 Mib name: redirectNumberMapTel2IpRowSta tus Profile name: Not Profiled
Destination Prefix	String Up to 100 chars.	Instant	""	Mib name: redirectNumberMapTel2IpDestina tionPrefix INI Name: REDIRECTNUMBERMAPTEL2IP _DESTINATIONPREFIX Profile name: Not Profiled
Redirect Prefix	String Up to 100 chars.	Instant	""	Mib name: redirectNumberMapTel2IpRedirec tPrefix INI Name: REDIRECTNUMBERMAPTEL2IP _REDIRECTPREFIX Profile name: Not Profiled
Source Address	String Up to 70 chars.	Instant	""	Mib name: redirectNumberMapTel2IpSource Address INI Name: REDIRECTNUMBERMAPTEL2IP _SOURCEADDRESS Profile name: Not Profiled
Number Type	Integer 0-2147483647	Instant	"0"	Mib name: redirectNumberMapTel2IpNumber Type INI Name: REDIRECTNUMBERMAPTEL2IP _NUMBERTYPE Profile name: Not Profiled
Number Plan	Integer 0-2147483647	Instant	"0"	Mib name: redirectNumberMapTel2IpNumber Plan INI Name: REDIRECTNUMBERMAPTEL2IP _NUMBERPLAN Profile name: Not Profiled

Parameter Name	Type	Provisioning Type	Default Value	Description
Remove From Left	Integer 0-211	Instant	"0"	Mib name: redirectNumberMapTel2IpRemoveFromLeft INI Name: REDIRECTNUMBERMAPTEL2IP_REMOVEFROMLEFT Profile name: Not Profiled
Remove From Right	Integer 0-211	Instant	"0"	Mib name: redirectNumberMapTel2IpRemoveFromRight INI Name: REDIRECTNUMBERMAPTEL2IP_REMOVEFROMRIGHT Profile name: Not Profiled
Leave From Right	Integer 0-2147483647	Instant	"0"	Mib name: redirectNumberMapTel2IpLeaveFromRight INI Name: REDIRECTNUMBERMAPTEL2IP_LEAVEFROMRIGHT Profile name: Not Profiled
Prefix To Add	String Up to 49 chars.	Instant	""	Mib name: redirectNumberMapTel2IpPrefixToAdd INI Name: REDIRECTNUMBERMAPTEL2IP_PREFIX2ADD Profile name: Not Profiled
Suffix To Add	String Up to 49 chars.	Instant	""	Mib name: redirectNumberMapTel2IpSuffixToAdd INI Name: REDIRECTNUMBERMAPTEL2IP_SUFFIX2ADD Profile name: Not Profiled
Is Presentation Restricted	Enum: NotConfigured(255), Allowed(0),Restricted(1)	Instant	"0"	Mib name: redirectNumberMapTel2IpIsPresentationRestricted INI Name: REDIRECTNUMBERMAPTEL2IP_ISPRESENTATIONRESTRICTED Profile name: Not Profiled

Parameter Name	Type	Provisioning Type	Default Value	Description
Source Trunk Group ID	Integer -1-99	Instant	"-1"	Mib name: redirectNumberMapTel2IpSrcTrunkGroupID INI Name: REDIRECTNUMBERMAPTEL2IP_SRCTRUNKGROUPID Profile name: Not Profiled
Source IP Group ID	Integer -1-31	Instant	"-1"	Mib name: redirectNumberMapTel2IpSrcIPGroupID INI Name: REDIRECTNUMBERMAPTEL2IP_SRCIPGROUPID Profile name: Not Profiled
Source Host	String Up to 50 chars.	Instant	""	Source Host Prefix Mib name: redirectNumberMapTel2IpSrcHost INI Name: REDIRECTNUMBERMAPTEL2IP_SRCHOST Profile name: Not Profiled
Destination Host	String Up to 50 chars.	Instant	""	Destination Host Prefix Mib name: redirectNumberMapTel2IpDstHost INI Name: REDIRECTNUMBERMAPTEL2IP_DESTHOST Profile name: Not Profiled

2.16.8 Tab: Phone Context

Frame: Manipulations Provisioning, Tab: Phone Context

Parameter Name	Type	Provisioning Type	Default Value	Description
Index	Integer 0-19	NA	"0"	Entry number, starting at 0. Mib name: phoneContextIndex INI Name: PHONECONTEXT_INDEX Profile name: Not Profiled
Status	Enum: Active(1), NotInService(2),NotReady(3),CreateAndGo(4),CreateAndWait(5),Destroy(6)	Instant	"3"	Row-Status Textual Conventions as defined in RFC 2579: Textual Conventions for SMIv2 Mib name: phoneContextRowStatus Profile name: Not Profiled
NPI	Enum: NotConfigured(255), Unknown(0),E164Public(1),Data(3),Telex(4),National(8),Private(9),ReservedExtension(15)	Instant	"255"	Number Plan Mib name: phoneContextNPI INI Name: PHONECONTEXT_NPI Profile name: Not Profiled
TON	Enum: NotConfigured(255), Unknown(0),International-Level2Regional(1),National-Level1Regional(2),NetworkSpecific-NetworkPISN(3),Subscriber-Level0Regional(4),Abbreviated(6),ReservedExtension(7)	Instant	"255"	Number Type Mib name: phoneContextTON INI Name: PHONECONTEXT_TON Profile name: Not Profiled

Parameter Name	Type	Provisioning Type	Default Value	Description
Phone Context	String Up to 99 chars.	Instant	""	Phone-Context Mib name: phoneContextPhoneContext INI Name: PHONECONTEXT_TEXT_EXT Profile name: Not Profiled

2.16.9 Tab: SIP to ISDN Cause Mapping

Frame: Manipulations Provisioning, Tab: SIP to ISDN Cause Mapping

Parameter Name	Type	Provisioning Type	Default Value	Description
Index	Integer 0-11	NA	"0"	Mib name: causeMapSIP2ISDNIndex INI Name: CAUSEMAPSIP2ISDN_IN DEX Profile name: Not Profiled
Status	Enum: Active(1), NotInService(2),NotReady(3),Create AndGo(4),CreateAndWait(5),Destro y(6)	Instant	"3"	Row-Status Textual Conventions as defined in RFC 2579: Textual Conventions for SMIv2 Mib name: causeMapSIP2ISDNRow Status Profile name: Not Profiled
SIP Response	Integer -1-700	Instant	"-1"	Mib name: causeMapSIP2ISDNSIPR esponse INI Name: CAUSEMAPSIP2ISDN_SI PRESPONSE Profile name: Not Profiled
Q850 Cause	Integer -1-805	Instant	"-1"	Mib name: causeMapSIP2ISDNQ850 Cause INI Name: CAUSEMAPSIP2ISDN_IS DNRELEASECAUSE Profile name: Not Profiled

2.16.10 Tab: ISDN to SIP Cause Mapping

Frame: Manipulations Provisioning, Tab: ISDN to SIP Cause Mapping

Parameter Name	Type	Provisioning Type	Default Value	Description
Index	Integer 0-11	NA	"0"	Mib name: causeMapISDN2SIPIndex INI Name: CAUSEMAPISDN2SIP_INDEX Profile name: Not Profiled
Status	Enum: Active(1), NotInService(2),NotReady(3),CreateAndGo(4),CreateAndWait(5),Destroy(6)	Instant	"3"	Row-Status Textual Conventions as defined in RFC 2579: Textual Conventions for SMIv2 Mib name: causeMapISDN2SIPRowStatus Profile name: Not Profiled
Q850 Cause	Integer -1-805	Instant	"-1"	Mib name: causeMapISDN2SIPQ850Cause INI Name: CAUSEMAPISDN2SIP_ISDNRELEASECAUSE Profile name: Not Profiled
SIP Response	Integer -1-700	Instant	"-1"	Mib name: causeMapISDN2SIPSIPResponse INI Name: CAUSEMAPISDN2SIP_SIPRESPONSE Profile name: Not Profiled

2.17 Frame: Media Enhancement Profile

2.17.1 Tab: General Settings

Frame: Media Enhancement Profile, Tab: General Settings

Parameter Name	Type	Provisioning Type	Default Value	Description
Profile Name	String Up to 39 chars.	Online	""	Media enhancement profile - defines the BW and QoE profile for IP Groups. Mib name: acCPQOEMediaEnhancementProfileProfileName INI Name: MEDIAENHANCEMENTPROFILE_PROFILENAME Profile name: Not Profiled

2.18 Frame: Media Enhancement Rules

2.18.1 Tab: General Settings

Frame: Media Enhancement Rules, Tab: General Settings

Parameter Name	Type	Provisioning Type	Default Value	Description
Trigger	Enum: Mos(0), Delay(1),PacketLoss(2), Jitter(3),bw(4)	Online	"0"	Trigger values:;0 - MOS;1 - Delay;2 - PacketLoss;3 - Jitter;4 - BW Mib name: acCPQOEMediaEnhancementRules Trigger INI Name: MEDIAENHANCEMENTRULES_TRIGGER Profile name: Not Profiled
Color	Enum: red(0), yellow(1)	Online	"0"	Color values:;0 - red;1 - yellow Mib name: acCPQOEMediaEnhancementRules Color INI Name: MEDIAENHANCEMENTRULES_COLOR Profile name: Not Profiled
Action Rule	Enum: acceptCalls(0), rejectCalls(1),alternativ eIPProfile(2)	Online	"0"	Action values:;0 - Accept calls (override);1 - Rejet calls;2 - alternative IP profile Mib name: acCPQOEMediaEnhancementRules ActionRule INI Name: MEDIAENHANCEMENTRULES_ACTIONRULE Profile name: Not Profiled

Parameter Name	Type	Provisioning Type	Default Value	Description
Action Value	Integer -2147483647- 2147483647	Online	"-1"	The value required because of the action's selection Mib name: acCPQOEMediaEnhancementRules ActionValue INI Name: MEDIAENHANCEMENTRULES_ACTIONVALUE Profile name: Not Profiled

2.19 Frame: Media Provisioning

2.19.1 Tab: General Settings

Frame: Media Provisioning, Tab: General Settings

Parameter Name	Type	Provisioning Type	Default Value	Description
Index	Integer 0-1	NA	"0"	Entry number in the table. Mib name: acMediaDspIndex INI Name: DSPTEMPLATES_INDEX Profile name: Not Profiled
Media Aggregation				
Row Status	Enum:	NA	"0"	ROWSTATUS field for line. Internal parameter. Mib name: acMediaDspRowStatus Profile name: VoP Media DSP Table Profile
Remote Base UDP Port	Integer 0-65535	Offline	"0"	Remote Base UDP Port For Aggrigation Mib name: acMediaAggregationRemoteBaseUDPPort INI Name: REMOTEBASEUDPPORT Profile name: VoP Media Profile
Template Number	Integer 0-16	Offline	"0"	DSP template number. Mib name: acMediaDspTemplateName INI Name: DSPTEMPLATES_DSPTEMPLATENUMBER Profile name: VoP Media DSP Table Profile
DSP				
Resources Percentage	Integer 0-100	Offline	"0"	Percentage use for the specified template. Mib name: acMediaDspResourcesPercentage INI Name: DSPTEMPLATES_DSPRESOURCESPERCENTAGE Profile name: VoP Media DSP Table Profile

Parameter Name	Type	Provisioning Type	Default Value	Description
Version Template Number	Integer 0-255	Offline	"0"	Selects the DSP load number. Each load has a different coder list, a different channel capacity and different features supported. {@}Range = 0 to 255 Mib name: acMediaDSPConfigVersionTemplateName INI Name: DSPVERSIONTEMPLATENUMBER Profile name: VoP Media Profile
Media Realm				
Default Realm Name	String Up to 39 chars.	Offline	""	By default, the default CP media realm is the first realm appearing in the CP media realm table. The parameter enables the user to set any of the realms appearing in the table as the default realm. Mib name: acCPMediaDefaultRealmName INI Name: CPDEFAULTMEDIAREALMNAME Profile name: VoP Media Profile

2.19.2 Tab: Robust Setting

Frame: Media Provisioning, Tab: Robust Setting

Parameter Name	Type	Provisioning Type	Default Value	Description
New RTP Stream Packets	Integer 0-100	Online	"3"	Minimal number of continuous RTP packets, allowing latching an incoming RTP stream. Mib name: acRobustSettingsNewRtpStreamPackets INI Name: NEWRTPSTREAMPACKETS Profile name: Not Profiled
New RTCP Stream Packets	Integer 0-100	Online	"3"	Minimal number of continuous RTCP packets, allowing latching an incoming RTCP stream. Mib name: acRobustSettingsNewRtcpStreamPackets INI Name: NEWRTCPSTREAMPACKETS Profile name: Not Profiled
New SRTP Stream Packets	Integer 0-100	Online	"3"	Minimal number of continuous RTP packets, allowing latching an incoming RTP stream. Mib name: acRobustSettingsNewSRTPStreamPackets INI Name: NEWSRTPSTREAMPACKETS Profile name: Not Profiled
G New SRTCP Stream Packets	Integer 0-100	Online	"3"	Minimal number of continuous RTCP packets, allowing latching an incoming RTCP stream. Mib name: acRobustSettingsGNewSRtcpStreamPackets INI Name: NEWSRTPCPSTREAMPACKETS Profile name: Not Profiled

Parameter Name	Type	Provisioning Type	Default Value	Description
Timeout To Relatch RTP	Integer 0-2147483648	Online	"200"	If a channel latched on an incoming RTP stream, it cannot relatch on another one until no packets of the old stream arrive during the timeout (msec). Mib name: acRobustSettingsTimeoutToRelatchRTPMsec INI Name: TIMEOUTTORELATCHRTPMSEC Profile name: Not Profiled
Timeout To Relatch SRTP	Integer 0-2147483648	Online	"200"	If a channel latched on an incoming SRTP stream, it cannot relatch on another one until no packets of the old stream arrive during the timeout (msec). Mib name: acRobustSettingsTimeoutToRelatchSRTPMsec INI Name: TIMEOUTTORELATCHSRTPMSEC Profile name: Not Profiled
Timeout To Relatch Silence	Integer 0-2147483648	Online	"10000"	If a channel latched on an incoming RTP stream, it cannot relatch on another one until no packets of the old stream arrive during the timeout (msec). Mib name: acRobustSettingsTimeoutToRelatchSilenceMsec INI Name: TIMEOUTTORELATCHSILENCEMSEC Profile name: Not Profiled
Timeout To Relatch RTCP	Integer 0-2147483648	Online	"10000"	If a channel latched on an incoming RTP stream, it cannot relatch on another one until no packets of the old stream arrive during the timeout (msec). Mib name: acRobustSettingsTimeoutToRelatchRTCPMsec INI Name: TIMEOUTTORELATCHRTCPMSEC Profile name: Not Profiled
Fax Relay Rx Tx Timeout	Integer 0-255	Online	"10"	Fax Relay Rx/Tx Timeout (sec) Mib name: acRobustSettingsFaxRelayRxTxTimeoutSec INI Name: FAXRELAYTIMEOUTSEC Profile name: Not Profiled

2.19.3 Tab: Voice Settings

Frame: Media Provisioning, Tab: Voice Settings

Parameter Name	Type	Provisioning Type	Default Value	Description
Jitter Buffer				
Minimal Delay (ms)	Integer 0-150	Online	"0"	Defines the Dynamic Jitter Buffer Minimum Delay (in msec). {@}Recommended value for a regular voice call is 10. Mib name: acJitterBufferMinDelay INI Name: DJBUFMINDELAY Profile name: VoP Media Profile
Opt Factor	Integer 0-13	Online	"0"	Defines the Dynamic Jitter Buffer frame error/delay optimization. Recommended value for a regular voice call is 10. Mib name: acJitterBufferOptFactor INI Name: DJBUFOPTFACTOR Profile name: VoP Media Profile
General Settings				
Volume (dB)	Integer -32-31	Online	"-32"	Defines the voice output gain control. Range: -32 dB to +31 dB in 1 dB steps{@}-32 = mute{@}Default = 0 = No Gain Mib name: acVoiceVolume INI Name: VOICEVOLUME Profile name: VoP Media Profile
Payload Format	Enum: VoicePayloadFormat RTP(0), VoicePayloadFormat ATM(1)	Online	"0"	Sets the voice payload format. Choose either 0 = RTP or 1 = ATM (which enables working with vendors that use G.726 ATM Payload Format over RTP. Uses the enum acTVoicePayloadFormat. 0 = VoicePayloadFormatRTP{@}1 = VoicePayloadFormatATM{@}2 = VoicePAYloadFormatIllegal Mib name: acVoicePayloadFormat INI Name: VOICEPAYLOADFORMAT Profile name: VoP Media Profile
Input Gain (dB)	Integer -32-31	Online	"-32"	Defines the PCM input gain. Range = -32 dB to +31 dB in 1 dB steps.{@}Default = No Gain Mib name: acVoicelInputGain INI Name: INPUTGAIN Profile name: VoP Media Profile
Echo Canceller Enable	Enum: Disable(0), Enable(1)	Online	"0"	Enables or disables the Echo Canceller. {@}0 = Disable{@}1 = Enable Mib name: acVoiceECEnable INI Name: ENABLEECHOCANCELLER Profile name: VoP Media Profile

Parameter Name	Type	Provisioning Type	Default Value	Description
Echo Cancellor Hybrid Loss	Enum: ECHybridLoss6DBM(0), ECHybridLoss0DBM(2),ECHybridLoss3DBM(3)	Online	"0"	Sets the worst case ratio between the signal level transmitted to the hybrid and the echo level returning from hybrid. Set this per worst hybrid in the system in terms of echo return loss. Refer to the enumeration acTECHybridLoss. {@}0 = 6 dBm{@}2 = 0 dBm{@}3 = 3 dBm Mib name: acVoiceECHybridLoss INI Name: ECHYBRIDLOSS Profile name: VoP Media Profile
Tone Detector	Enum: Disable(0), Enable(1)	Online	"0"	Used to configure the Echo Cancellor Tone Detector. Detects a 2100 Hz tone at the input signal to the TDM (received signal). Improves Echo Cancellor operation accordingly. Detects 2100, 2100 with phase reversals and 2100 with AM. Improves the operation of the Echo Cancellor by slowing adaptation when the signal is detected. This data is also used by the fax state machine. 0 = Disable{@}1 = Enable Mib name: acVoiceECToneDetector INI Name: ECENABLETONEDETECTOR Profile name: VoP Media Profile
Comfort Noise Generation	Enum: Disable(0), Enable(1)	Online	"0"	Use this parameter to enable or enable Echo Cancellor Comfort Noise Generation, which generates comfort noise when the Non Linear Processor (NLP) is active. When the NLP ascertains that the signal is echo and not doubletalk and decides to clip, instead of transmitting silence it transmits a synthesized signal similar to the background noise.{@}0 = Disable{@}1 = Enable Mib name: acVoiceECComfortNoiseGeneration INI Name: ECENABLECOMFORTNOISEGENERATION Profile name: VoP Media Profile
Silence Compression Mode	Enum: SILENCE-COMPRESION-DISABLE(0), SILENCE-COMPRESION-ENABLE(1),SILENCE-COMPRESION-ENABLE-NOISE-ADAPTATION-DISABLE(2)	Online	"0"	Enables or disables Silence Suppression Mode. {@}0 = Disable = SILENCE_COMPRESION_DISABLE{@}1 = Enable = SILENCE_COMPRESION_ENABLE{@}2 = Enable without adaptation = SILENCE_COMPRESION_ENABLE_NOISE_ADAPTATION_DISABLE Mib name: acVoiceSCMode INI Name: ENABLESILENCECOMPRESSION Profile name: VoP Media Profile

Parameter Name	Type	Provisioning Type	Default Value	Description
Automatic Gain Control				
AGC Enable	Enum: Disable(0), Enable(1)	Online	"0"	Activates the AGC (Automatic Gain Control). 0 = Disable{@}1 = Enable Mib name: acVoiceAGCEnable INI Name: ENABLEAGC Profile name: VoP Media Profile
Gain Slope	Integer 0-31	Online	"0"	Determines the AGC (Automatic Gain Control) convergence rate. Range = 0 to 31 (according to acTAGCGainSlope){@}Default = 3 (= 1 db/sec) Mib name: acVoiceAGCGainSlope INI Name: AGCGAINSLOPE Profile name: VoP Media Profile
Redirection	Integer 0-1	Online	"0"	Determines the AGC (Automatic Gain Control) direction. 0 = AGC works on signals from the TDM side {@}1 = AGC works on signals coming from the Network side Mib name: acVoiceAGCRedirection INI Name: AGCREDIRECTION Profile name: VoP Media Profile
Target Energy	Integer 0-63	Online	"0"	Determines the signal energy value [- dBm] that the AGC (Automatic Gain Control) attempts to attain. {@}Range = 0 to 63 Mib name: acVoiceAGCTargetEnergy INI Name: AGCTARGETENERGY Profile name: VoP Media Profile
Minimal Gain (dB)	Integer 0-31	Offline	"20"	Defines the minimum gain by the AGC when activated [- db]. {@}Range = 0 to -31 Mib name: acVoiceAGCMinGain INI Name: AGCMINGAIN Profile name: VoP Media Profile
Maximal Gain (dB)	Integer 0-18	Offline	"15"	Defines the maximum gain by the AGC when activated [db]. {@}Range = 0 to 18 Mib name: acVoiceAGCMaxGain INI Name: AGCMAXGAIN Profile name: VoP Media Profile
Disable Fast Adaptation	Enum: Disable(0), Enable(1)	Offline	"0"	Disables the AGC Fast Adaptation mode. {@}Enable = 1 {@}Disable = 0 Mib name: acVoiceAGCDisableFastAdaptation INI Name: AGCDISABLEFASTADAPTATION Profile name: VoP Media Profile
Coders				

Parameter Name	Type	Provisioning Type	Default Value	Description
EVRC	Enum: variableRate(0), ac1kbps(1),ac4kbps(2), ac8kbps(3)	Online	"1"	This parameter is used to configure the EVRC coder bit rate. 0 = Variable Rate{@}1 = 1 kbps{@}2 = 4 kbps{@}3 = 8 kbps Mib name: acVoiceCoderRateEVRC INI Name: EVRCRATE Profile name: VoP Media Profile
QCELP8	Enum: variableRate(0), ac1kbps(1),ac2kbps(2), ac4kbps(3),ac8kbps(4)	Online	"1"	This parameter is used to configure the QCELP8 coder bit rate. 0 = Variable Rate{@}1 = 1 kbps{@}2 = 2 kbps{@}3 = 4 kbps{@}4 = 8 kbps Mib name: acVoiceCoderRateQCELP8 INI Name: QCELP8RATE Profile name: VoP Media Profile
QCELP13	Enum: variableRate(0), ac1kbps(1),ac3kbps(2), ac7kbps(3),ac13kbps(4)	Online	"1"	This parameter is used to configure the QCELP13 coder bit rate. 0 = Variable Rate{@}1 = 1 kbps{@}2 = 3 kbps{@}3 = 7 kbps{@}4 = 13 kbps{@}{@} Mib name: acVoiceCoderRateQCELP13 INI Name: QCELP13RATE Profile name: VoP Media Profile

2.19.4 Tab: Caller ID Settings

Frame: Media Provisioning, Tab: Caller ID Settings

Parameter Name	Type	Provisioning Type	Default Value	Description
Caller Id Types	Enum: Bellcore (0), ETSI (1),NTT (2),BT (4),DTMF-Based-ETSI (16),Denmark (17),Indian (18),Brazilian (19)	Online	"0"	Defines the supported Caller ID standard. 0 = Bellcore{@}1 = ETSI{@}2 = NTT{@}4 = British{@}16 = ETSI_ETSI{@}17 = Denmark{@}18 = Indian{@}19 = Brazilian Mib name: acCallerIDTypes INI Name: CALLERIDTYPE Profile name: VoP Media Profile
Transport Type	Enum: CallerID-DISABLE(0), CallerID-RELAY(1),CallerID-MUTE(3)	Online	"0"	Defines the CallerID Transport type. {@}0 = Disable {@}1 = Relay {@}3 = Mute Mib name: acCallerIDTransportType INI Name: CALLERIDTRANSPORTTYPE Profile name: VoP Media Profile

Parameter Name	Type	Provisioning Type	Default Value	Description
DTMF Based Max Digits	Integer 0-26	Online	"0"	Determines the maximum number of DTMF digits in a DTMF-based Caller ID string. {@}Range = 0 to 26 Mib name: acCallerIDDTMFBasedMaxDigits INI Name: MAXDTMFDIGITSINCIDSTRING Profile name: VoP Media Profile
DTMF Based Min Digits	Integer 0-26	Online	"0"	Determines the minimum number of DTMF digits in a DTMF-based Caller ID string. {@}Range = 0 to 26 Mib name: acCallerIDDTMFBasedMinDigits INI Name: MINDTMFDIGITSINCIDSTRING Profile name: VoP Media Profile
NTT DID Signaling Form	Enum: NttDidFskSignalling (0), NttDidDtmfBasedSignalling (1)	Online	"1"	Configures the signalling format used when generating an NTT DID. {@}0 = FSK Signal{@}1 = DTMF Based Signal Mib name: acCallerIDNTTDDIDSignalingForm INI Name: NTTDIDSIGNALLINGFORM Profile name: VoP Media Profile

2.19.5 Tab: Bypass Settings

Frame: Media Provisioning, Tab: Bypass Settings

Parameter Name	Type	Provisioning Type	Default Value	Description
Coder Type	Enum: G711Alaw-64(0), G711Mulaw(1)	Online	"0"	Users can use this parameter to set the fax/modem bypass coder (according to acTCoders). {@}0 = G.711 A-Law{@}1 = G.711 Mu-Law Mib name: acFMByPassCoderType INI Name: FAXMODEMBYPASSCODERTYPE Profile name: VoP Media Profile
Packetization Period	Integer 1-12	Online	"1"	Defines the number of basic frames to generate one RTP fax/modem bypass packet. Mib name: acFMByPassPacketizationPeriod INI Name: FAXMODEMBYPASSM Profile name: VoP Media Profile

Parameter Name	Type	Provisioning Type	Default Value	Description
Basic Packet Interval	Enum: PACKET-INTERVAL-DEFAULT(0), PACKET-INTERVAL-5-MSEC(1), PACKET-INTERVAL-10-MSEC(2), PACKET-INTERVAL-20-MSEC(3)	Online	"0"	Sets the basic Fax / Modem Bypass RTP packet rate. 0 = Default (set internally) (PACKET_INTERVAL_DEFAULT){@}1 = 5 msec (PACKET_INTERVAL_5_MSEC){@}2 = 10 msec (PACKET_INTERVAL_10_MSEC){@}3 = 20 msec (PACKET_INTERVAL_20_MSEC) Mib name: acFMBypassBasicPacketInterval INI Name: FAXMODEMBYPASSBASICRTPPACKETINTERVAL Profile name: VoP Media Profile
Dynamic Jitter Buffer Minimal Delay (ms)	Integer 0-150	Online	"0"	Determines the Jitter Buffer constant delay (in milliseconds) during a Fax And Modem Bypass session. (The minimum Jitter Buffer Size). {@}Range = 0 to 150 Mib name: acFMBypassDJBufMinDelay INI Name: FAXMODEMBYPASDJBUFFMINDELAY Profile name: VoP Media Profile
NSE Payload Type	Integer 96-127	Online	"96"	Users can use this parameter to modify the NSE packet's payload type. {@}Range = 96 to 127 Mib name: acFMNSEPayloadType INI Name: NSEPAYLOADTYPE Profile name: VoP Media Profile
NSE Mode	Enum: Disable(0), Enable(1)	Online	"0"	Enables or disables Cisco's NSE fax / modem automatic pass-through mode. {@}0 = Disable{@}1 = Enable Mib name: acFMNSEMode INI Name: NSEMODE Profile name: VoP Media Profile
Enable Inband Network Detection	Enum: Disable(0), Enable(1)	Online	"0"	Enables or disables inband network detection related to fax/modem. {@}0 = Disable{@}1 = Enable Mib name: acFMCommonEnableInbandNetworkDetection INI Name: ENABLEFAXMODEMINBANDNETWORKDETECTION Profile name: VoP Media Profile

Parameter Name	Type	Provisioning Type	Default Value	Description
Fax Bypass Payload Type	Integer 0-127	Online	"0"	Users can use this parameter to modify the Fax Bypass Mode RTP packet's payload type. In the case of congestion (if the selected payload type is already used for other coders/modes), then a TP_SETUP_PARAMETER_INVALID_ERROR is issued and the payload type is set to the default value (102). {@}It is the user's responsibility to avoid congestion with other payload types.{@}{@}Range = 0 to 127 Mib name: acFaxBypassPayloadType INI Name: FAXBYPASSPAYLOADTYPE Profile name: VoP Media Profile
Modem Bypass Payload Type	Integer 0-127	Online	"0"	Users can use this parameter to modify the Modem Bypass Mode RTP packet's payload type. In the case of congestion (if the selected payload type is already used for other coders/modes), then a TP_SETUP_PARAMETER_INVALID_ERROR is issued and the payload type is set to the default value (103). {@}It is the user's responsibility to avoid congestion with other payload types.{@}{@}Range = 0 to 127 Mib name: acModemBypassPayloadType INI Name: MODEMBYPASSPAYLOADTYPE Profile name: VoP Media Profile
Fax Bypass Output Gain	Integer -31-31	Online	"-31"	Defines the fax bypass output gain control. Range: -31 dB to +31 dB in 1 dB steps{@}Default = 0 = No Gain. Mib name: acFMBypassFaxBypassOutputGain INI Name: FAXBYPASSOUTPUTGAIN Profile name: VoP Media Profile
Modem Bypass Output Gain	Integer -31-31	Online	"-31"	Defines the modem bypass output gain control. Range: -31 dB to +31 dB in 1 dB steps{@}Default = 0 = No Gain Mib name: acFMBypassModemBypassOutputGain INI Name: MODEMBYPASSOUTPUTGAIN Profile name: VoP Media Profile

2.19.6 Tab: FAX Settings

Frame: Media Provisioning, Tab: FAX Settings

Parameter Name	Type	Provisioning Type	Default Value	Description
Transport Mode	Enum: Disable(0), RelayEnable(1),ByPassEnable(2),EventsOnly(3)	Online	"0"	Sets the Fax over IP transport method. {@}0 = Transparent {@}1 = Relay {@}2 = Bypass {@}3 = Transparent with Events Mib name: acFaxTransportMode INI Name: FAXTRANSPORTMODE Profile name: VoP Media Profile
Relay ECM Enable	Enum: Disable(0), Enable(1)	Online	"0"	Enables or disables the using of ECM mode during Fax Relay. {@}0 = Disable {@}1 = Enable Mib name: acFaxRelayECMEnable INI Name: FAXRELAYECMENABLE Profile name: VoP Media Profile

Parameter Name	Type	Provisioning Type	Default Value	Description
Relay Max Rate	Enum: acRate2400bps(0), acRate4800bps(1),acRate7200bps(2), acRate9600bps(3),acRate12000bps(4), acRate14400bps(5),acRate16800bps(6), acRate19200b(7),acRate21600bps(8), acRate24000bps(9),acRate26400bps(10), acRate28800bps(11),acRate31200bps(12), acRate33600bps(13)	Online	"0"	Limits the maximum rate at which fax messages are transmitted. {@}0 = 2400 bps {@}1 = 4800 bps {@}2 = 7200 bps {@}3 = 9600 bps {@}4 = 12000 bps {@}5 = 14400 bps {@}6 = 16800 bps {@}7 = 19200 bps {@}8 = 21600 bps {@}9 = 24000 bps {@}10 = 26400 bps {@}11 = 28800 bps {@}12 = 31200 bps {@}13 = 33600 bps Mib name: acFaxRelayMaxRate INI Name: FAXRELAYMAXRATE Profile name: VoP Media Profile

Parameter Name	Type	Provisioning Type	Default Value	Description
Relay Redundancy Depth	Integer 0-2	Online	"0"	Determines the depth of redundancy for fax packets. This parameter is applicable only to non-V.21 packets. {@}0 = No redundancy {@}1 = 1 packet redundancy {@}2 = 2 packet redundancy Mib name: acFaxRelayRedundancyDepth INI Name: FAXRELAYREDUNDANCYDEPTH Profile name: VoP Media Profile

Parameter Name	Type	Provisioning Type	Default Value	Description
Enhanced Relay Redundancy Depth	Integer 0-4	Online	"0"	Determines the number of repetitions to be applied to control packets when using the T.38 standard. {@}0 = No redundancy {@}1 = 1 packet redundancy {@}2 = 2 packet redundancy {@}3 = 3 packet redundancy {@}4 = Maximum redundancy Mib name: acFaxEnhancedRelayRedundancyDepth INI Name: FAXRELAYENHANCEDREDUNDANCYDEPTH Profile name: VoP Media Profile
CNG Detector Mode	Enum: CNG-DETECTOR-MODE-DISABLE(0), CNG-DETECTOR-MODE-RELAY(1), CNG-DETECTOR-MODE-EVENT-ONLY(2)	Online	"0"	Determines the CNG Detector mode. 0 = Disable {@}1 = Relay {@}2 = Event Only Mib name: acFaxCNGDetectorMode INI Name: CNGDETECTORMODE Profile name: VoP Media Profile

Parameter Name	Type	Provisioning Type	Default Value	Description
Relay Volume (dBm)	Integer -18--3	Online	"-18"	Determines the fax gain control. {@}The range -18 to -3 relates to -18.5 dBm to -3.5 dBm in steps of 1 dBm. Mib name: acFMCommonRelayVolume INI Name: FAXMODEM RELAYVOLUME Profile name: VoP Media Profile
T38 Version	Enum: T38Version0(0), T38Version3(3)	Online	"3"	T38 fax relay version. {@}0 = T.38 version 0 (from 06/1998){@} 3 = T.38 version 3 (V.34 over T.38 support){@}{@}Default = 3 Mib name: acFaxT38Version INI Name: T38VERSION Profile name: VoP Media Profile

Parameter Name	Type	Provisioning Type	Default Value	Description
CED Transfer Mode	Enum: UsingFaxRelayOrVBD(0), VoiceModeOrVBD(1),RFC4733Blocki ngRTPVBD(2),RFC4733AlongWithRT PVBD(3)	Instant	"0"	0 - transfer CED using T38. 1 - transfer CED over VBD(some Vxx=2) or VoIP(Vxx=0). {@}2 - transfer CED using RFC, and block CED over VBD/VoIP.{ @}3 - transfer CED using RFC in parallel with CED over VBD/VoIP Mib name: acFMCommonCEDTransferMode INI Name: CEDTRANSFERMODE Profile name: VoP Media Profile

2.19.7 Tab: Modem Settings

Frame: Media Provisioning, Tab: Modem Settings

Parameter Name	Type	Provisioning Type	Default Value	Description
V21 Transport	Enum: Disable(0), RelayEnable(1),ByPassEnable(2),EventsOnly(3)	Online	"0"	Sets the V.21 modem transport method (must be set to 0 = Disable). {@}0 = Transparent{@}2 = Bypass{@}3 = Transparent with Events Mib name: acModemV21Transport INI Name: V21MODEMTRANSPORTTYPE Profile name: VoP Media Profile
V22 Transport	Enum: Disable(0), RelayEnable(1),ByPassEnable(2),EventsOnly(3)	Online	"0"	Sets the V.22 modem transport method. {@}0 = Transparent{@}2 = Bypass{@}3 = Transparent with Events Mib name: acModemV22Transport INI Name: V22MODEMTRANSPORTTYPE Profile name: VoP Media Profile
V23 Transport	Enum: Disable(0), RelayEnable(1),ByPassEnable(2),EventsOnly(3)	Online	"0"	Sets the V.23 modem transport method. 0 = Transparent{@}2 = Bypass{@}3 = Transparent with Events Mib name: acModemV23Transport INI Name: V23MODEMTRANSPORTTYPE Profile name: VoP Media Profile
V32 Transport	Enum: Disable(0), RelayEnable(1),ByPassEnable(2),EventsOnly(3),AnsMute(4)	Online	"0"	Sets the V.32 modem transport method. {@}0 = Transparent{@}2 = Bypass{@}3 = Transparent with Events{@}4 = AnsMute Mib name: acModemV32Transport INI Name: V32MODEMTRANSPORTTYPE Profile name: VoP Media Profile

Parameter Name	Type	Provisioning Type	Default Value	Description
Bell Transport Type	Enum: Disable(0), ByPassEnable(2),Events Only(3)	Online	"0"	Use this parameter to set the Bell modem transport method. 0 = Transparent {@}2 = Bypass (enum ByPassEnable){@}3 = Transparent with Events (enum EventsOnly) Mib name: acModemBellTransportType INI Name: BELLMODEMTRANSPORTTYPE Profile name: VoP Media Profile
V34 Transport	Enum: Disable(0), RelayEnable(1),ByPassE nable(2),EventsOnly(3),A nsMute(4)	Online	"0"	Sets the V.34 modem transport method. {@}0 = Transparent{@}2 = Bypass {@}3 = Transparent with Events{@}4 = AnsMute Mib name: acFMCommonV34Transport INI Name: V34MODEMTRANSPORTTYPE Profile name: VoP Media Profile
V150.1				
Allocation Profile	Integer 0-20	Offline	"0"	Selects the V.150.1 profile, determining how many DSP channels have V.150.1 support. {@}Range = 0 to 3 Mib name: acV150dot1AllocationProfile INI Name: V1501ALLOCATIONPROFILE Profile name: VoP Media Profile
SSE Payload Type Rx	Integer 96-127	Online	"105"	SSE payload type RX Mib name: acV150dot1SSEPayloadTypeRx INI Name: V1501SSEPAYLOADTYPERX Profile name: VoP Media Profile
SSE Payload Type Tx	Integer 96-127	Online	"105"	SSE payload type TX Mib name: acV150dot1SSEPayloadTypeTx INI Name: V1501SSEPAYLOADTYPETX Profile name: VoP Media Profile

Parameter Name	Type	Provisioning Type	Default Value	Description
SSE Redundancy Depth	Integer 1-6	Online	"3"	SSE is a part of V150.1 modem relay protocol and SSE messages are sent over RTP. SSE redundancy refers to the sending of SSE messages several times to increase reliability. This parameter determines the number of times each SSE message is to be resent. Mib name: acV150dot1SSERedundancyDepth INI Name: V1501SSEREDUNDANCYDEPTH Profile name: VoP Media Profile
SPRT Payload Type Rx	Integer 96-127	Online	"105"	SPRT payload type RX Mib name: acV150dot1SPRTPayloadTypeRx INI Name: V1501SPRTPAYLOADTYPERX Profile name: VoP Media Profile
SPRT Payload Type Tx	Integer 96-127	Online	"105"	SPRT payload type TX Mib name: acV150dot1SPRTPayloadTypeTx INI Name: V1501SPRTPAYLOADTYPETX Profile name: VoP Media Profile
SPRT Transport Channel0 Max Payload Size	Integer 140-256	Online	"140"	SPRT transport channel 0 max payload size Mib name: acV150dot1SPRTTransportChannel0MaxPayloadSize INI Name: V1501SPRTTRANSPORTCHANNEL0MAXPAYLOADSIZE Profile name: VoP Media Profile
SPRT Transport Channel2 Max Payload Size	Integer 132-256	Online	"132"	SPRT transport channel 2 max payload size Mib name: acV150dot1SPRTTransportChannel2MaxPayloadSize INI Name: V1501SPRTTRANSPORTCHANNEL2MAXPAYLOADSIZE Profile name: VoP Media Profile

Parameter Name	Type	Provisioning Type	Default Value	Description
SPRT Transport Channel2 Max Window Size	Integer 8-32	Online	"8"	SPRT transport channel 2 max window size Mib name: acV150dot1SPRTTransportChannel2MaxWindowSize INI Name: V1501SPRTTRANSPORTCHANNEL2MAXWINDOWSIZE Profile name: VoP Media Profile
SPRT Transport Channel3 Max Payload Size	Integer 140-256	Online	"140"	SPRT transport channel 3 max payload size Mib name: acV150dot1SPRTTransportChannel3MaxPayloadSize INI Name: V1501SPRTTRANSPORTCHANNEL3MAXPAYLOADSIZE Profile name: VoP Media Profile

2.19.8 Tab: In-Band-Signaling

Frame: Media Provisioning, Tab: In-Band-Signaling

Parameter Name	Type	Provisioning Type	Default Value	Description
Analog Signal Transport Type	Enum: ignore(0), transfer(1)	Online	"0"	Determines the analog signal transport type. 0 = Ignore{@}1 = Transfer hookflash via RFC 2833 Mib name: acIBSAnalogSignalTransportType INI Name: ANALOGSIGNALTRANSPORTTYPE Profile name: VoP Media Profile
DTMF Volume (dBm)	Integer -31-0	Online	"-31"	Defines and controls the DTMF generation volume [-dBm]. {@}Range = -31 to 0 Mib name: acIBSDTMFVolume INI Name: DTMFVOLUME Profile name: VoP Media Profile
DTMF Transport Type	Enum: acMuteDTMF(0), acTransparentDTMF(2),acRFC2833RelayDTMF(3),acRFC2833RelayDecoderMute(7)	Online	"0"	Defines the type of DTMF transport. {@}0 = Erase DTMFs from voice transport not relayed to remote{@}2 = DTMFs not erased are not relayed to remote{@}3 = DTMFs are muted from the voice stream and relayed according to RFC 2833{@}7 = DTMFs are sent according to RFC 2833 and muted when received Mib name: acIBSDTMFTransportType INI Name: DTMFTRANSPORTTYPE Profile name: VoP Media Profile

Parameter Name	Type	Provisioning Type	Default Value	Description
CAS Relay Transport Mode	Enum: CASEventsOnly(0), CASRFC2833Relay(1)	Online	"0"	Controls the ABCD signaling transport type over IP. {@}0 = No Relay over the network{@}1 = Enable CAS relay according to RFC 2833 Mib name: acIBSCASRelayTransportMode INI Name: CASTRANSPORTTYPE Profile name: VoP Media Profile
Rx DTMF Relay Hang Over Time (msec)	Integer 0-2000	Online	"0"	Used to configure the Voice Silence time (in ms units) after playing DTMF or MF digits to the TDM side that arrived as Relay from the Network side. {@}Range from 0 to 2000, Default 1000. Mib name: acIBSRxDtmfHangOverTime INI Name: RXDTMFHANGOVER TIME Profile name: VoP Media Profile
Tx DTMF Relay Hang Over Time (msec)	Integer 0-2000	Online	"0"	Voice Silence time (in ms units) after detecting the end of DTMF or MF digits at the TDM side when the DTMF Transport Type is either Relay or Mute. This feature allows the user to configure the silence time. Mib name: acIBSTxDtmfHangOverTime INI Name: TXDTMFHANGOVER TIME Profile name: VoP Media Profile

Parameter Name	Type	Provisioning Type	Default Value	Description
DTMF Twist Control	Integer -10-10	Offline	"0"	Defines a delta (in dB) between the high and low frequency component in the DTMF signal. dB Positive values cause the higher frequency component to be stronger than the lower one. Negative values cause the opposite effect. For any parameter value, both components change so that their average is constant. {@}Range = -10 to 10 Mib name: acIBSDTMFTwistControl INI Name: DTMFGENERATIONTWIST Profile name: VoP Media Profile
Detector				
Trunk Testing Tones Detector	Enum: Disables (0), Enables (1)	Offline	"0"	Enables or disables trunk testing tones. 0 = Disables trunk testing tones{@}1 = Enables trunk testing tones Mib name: acIBSTrunkTestingTonesEnable INI Name: ENABLETRUNKTESTINGTONES Profile name: VoP Media Profile
MF R1 Enable	Enum: Disable(0), Enable(1)	Online	"0"	Enables or disables detection of MFR1 signaling. 0 = Disable{@}1 = Enable Mib name: acIBSDetectorsMFR1Enable INI Name: MFR1DETECTORENABLE Profile name: VoP Media Profile

Parameter Name	Type	Provisioning Type	Default Value	Description
MF R2 Forward Enable	Enum: Disable(0), Enable(1)	Online	"0"	Enables or disables detection of MFR2 forward signaling. 0 = Disable{@}1 = Enable Mib name: acIBSDetectorsMFR2ForwardEnable INI Name: MFR2FORWARDDETECTORENABLE Profile name: VoP Media Profile
MF R2 Backward Enable	Enum: Disable(0), Enable(1)	Online	"0"	Enables or disables detection of MFR2 backward signaling Mib name: acIBSDetectorsMFR2BackwardEnable INI Name: MFR2BACKWARDDETECTORENABLE Profile name: VoP Media Profile
R1 Line Enable	Enum: Disable(0), Enable(1)	Online	"0"	Enables or disables detection of Line signaling. 0 = Disable{@}1 = Enable Mib name: acIBSDetectorsR1LineEnable INI Name: R1LINEDETECTORENABLE Profile name: VoP Media Profile
DTMF Enable	Enum: Disable(0), Enable(1)	Online	"0"	Enables or disables detection of DTMF signaling. {@}0 = Disable{@}1 = Enable Mib name: acIBSDetectorsDTMFEnable INI Name: DTMFDETECTORENABLE Profile name: VoP Media Profile

Parameter Name	Type	Provisioning Type	Default Value	Description
Call Progress Enable	Enum: Disable(0), Enable(1)	Online	"0"	Enables or disables detection of Call Progress Tones. {@}0 = Disable{@}1 = Enable Mib name: acIBSDetectorsCallProgressEnable INI Name: CALLPROGRESSDETECTORENABLE Profile name: VoP Media Profile
User Defined Tone Enable	Enum: Disable(0), Enable(1)	Online	"0"	Enables or disables detection of User Defined Tones signaling. {@}0 = Disable{@}1 = Enable Mib name: acIBSDetectorsUserDefinedToneEnable INI Name: USERDEFINEDTONEDETECTORENABLE Profile name: VoP Media Profile
Detection Redirection	Enum: pcm(0), network(1)	Online	"0"	Determines the IBS (In-Band Signaling) Detection Direction. {@}0 = PCM {@}1 = Network Mib name: acIBSDetectorsDetectionRedirection INI Name: IBSDETECTIONREDIRECTION Profile name: VoP Media Profile

Parameter Name	Type	Provisioning Type	Default Value	Description
SIT Enable	Enum: Disable(0), Enable(1)	Offline	"0"	Enables or disables SIT (Special Information Tone) detection according to the ITU-T recommendation E.180/Q.35. {@}0 = Disable{@}1 = Enable Mib name: acIBSDetectorsSITEnable INI Name: SITDETECTORENABLE Profile name: VoP Media Profile
COT Enable	Enum: Disable(0), Enable(1)	Offline	"0"	Enables or disables Continuity Test tone detection and generation according to the ITU-T Q.724 recommendation. {@}0 = Disable{@}1 = Enable Mib name: acIBSDetectorsCOTEnable INI Name: ENABLECONTINUITYTONES Profile name: VoP Media Profile
R1.5 Detection Standard	Enum: MfR1DetectionStandardItu(0), MfR1DetectionStandardR15(1)	Offline	"0"	This parameter determines which one of the R1 MF protocol flavors will be used for detection. {@}0 = ITU{@}1 = R1.5 Mib name: acIBSDetectorsR1DetectionStandard INI Name: R1DETECTIONSTANDARD Profile name: VoP Media Profile

Parameter Name	Type	Provisioning Type	Default Value	Description
UDT Detector Frequency Deviation	Integer 1-50	Offline	"50"	Defines the deviation allowed for the detection of each signal frequency. Units are in Hertz. Valid values range 1-50.{@}Default value 50 Hz.{@} Mib name: aclBSDetectorsUDTDetectorFrequencyDeviation INI Name: UDTDETECTORFREQUENCYDEVIATION Profile name: VoP Media Profile
CPT Detector Frequency Deviation	Integer 1-30	Offline	"10"	Defines the deviation allowed for the detection of each CPT signal frequency. Units are in Hertz. Valid values range 1-30.{@}Default value 10 Hz.{@} Mib name: aclBSDetectorsCPTDetectorFrequencyDeviation INI Name: CPTDETECTORFREQUENCYDEVIATION Profile name: VoP Media Profile

2.19.9 Tab: RTP Settings

Frame: Media Provisioning, Tab: RTP Settings

Parameter Name	Type	Provisioning Type	Default Value	Description
Base UDP Port	Integer 1024-65535	Offline	"4000"	Defines the lower boundary of UDP ports to be used by the board. The upper boundary is calculated on the basis of BoardBaseUDPPort + 10 * (Number of Channels). This parameter value must be a multiple of 10. {@}{@} Mib name: acRtpBaseUDPPort INI Name: BASEUDPPORT Profile name: VoP Media Profile
NAT Mode	Enum: enable-nat-option(0), disable-nat(1),force-nat(2)	Online	"0"	Determines the mode of NAT feature: 0 = NAT is only optionally.{@}1 = NAT is disabled.{@}2 = NAT is for sure Mib name: acMediaNetworkDisableNAT INI Name: DISABLENAT Profile name: VoP Media Profile
Comfort Noise Enable	Enum: Disable(0), Enable(1)	Online	"0"	When set to 1 (Enable), SID packets are sent with the RTP SID type (RFC 3389). 0 = Disable{@}1 = Enable{@}Determines whether Silence Indicator (SID) packets that are sent and received are according to RFC 3389. {@}0 = Disabled (default).{@}1 = Enabled.{@}Note: Applicable only to MP-11x and Mediant 1000.{@} Mib name: acRtpComfortNoiseEnable INI Name: ENABLESTANDARDSIDPAYLOADTYPE Profile name: VoP Media Profile
RFC2833 Tx Payload Type	Integer 96-127	Online	"96"	Controls the RFC 2833 Tx Relay RTP Payload type. {@}Range = 96 to 127 Mib name: acRtpRFC2833TxPayloadType INI Name: RFC2833TXPAYLOADTYPE Profile name: VoP Media Profile
RFC2833 Rx Payload Type	Integer 96-127	Online	"96"	Controls the RFC 2833 Rx Relay RTP Payload type. {@}Range = 96 to 127 Mib name: acRtpRFC2833RxPayloadType INI Name: RFC2833RXPAYLOADTYPE Profile name: VoP Media Profile

Parameter Name	Type	Provisioning Type	Default Value	Description
NTE Max Duration	Integer -1-200000000	Online	"-1"	Maximal time for sending NTEs (Named Telephony Events) to the network, regardless of the time range when the TDM signal is detected. {@}-1= NTE will stop only upon detection of End event (default). Mib name: acIBSNTEMaxDuration INI Name: NTEMAXDURATION Profile name: VoP Media Profile
Redundancy Payload Type	Integer 96-127	Online	"96"	This parameter sets the RFC 2198 (RTP Redundancy) packet's parameter 'RTP Payload Type'. {@}Range: 96 to 127 Mib name: acRtpRedundancyPayloadType INI Name: RFC2198PAYLOADTYPE Profile name: VoP Media Profile
Redundancy Depth	Integer 0-5	Online	"0"	Redundancy depth of RFC 2198 redundancy packets. {@}0 = Disabled{@}In Gen 3 boards: range is 0-5{@}For other Gens 0-1 Mib name: acRtpRedundancyDepth INI Name: RTPREDUNDANCYDEPTH Profile name: VoP Media Profile
Packetization Factor	Integer 1-12	Online	"1"	Defines the number of DSP payloads for generating one RTP packet. Range = Hardware dependent Mib name: acRtpPacketizationFactor INI Name: RTPPACKINGFACTOR Profile name: VoP Media Profile
No Op Enable	Enum: Disable(0), Enable(1)	Online	"0"	Enables / disable Noop packets sending mode. {@}0 = Disable{@}1 = Enable Mib name: acRtpNoOpEnable INI Name: NOOPENABLE Profile name: VoP Media Profile
No Op Payload Type	Integer 96-127	Online	"96"	User can modify the Noop packets RTP Payload type by setting this parameter. {@}Range = 96 to 127 Mib name: acRtpNoOpPayloadType INI Name: RTPNOOPPAYLOADTYPE Profile name: VoP Media Profile
No Op Interval	Integer 20-600000	Online	"20"	Used to modify the Noop packets sending interval {@}Parameter value is in milliseconds{@}Default value = 10 sec (10000 msec){@}{@}Range = 20 to 600000{@}(20 msec to 10 min - 10 min = 600000) Mib name: acRtpNoOpInterval INI Name: NOOPINTERVAL Profile name: VoP Media Profile

Parameter Name	Type	Provisioning Type	Default Value	Description
VBR Coder Header Format	Enum: WithOut-RFC2658Interleaving-And-TOC(0), Including-RFC2658Interleaving-And-TOC(1), Including-TOC-Only(2), Interleave-Bundling(3)	Online	"0"	0 - payload only (no header, no toc, no m-factor) {@}1- support RFC 2658 format, 1 byte for interleaving header (always 0) and toc, no m-factor{@}{@}2 ? payload including toc only, allow m-factor{@}{@}3- RFC 3358 format{@} Mib name: acRtpVBRCoderHeaderFormat INI Name: VBRCODERHEADERFORMAT Profile name: VoP Media Profile
AMR Coder Header Format	Enum: CE-AMR-DEFAULT-FORMAT(0), CE-AMR-RFC-3267-BUNDLING(1), CE-AMR-RFC-3267-INTERLEAVING(2), CE-AMR-RFC-3267-INTERLEAVING(2), CE-AMR-RFC-3267-INTERLEAVING(2), CE-AMR-RFC-3267-INTERLEAVING(2)	Online	"0"	AMR_CODER_HEADER_DEFAULT_FORMAT=0 - old m factor, each frame contains CRM byte and toc RFC_3267_BUNDLING=1 - single CRM byte followed by toc tables{@}RFC_3267_INTERLEAVING=2 - supported as receivers only Mib name: acRtpAMRCoderHeaderFormat INI Name: AMRCODERHEADERFORMAT Profile name: VoP Media Profile
Broken Connection Event Timeout	Integer 3-2684354	Online	"3"	Determines for how long the RTP connection should be broken before the Broken Connection event is issued. In units of 100 msec. Mib name: acRtpRtcpBrokenConnectionEventTimeout INI Name: BROKENCONNECTIONEVENTTIMEOUT Profile name: VoP Media Profile
Broken Connection Event Activation Mode	Enum: AfterFirstIncomingRTPPacket(0), OnRTPStreamActivation(1)	Online	"0"	Determines if the broken connection mechanism is activated when the RTP stream is activated or when the first RTP packet is received. 0 = After First incoming packet (default){@}1 = Upon channel's RTP activation. {@} Mib name: acRtpRtcpBrokenConnectionEventActivationMode INI Name: BROKENCONNECTIONEVENTACTIVATIONMODE Profile name: VoP Media Profile

Parameter Name	Type	Provisioning Type	Default Value	Description
Basic RTP Packet Interval	Enum: PACKET-INTERVAL-DEFAULT(0), PACKET-INTERVAL-5-MSEC(1), PACKET-INTERVAL-10-MSEC(2), PACKET-INTERVAL-20-MSEC(3)	Online	"0"	Selects the RTP packet rate for sample based coders (such as G.711, G.726, G.727). Also applicable for G.729, G.729E And G.728. 0 = Default (set internally){@}1 = 5 msec{@}2 = 10 msec{@}3 = 20 msec Mib name: acRtpRtcpBasicRTTPacketInterval INI Name: BASICRTTPACKETINTERVAL Profile name: VoP Media Profile
Connection Establish Notification Mode	Enum: AfterBrokenConnection(0), UponFirstRTPFrameDetection(1)	Online	"0"	Determines the notification mode for the RTP connection establishment event acEV_CONNECTION_ESTABLISHED. 0 = Notify only after a broken connection event{@}1 = Also notify when the first RTP packet is received Mib name: acRtpRtcpConnectionEstablishNotificationMode INI Name: CONNECTIONESTABLISHMENTNOTIFICATIONMODE Profile name: VoP Media Profile
AMR FEC Redundancy Depth	Enum: CE-AMR-FEC-REDUNDANCY-LEVEL-NONE(0), CE-AMR-FEC-REDUNDANCY-LEVEL-1(1), CE-AMR-FEC-REDUNDANCY-LEVEL-2(2), CE-AMR-FEC-REDUNDANCY-LEVEL-3(3)	Online	"0"	Sets the AMR / WB-AMR Redundancy depth according to RFC 3267. {@}0 = No Redundancy{@}1 = Redundancy depth of a single packet{@}2 = Redundancy depth of 2 packets{@}3 = Redundancy depth of 3 packets{@} Mib name: acRtpAMRFECRedundancyDepth INI Name: AMRFECREDUNDANCYDEPTH Profile name: VoP Media Profile
AMR FEC Num Of Mngt Policy Entries	Integer 0-9	Online	"0"	Sets the number of entries to be defined at the AMR management policy table. Each entry defines the policy of a different rate. Mib name: acRtpAMRFECNumOfMngtPolicyEntries INI Name: AMRFECNUMBEROFMODECMODES Profile name: VoP Media Profile

Parameter Name	Type	Provisioning Type	Default Value	Description
AMR FEC Delay Hysteresis	Integer 0-255	Online	"0"	Defines the hysteresis of the Delay Threshold for AMR Hand-out events (in msec). Mib name: acRtpAMRFECDelayHysteresis INI Name: AMRFECDELAYHYSTERESIS Profile name: VoP Media Profile
AMR FEC Delay Threshold	Integer 0-255	Online	"0"	Defines the one-way delay value (in msec) that may cause the AMR Hand Out report. {@}0 = 'Hand Out' report is disabled (default). Mib name: acRtpAMRFECDelayThreshold INI Name: AMRFECDELAYTHRESHHOLD Profile name: VoP Media Profile
AMR Octet Aligned Enable	Enum: disable(0), enable(1)	Online	"1"	0 = disable the AMR Octet Aligned mode. 1 = enable the AMR Octet Aligned mode. Mib name: acRtpAMROctetAlignedEnable INI Name: AMROCTETALIGNENENABLE Profile name: VoP Media Profile

2.19.10 Tab: SRTP Settings

Frame: Media Provisioning, Tab: SRTP Settings

Parameter Name	Type	Provisioning Type	Default Value	Description
Enable Media Security	Enum: Disable(0), Enable(1)	Offline	"0"	Enables or disables Media Security protocol (SRTP) . Enabling this parameter might reduce the board channel capacity. {@}0 = Disable{@}1 = Enable Mib name: acVoiceEnableMediaSecurity INI Name: ENABLEMEDIASEcurity Profile name: VoP Media Profile
Aria Protocol Support	Enum: Disable(0), Enable(1)	Offline	"0"	Enables or disables Aria encryption protocol. Enabling this parameter might reduce the board channel capacity. {@}0 = Disable{@}1 = Enable{@}Supported on TP6310, TP8410 and M800 Mib name: acVoiceAriaProtocolSupport INI Name: ARIAPROTOCOLSUPPORT Profile name: VoP Media Profile
RTP Authentication Disable Tx	Enum: inactive(0), active(1)	Online	"0"	On a secured RTP session, determines whether to enable Authentication on transmitted RTP packets. {@}One of the following values: {@}{@}0 = Enable{@}1 = Disable Mib name: acSysMediaEncriptionRTPAuthenticationDisableTx INI Name: RTPAUTHENTICATIONDISABLETX Profile name: VoP Media Profile
RTP Encryption Disable Tx	Enum: inactive(0), active(1)	Online	"0"	On a secured RTP session, determines whether to enable Encryption on transmitted RTP packets. One of the following values: {@}0 = Enable{@}1 = Disable Mib name: acSysMediaEncriptionRTPEncryptionDisableTx INI Name: RTPENCRYPTIONDISABLETX Profile name: VoP Media Profile
RTCP Encryption Disable Tx	Enum: inactive(0), active(1)	Online	"0"	On a secured RTP session, determines whether to enable Encryption on transmitted RTCP packets. One of the following values: {@}0 = Enable{@}1 = Disable Mib name: acSysMediaEncriptionRTCPEncryptionDisableTx INI Name: RTCPENCRYPTIONDISABLETX Profile name: VoP Media Profile
Packet MKI Size	Integer 0-4	Online	"0"	Determines the size of the parameter Master Key Identifier (MKI) in SRTP Tx packets. {@}One of the following values: {@}{@}0 = MKI Disabled{@}1 - 4 = size (bytes of MKI) Mib name: acSysSRTPPacketMKISize INI Name: SRTPTXPACKETMKISIZE Profile name: VoP Media Profile

2.19.11 Tab: RTCP Settings

Frame: Media Provisioning, Tab: RTCP Settings

Parameter Name	Type	Provisioning Type	Default Value	Description
Disable Interval Randomization	Integer 0-1	Online	"0"	Controls whether RTCP report intervals are randomized or whether each report interval accords exactly to the parameter defining RTCP Mean Tx Interval (in milliseconds). 0 = Randomize{@}1 = Don't Randomize Mib name: acRtcpDisableIntervalRandomization INI Name: DISABLERTCPRANDOMIZE Profile name: VoP Media Profile
RTCP XR				
RTCP XR Enable	Enum: Disable(0), Enable(1),EnableOnlyCalculation(2)	Offline	"0"	Sets voice quality monitoring (RTCP-XR) mode. {@}0 = Disable{@}1 = Enable all{@}2 = Enable Only Calculation Mib name: acRtcpXrEnable INI Name: VQMONENABLE Profile name: VoP Media Profile
Burst Threshold	Integer -1-12	Online	"-1"	voice quality monitoring - excessive burst alert threshold. if set to -1, no alerts will be issued. Mib name: acRtcpXrBurstThreshold INI Name: VQMONBURSTHR Profile name: VoP Media Profile
Delay Threshold	Integer -1-12	Online	"-1"	voice quality monitoring - excessive delay alert threshold. if set to -1, no alerts will be issued. Mib name: acRtcpXrDelayThreshold INI Name: VQMONDELAYTHR Profile name: VoP Media Profile

Parameter Name	Type	Provisioning Type	Default Value	Description
End of Call Rval Delay Threshold	Integer -1-12	Online	"-1"	voice quality monitoring - end of call low quality alert threshold. if set to -1, no alerts will be issued. Mib name: acRtcpXrEndOfCallRvalDelayThreshold INI Name: VQMONEOCRVALTHR Profile name: VoP Media Profile
GMin	Integer 0-255	Online	"0"	voice quality monitoring - minimum gap size (number of frames) Mib name: acRtcpXrGMin INI Name: VQMONGMIN Profile name: VoP Media Profile

2.19.12 Tab: Misc. Settings

Frame: Media Provisioning, Tab: Misc. Settings

Parameter Name	Type	Provisioning Type	Default Value	Description
TTY Transport Type	Enum: Disable(0), Inband-Relay(2), Bypass(1)	Online	"0"	Defines the transferring method of TTY signals during a call {@}0 = Disable{@}1= Bypass{@}2 = Relay{@} Mib name: acVoiceTTYTransportType INI Name: TTYTRANSPORTTYPE Profile name: VoP Media Profile

2.20 Frame: Media Realm

2.20.1 Tab: Media Realm

Frame: Media Realm, Tab: Media Realm

Parameter Name	Type	Provisioning Type	Default Value	Description
Name	String Up to 38 chars.	Instant	""	A string representing the name of the media realm. Mib name: acCPMediaRealmName INI Name: CPMEDIAREALM_MEDIAREALMNAME Profile name: Not Profiled
IPv4 Interface	rowPointer	Instant	""	Select the OID of the IPv4 interface name corresponding to the one appearing in the interface table. The OID should be 1.3.6.1.4.1.5003.9.10.10.1.3.1.30.22.1.11.acSysInterfaceIndex{@} Note: when ignore a default value will be SET: 0.0 Mib name: acCPMediaRealmIPv4If INI Name: CPMEDIAREALM_IPV4IF Profile name: Not Profiled
IPv6 Interface	rowPointer	Instant	""	Select the OID of the IPv6 interface name corresponding to the one appearing in the interface table. The OID should be 1.3.6.1.4.1.5003.9.10.10.1.3.1.30.22.1.11.acSysInterfaceIndex{@} Note: when ignore a default value will be SET: 0.0 Mib name: acCPMediaRealmIPv6If INI Name: CPMEDIAREALM_IPV6IF Profile name: Not Profiled
Port Range Start	Integer -1-60000	Instant	"-1"	The starting port for the range of media ports. Mib name: acCPMediaRealmPortRangeStart INI Name: CPMEDIAREALM_PORTRANGESTART Profile name: Not Profiled
Media Session Leg	Integer -1-6000	Instant	"-1"	The number of media sessions associated with the range of ports. Mib name: acCPMediaRealmMediaSessionLeg INI Name: CPMEDIAREALM_MEDIASESSIONLEG Profile name: Not Profiled

Parameter Name	Type	Provisioning Type	Default Value	Description
Port Range End	Integer -1-60000	Read-Only	"-1"	The ending port for the range of media ports. Mib name: acCPMediaRealmPortRangeEnd INI Name: CPMEDIAREALM_PORTRANGEEND Profile name: Not Profiled
Is Default Realm	Enum: false(0), true(1)	Instant	"0"	Determines whether this is the default media realm or not. Mib name: acCPMediaRealmIsDefault INI Name: CPMEDIAREALM_ISDEFAULT Profile name: Not Profiled
QOE Profile Name	rowPointer	Instant	""	A string representing the name of the media realm Mib name: acCPMediaRealmQOEProfileName INI Name: CPMEDIAREALM_QOEPROFILE Profile name: Not Profiled
BW Profile Name	rowPointer	Instant	""	BW profile Mib name: acCPMediaRealmBWProfileName INI Name: CPMEDIAREALM_BWPROFILE Profile name: Not Profiled

2.21 Frame: Media Realms Frame Extension

2.21.1 Tab: Media Realms Extension

Frame: Media Realms Frame Extension, Tab: Media Realms Extension

Parameter Name	Type	Provisioning Type	Default Value	Description
I Pv4 If	rowPointer	Instant	""	Select the OID of the IPv4 interface name corresponding to the one appearing in the interface table. The OID should be 1.3.6.1.4.1.5003.9.10.10.1.3.1.30.22.1.11. acSysInterfaceIndex{@}Note: when ignore a default value will be SET: 0.0 Mib name: acCPMediaRealmExtensionIPv4If INI Name: MEDIAREALMEXTENSION_IPV4IF Profile name: Not Profiled
I Pv6 If	rowPointer	Instant	""	Select the OID of the IPv6 interface name corresponding to the one appearing in the interface table. The OID should be 1.3.6.1.4.1.5003.9.10.10.1.3.1.30.22.1.11. acSysInterfaceIndex{@}Note: when ignore a default value will be SET: 0.0 Mib name: acCPMediaRealmExtensionIPv6If INI Name: MEDIAREALMEXTENSION_IPV6IF Profile name: Not Profiled
Port Range Start	Integer -1-60000	Instant	"-1"	The starting port for the range of media ports. Mib name: acCPMediaRealmExtensionPortRangeStart INI Name: MEDIAREALMEXTENSION_PORTRANGESTART Profile name: Not Profiled
Port Range End	Integer -1-60000	Read-Only	"-1"	The ending port for the range of media ports. Mib name: acCPMediaRealmExtensionPortRangeEnd INI Name: MEDIAREALMEXTENSION_PORTRANGEEND Profile name: Not Profiled
Media Session Leg	Integer -1-6000	Instant	"-1"	The number of media sessions associated with the range of ports. Mib name: acCPMediaRealmExtensionMediaSessionLeg INI Name: MEDIAREALMEXTENSION_MEDIASESSIONLEG Profile name: Not Profiled

2.22 Frame: Network Parameters Provisioning

2.22.1 Tab: General Settings

Frame: Network Parameters Provisioning, Tab: General Settings

Parameter Name	Type	Provisioning Type	Default Value	Description
Send and Receive ICMP Redirect Messages	Enum: Disable(0), Enable(1)	Online	"0"	Disable ICMP Redirect messages. When set to 0 ICMP Redirect messages are not ignored. Mib name: acSysNetworkSettingsDisableICMPRedirects INI Name: DISABLEICMPREDIRECTS Profile name: Not Profiled
Send ICMP Unreachable Messages	Enum: Disable(0), Enable(1)	Online	"0"	Disable sending of ICMP unreachable messages. Mib name: acSysNetworkSettingsDisableICMPUnreachable INI Name: DISABLEICMPUNREACHABLE Profile name: Not Profiled

2.22.2 Tab: QoS Settings

Frame: Network Parameters Provisioning, Tab: QoS Settings

Parameter Name	Type	Provisioning Type	Default Value	Description
Index	Integer 0-63	NA	"0"	Index Field for line. Internal parameter. Mib name: acSysVlanMapIndex INI Name: DIFFSERVTOVLANPRIORITY_INDEX Profile name: Not Profiled
Differentiated Services				
Status	Enum:	NA	"0"	ROWSTATUS field for line. Internal parameter. Mib name: acSysVlanMapRowStatus Profile name: Not Profiled
Premium Service Class Media Diff Serv	Integer 0-63	Online	"46"	This parameter is used to set the DiffServ for Premium service class content and media traffic. {@}Range = 0 to 63 Mib name: acSysVLANPremiumServiceClassMediaDiffServ INI Name: PREMIUMSERVICECLASSMEDIADIFFSERV Profile name: Network Profile
Diff Server	Integer 0-63	Online	"0"	Mapping of DiffServ (DSCP) to Vlan Priorities (IEEE 802.1p) Mib name: acSysVlanMapDiffServ INI Name: DIFFSERVTOVLANPRIORITY_DIFFSERV Profile name: Not Profiled

Parameter Name	Type	Provisioning Type	Default Value	Description
Premium Service Class Control Diff Serv	Integer 0-63	Online	"40"	Sets the DiffServ for the Premium service class content and control traffic. {@}Range: 0 to 63 Mib name: acSysVLANPremiumServiceClassControlDiffServ INI Name: PREMIUMSERVICECLASSCONTROLDIFFSERV Profile name: Network Profile
Vlan Priority	Integer 0-7	Online	"0"	Mapping of DiffServ (DSCP) to Vlan Priorities (IEEE 802.1p) Mib name: acSysVlanMapVlanPriority INI Name: DIFFSERVTOVLANPRIORITY_VLANPRIORITY Profile name: Not Profiled
Gold Service Class Diff Serv	Integer 0-63	Online	"26"	Sets the DiffServ for the Gold service class content. {@}Range = 0 to 63{@}Default = 26 Mib name: acSysVLANGoldServiceClassDiffServ INI Name: GOLDSERVICECLASSDIFFSERV Profile name: Network Profile
Bronze Service Class Diff Serv	Integer 0-63	Online	"10"	Sets the DiffServ for the Bronze service class content. {@}Range = 0 to 63{@}Default = 10 Mib name: acSysVLANBronzeServiceClassDiffServ INI Name: BRONZESERVICECLASSDIFFSERV Profile name: Network Profile
DSCP to QoS Mapping				

2.22.3 Tab: SCTP

Frame: Network Parameters Provisioning, Tab: SCTP

Parameter Name	Type	Provisioning Type	Default Value	Description
Heart Beat Interval	Integer 0-3600	Offline	"30"	Defines the SCTP heartbeat interval. {@}Range: 1 to 3600 Mib name: acSysSCTPHeartBeatInterval INI Name: SCTPHBINTERVAL Profile name: Network Profile
T4 SACK Timer	Integer 1-5	Offline	"3"	Defines the SCTP T4 SACK timer interval. {@}Range: 1 to 5 Mib name: acSysSCTPT4SACKTimer INI Name: SCTPT4SACKTIMER Profile name: Network Profile
Check Sum Method	Enum: Adler(0), Crc(1)	Offline	"0"	Stream Control Transmission Protocol (SCTP) uses a checksum mechanism in order to authenticate packets on both sides (the receiving side and the transmitting side). {@}Presently, two checksum mechanisms are available: {@}{@}0 = Adler32 checksum mechanism{@}1 = CRC32C checksum mechanism (improved mechanism) Mib name: acSysSCTPChecksumMethod INI Name: SCTPCHECKSUMMETHOD Profile name: Network Profile
Host Name	String Up to 255 chars.	Offline	"NULL"	When this parameter is set to any value other than an empty string, SCTP (Stream Control Transmission Protocol) uses the value as the value of the FQDN (Fully Qualified Domain Name) parameter attached to the INIT chunk. In this case, the FQDN parameter replaces any IP address parameters in the INIT chunk. {@}This feature enables overcoming NAT problems where the original IP addresses belonging to the endpoint supports are converted into pseudo addresses. When this parameter is not set (default), the INIT chunk is sent without any FQDN parameter. {@}{@}Range = String[42] Mib name: acSysSCTPHostName INI Name: SCTPHOSTNAME Profile name: Network Profile
SCTP Associations Num	Integer 1-8	Offline	"3"	Defines the maximum number of Stream Control Transmission Protocol (SCTP) associations that can be opened. {@}Range: 1 to 8 Mib name: acSysSCTPAssociationsNum INI Name: SCTPASSOCIATIONSNUM Profile name: Network Profile

2.22.4 Tab: Physical Ports

Frame: Network Parameters Provisioning, Tab: Physical Ports

Parameter Name	Type	Provisioning Type	Default Value	Description
Index	Integer 0-5	NA	"0"	Index Field for line. Mib name: acSysPhysicalPortsI ndex INI Name: PHYSICALPORTST ABLE_INDEX Profile name: Not Profiled
Row Status	Enum:	NA	"0"	ROWSTATUS Field for line. Mib name: acSysPhysicalPorts RowStatus INI Name: PHYSICALPORTST ABLE_ROWSTATU S Profile name: Not Profiled
Port	String Up to 17 chars.	Read-Only	""	Physical Ports Table Mib name: acSysPhysicalPorts Port INI Name: PHYSICALPORTST ABLE_PORT Profile name: Not Profiled
Mode	Enum: disable(0), enable(1)	Read-Only	"0"	Port Enable/Disable Mib name: acSysPhysicalPorts Mode INI Name: PHYSICALPORTST ABLE_MODE Profile name: Not Profiled
Native Vlan	Integer 0-4096	Offline	"0"	Port's Native VID or PVID Mib name: acSysPhysicalPorts NativeVlan INI Name: PHYSICALPORTST ABLE_NATIVEVLAN Profile name: Not Profiled

Parameter Name	Type	Provisioning Type	Default Value	Description
Speed Duplex	Enum: s10BaseTHalfDuplex(0), s10BaseTFullDuplex(1),s100BaseTHalfDuplex(2),s100BaseTFullDuplex(3),AutoNegotiation(4),s1000BaseTHalfDuplex(6),s1000BaseTFullDuplex(7)	Offline	"0"	Port's Speed and Duplex Mode Mib name: acSysPhysicalPortsSpeedDuplex INI Name: PHYSICALPORTSTABLE_SPEEDDUPL EX Profile name: Not Profiled
Port Description	String Up to 17 chars.	Offline	""	Port's User Description Mib name: acSysPhysicalPortsPortDescription INI Name: PHYSICALPORTSTABLE_PORTDESCRI PTION Profile name: Not Profiled
Group Member	String Up to 17 chars.	Read-Only	""	Physical Ports Table Mib name: acSysPhysicalPortsGroupMember INI Name: PHYSICALPORTSTABLE_GROUPMEM BER Profile name: Not Profiled
Group Status	String Up to 17 chars.	Read-Only	""	Active or Redundant Status Mib name: acSysPhysicalPortsGroupStatus INI Name: PHYSICALPORTSTABLE_GROUPSTAT US Profile name: Not Profiled

2.22.5 Tab: Ethernet Group

Frame: Network Parameters Provisioning, Tab: Ethernet Group

Parameter Name	Type	Provisioning Type	Default Value	Description
Index	Integer 0-5	NA	"0"	Index Field for line. Mib name: acSysEtherGroupIndex INI Name: ETHERGROUPTABLE_INDEX Profile name: Not Profiled
Row Status	Enum:	NA	"0"	ROWSTATUS Field for line; Static table - only notInService/active supported. Mib name: acSysEtherGroupRowStatus INI Name: ETHERGROUPTABLE_ROWSTATUS Profile name: Not Profiled
Group	String Up to 15 chars.	Read-Only	""	Ethernet Group's Name Mib name: acSysEtherGroupGroup INI Name: ETHERGROUPTABLE_GROUP Profile name: Not Profiled
Mode	Enum: oneRXoneTX(2), twoRXoneTX(3),twoRXtwoTX(4)	Offline	"0"	Group Mode of Operation Mib name: acSysEtherGroupMode INI Name: ETHERGROUPTABLE_MODE Profile name: Not Profiled
Member 1	rowPointer	Offline	""	First Member of the Group. Select the OID corresponding to the one appearing in the Physical Ports table.{@}The OID should be 1.3.6.1.4.1.5003.9.10.10.1.3.1.30.23.1.5. acSysPhysicalPortsPort Mib name: acSysEtherGroupMember1 INI Name: ETHERGROUPTABLE_MEMBER1 Profile name: Not Profiled
Member 2	rowPointer	Offline	""	Second Member of the Group. Select the OID corresponding to the one appearing in the Physical Ports table.{@}The OID should be 1.3.6.1.4.1.5003.9.10.10.1.3.1.30.23.1.5. acSysPhysicalPortsPort Mib name: acSysEtherGroupMember2 INI Name: ETHERGROUPTABLE_MEMBER2 Profile name: Not Profiled

2.23 Frame: Quality of Experience

2.23.1 Tab: SEM Server

Frame: Quality of Experience, Tab: SEM Server

Parameter Name	Type	Provisioning Type	Default Value	Description
Server IP	IPAddress	Online	""	in case VQM is at client configuration, this parameter defines the server ip. Mib name: acCPQualityOfExperienceServerIp INI Name: QOESERVERIP Profile name: Quality of Experience Profile
Port	Integer 0-65534	Online	"5000"	Quality Of Experience Port Mib name: acCPQualityOfExperiencePort INI Name: QOEPART Profile name: Quality of Experience Profile
Interface Name	String Up to 64 chars.	Online	""	the interface to wait on in case of server (default is the default control interface). Mib name: acCPQualityOfExperienceInterfaceName INI Name: QOEINTERFACENAME Profile name: Quality of Experience Profile
Secondary Server IP	IPAddress	Online	""	in case VQM is at client configuration, this parameter defines the secondary server ip. Mib name: acCPQualityOfExperienceSecondaryServerIp INI Name: QOEREDUNDANTSERVERIP Profile name: Not Profiled

2.24 Frame: Quality Of Experience Profile Frame

2.24.1 Tab: General Settings

Frame: Quality Of Experience Profile Frame, Tab: General Settings

Parameter Name	Type	Provisioning Type	Default Value	Description
Name	String Up to 39 chars.	Online	""	QOE Profile Name Mib name: acCPQOEProfileName INI Name: QOEPROFILE_NAME Profile name: Not Profiled
Sensitivity Level	Enum: userDefined(0), lowSensitivity(1),averageSensitivity(2),highSensitivity(3)	Online	"2"	Audio tx throughput in bits per second to cross this threshold Mib name: acCPQOEProfileSensitivityLevel INI Name: QOEPROFILE_SENSITIVITYLEVEL Profile name: Not Profiled

2.25 Frame: Remote Media Subnet

2.25.1 Tab: Remote Media Subnet

Frame: Remote Media Subnet, Tab: Remote Media Subnet

Parameter Name	Type	Provisioning Type	Default Value	Description
Remote Media Subnet Name	String Up to 39 chars.	Online	""	A string representing the name of the media subrealm. Mib name: acCPMediaSubRealmName INI Name: SUBREALM_SUBREALMNAME Profile name: Not Profiled
Prefix Length	Integer 0-128	Online	"16"	prefix length. Mib name: acCPMediaSubRealmPrefixLength INI Name: SUBREALM_PREFIXLENGTH Profile name: Not Profiled
Address Family	Enum: ipv4(0), ipv6(1)	Online	"0"	address family. Mib name: acCPMediaSubRealmAddressFamily INI Name: SUBREALM_ADDRESSFAMILY Profile name: Not Profiled
Dst IP Address	String Up to 45 chars.	Online	""	destination IP address. Mib name: acCPMediaSubRealmDstIPAddress INI Name: SUBREALM_DSTIPADDRESS Profile name: Not Profiled
QoE Profile	rowPointer	Online	""	QOE threshold rules profile. Mib name: acCPMediaSubRealmQOEProfileName INI Name: SUBREALM_QOEPROFILENAME Profile name: Not Profiled
BW Profile	rowPointer	Online	""	QOE BW rules profile. Mib name: acCPMediaSubRealmBWProfileName INI Name: SUBREALM_BWPROFILENAME Profile name: Not Profiled

2.26 Frame: Routing Provisioning

2.26.1 Tab: General Settings

Frame: Routing Provisioning, Tab: General Settings

Parameter Name	Type	Provisioning Type	Default Value	Description
TEL To IP Routing Mode	Enum: RouteBeforeMap(0), RouteAfterMap(1)	Instant	"0"	Defines order between routing incoming calls from Tel side and performing manipulations Mib name: manipulationAndRoutingModeTel2Ip INI Name: ROUTEMODETEL2IP Profile name: Not Profiled
IP To TEL Routing Mode	Enum: RouteBeforeMap(0), RouteAfterMap(1)	Instant	"0"	Defines order between routing incoming calls from IP side and performing manipulations Mib name: manipulationAndRoutingModeIp2Tel INI Name: ROUTEMODEIP2TEL Profile name: Not Profiled
Filter Calls To IP	Enum: No(0), Yes(1)	Instant	"0"	When Gatekeeper/Proxy is enabled, do not start session if called number is not listed or restricted in Tel to IP routing table Mib name: manipulationAndRoutingFilterCalls2Ip INI Name: FILTERCALLS2IP Profile name: Not Profiled
Enable Alternative Routing	Enum: Disable(0), Enable(1), statusOnly(2)	Instant	"0"	Enable Tel to IP Alternative Routing. Can be enabled for status only without affecting routing Mib name: manipulationAndRoutingAltRoutingTel2IpEnable INI Name: ALTROUTINGTEL2IPENABLE Profile name: Not Profiled
Alternative Routing Mode	Enum: None(0), Conn(1), QoS(2), Both(3)	Instant	"3"	Methods used for Alternative Routing operation Mib name: manipulationAndRoutingAltRoutingTel2IpMode INI Name: ALTROUTINGTEL2IPMODE Profile name: Not Profiled
Alternative Routing Tone Duration [ms]	Integer 0-20000	Instant	"0"	Alternative Routing Tone Duration. 0 - disabled (milliseconds) Mib name: manipulationAndRoutingAltRoutingToneDuration INI Name: ALTROUTINGTONEDURATION Profile name: Not Profiled

Parameter Name	Type	Provisioning Type	Default Value	Description
QoS Probability	Integer 0-100	Instant	"5"	in case of QOS problem, a call has this probability (in percents) to continue, in order to reevaluate the QOS. Mib name: manipulationAndRoutingAltRoutingTel2IpQosAllowTheNCall INI Name: ALTROUTINGTEL2IPQOSALLOWPROB Profile name: Not Profiled
Alternative Routing Telephone to Ip Connection Method	Enum: ping(0), options(1)	Instant	"0"	Tel to IP Alternative Routing Connectivity Method. Mib name: manipulationAndRoutingAltRoutingTel2IpConnMethod INI Name: ALTROUTINGTEL2IPCONNMETHOD Profile name: Not Profiled
Redundant Routing Mode	Enum: Disable(0), RoutingTable(1),Proxy(2)	Instant	"0"	Mode of redundant routing. 0 - Disabled, 1 - Use routing table, 2 - Use proxies list Mib name: manipulationAndRoutingRedundantRoutingMode INI Name: REDUNDANTROUTINGMODE Profile name: Not Profiled
Alternative Routing Keep Alive Time	Integer 5-2000000	Instant	"60"	Time interval between OPTIONS Keep-Alive messages for IP connectivity (seconds) Mib name: manipulationAndRoutingAltRoutingTel2IpKeepAliveTime INI Name: ALTROUTINGTEL2IPKEEPALIVETIME Profile name: Not Profiled
IP To TEL Tagging Dest Dial Plan Index	Integer -1-7	Instant	"-1"	IP to Tel Tagging Destination Dial Plan Index Mib name: manipulationAndRoutingIP2TelTaggingDestDialPlanIndex INI Name: IP2TELTAGGINGDESTDIALPLANINDEX Profile name: Not Profiled
IP To TEL Tagging Source Dial Plan Index	Integer -1-7	Instant	"-1"	IP to Tel Tagging Source Dial Plan Index Mib name: manipulationAndRoutingIP2TelTaggingSourceDialPlanIndex INI Name: IP2TELTAGGINGSOURCEDIALPLANINDEX Profile name: Not Profiled

2.26.2 Tab: Tel- to- IP Routing

Frame: Routing Provisioning, Tab: Tel to IP Routing

Parameter Name	Type	Provisioning Type	Default Value	Description
Index	Integer 0-179	NA	"0"	Entry number, starting at 0. Mib name: tel2IPRoutingIndex INI Name: PREFIX_INDEX Profile name: Not Profiled
Route Name	String Up to 20 chars.	Instant	""	Route Name Mib name: tel2IPRoutingRouteName INI Name: PREFIX_ROUTENAME Profile name: SIP Tel To IP Profile
Status	Enum: Active(1), NotInService(2),NotReady(3),CreateAndGo(4),CreateAndWait(5), Destroy(6)	Instant	"3"	Row-Status Textual Conventions as defined in RFC 2579: Textual Conventions for SMIv2 Mib name: tel2IPRoutingRowStatus Profile name: SIP Tel To IP Profile
Destination Phone Prefix	String Up to 50 chars.	Instant	""	Phone number prefix. up to 50 digits. {@} can be used for defining range of phone numbers. Mib name: tel2IPRoutingPrefix INI Name: PREFIX_DESTINATIONPREFIX Profile name: SIP Tel To IP Profile

Parameter Name	Type	Provisioning Type	Default Value	Description
Address	String Up to 69 chars.	Instant	""	Address (IP or DNS name) Mib name: tel2IPRoutingAddress INI Name: PREFIX_DESTADDRESS Profile name: SIP Tel To IP Profile
Source Phone Prefix	String Up to 50 chars.	Instant	""	Calling Phone number prefix. up to 50 digits. {@} can be used for defining range of phone numbers. Mib name: tel2IPRoutingSrcPrefix INI Name: PREFIX_SOURCEPREFIX Profile name: SIP Tel To IP Profile
Charge Code	Integer 0-255	Instant	"0"	Charge code to use for generating metering tones. Mib name: tel2IPRoutingChargeCode INI Name: PREFIX_METERINGCODE Profile name: SIP Tel To IP Profile
Destination Port	Integer 0-65534	Instant	"0"	Destination port Mib name: tel2IPRoutingDestPort INI Name: PREFIX_DESTPORT Profile name: SIP Tel To IP Profile

Parameter Name	Type	Provisioning Type	Default Value	Description
Source IP Group ID	Integer -1-31	Instant	"-1"	Mib name: tel2IPRoutingSourceIPGroupID INI Name: PREFIX_SRCIPGROUPID Profile name: SIP Tel To IP Profile
Destination Host Prefix	String Up to 49 chars.	Instant	""	Mib name: tel2IPRoutingDestinationHostPrefix INI Name: PREFIX_DESTHOSTPREFIX Profile name: SIP Tel To IP Profile
Destination IP Group ID	Integer -1-31	Instant	"-1"	Mib name: tel2IPRoutingDestinationIPGroupID INI Name: PREFIX_DESTIPGROUPID Profile name: SIP Tel To IP Profile
Source Host Prefix	String Up to 49 chars.	Instant	""	Mib name: tel2IPRoutingSourceHostPrefix INI Name: PREFIX_SRCHOSTPREFIX Profile name: SIP Tel To IP Profile
Transport Type	Enum: notConfigured(-1), udp(0),tcp(1),tls(2)	Instant	"-1"	Mib name: tel2IPRoutingTransportType INI Name: PREFIX_TRANSPORTTYPE Profile name: SIP Tel To IP Profile

Parameter Name	Type	Provisioning Type	Default Value	Description
Source Trunk Group ID	Integer -1-99	Instant	"-1"	Mib name: tel2IPRoutingSourceTrunkGroupID INI Name: PREFIX_SRCTRUNKGROUPID Profile name: SIP Tel To IP Profile
Profile ID	Integer -1-9	Instant	"-1"	Profile ID Mib name: tel2IPRoutingProfileID INI Name: PREFIX_PROFILEID Profile name: SIP Tel To IP Profile
Destination SRD	Integer -1-31	Instant	"-1"	Mib name: tel2IPRoutingDestSRD INI Name: PREFIX_DESTSRD Profile name: SIP Tel To IP Profile
Cost Group	rowPointer	Instant	"-1"	A row pointer to the costGroupName Mib name: tel2IPRoutingCostGroupName INI Name: PREFIX_COSTGROUP Profile name: SIP Tel To IP Profile

2.26.3 Tab: IP to Trunk Group Routing

Frame: Routing Provisioning, Tab: IP to Trunk Group Routing

Parameter Name	Type	Provisioning Type	Default Value	Description
Index	Integer 0-119	NA	"0"	Entry number, starting at 0. Mib name: iP2TelRoutingIndex INI Name: PSTNPREFIX_INDEX Profile name: Not Profiled
Status	Enum: Active(1), NotInService(2),NotReady(3),CreateAndGo(4),CreateAndWait(5),Destroy(6)	Instant	"3"	Row-Status Textual Conventions as defined in RFC 2579: Textual Conventions for SMIv2 Mib name: iP2TelRoutingRowStatus Profile name: Not Profiled
Destination Phone Prefix	String Up to 80 chars.	Instant	""	Phone number prefix. up to 80 digits. {@} can be used for defining range of phone numbers. Mib name: iP2TelRoutingPrefix INI Name: PSTNPREFIX_DESTPREFIX Profile name: Not Profiled
Trunk/Hunt Group ID	Integer 0-99	Instant	"0"	Trunk/Hunt group ID Mib name: iP2TelRoutingTrunkGroupID INI Name: PSTNPREFIX_TRUNKGROUPID Profile name: Not Profiled

Parameter Name	Type	Provisioning Type	Default Value	Description
Source Phone Prefix	String Up to 49 chars.	Instant	""	Calling Phone number prefix. up to 49 digits. {@} can be used for defining range of phone numbers. Mib name: iP2TelRoutingSrcPrefix INI Name: PSTNPREFIX_SOURCEPREFIX Profile name: Not Profiled
Address	String Up to 50 chars.	Instant	""	Address (IP or DNS name) Mib name: iP2TelRoutingAddress INI Name: PSTNPREFIX_SOURCEADDRESS Profile name: Not Profiled
Source IP Group ID	Integer -1-31	Instant	"-1"	Mib name: iP2TelRoutingSourceIPGroupID INI Name: PSTNPREFIX_SRCIPGROUPID Profile name: Not Profiled
Destination Host Prefix	String Up to 49 chars.	Instant	""	Mib name: iP2TelRoutingDestHostPrefix INI Name: PSTNPREFIX_DESTHOSTPREFIX Profile name: Not Profiled
Source Host Prefix	String Up to 49 chars.	Instant	""	Mib name: iP2TelRoutingSourceHostPrefix INI Name: PSTNPREFIX_SRCHOSTPREFIX Profile name: Not Profiled

Parameter Name	Type	Provisioning Type	Default Value	Description
Profile ID	Integer 0-9	Instant	"0"	Profile ID Mib name: iP2TelRoutingProfileID INI Name: PSTNPREFIX_PROFILEID Profile name: Not Profiled
Trunk Id	Integer -1-83	Instant	"-1"	TrunkId Mib name: iP2TelRoutingTrunkId INI Name: PSTNPREFIX_TRUNKID Profile name: Not Profiled

2.26.4 Tab: Alt Route Cause IP- to-Tel

Frame: Routing Provisioning, Tab: Alt Route Cause IP to Tel

Parameter Name	Type	Provisioning Type	Default Value	Description
Index	Integer 0-4	NA	"0"	Entry number, starting at 0. Mib name: altRouteCauseIP2TELIndex INI Name: ALTROUTECAUSEIP2TEL_INDEX Profile name: Not Profiled
Status	Enum: Active(1), NotInService(2), NotReady(3), CreateAndGo(4), CreateAndWait(5), Destroy(6)	Instant	"3"	Row-Status Textual Conventions as defined in RFC 2579: Textual Conventions for SMIv2 Mib name: altRouteCauseIP2TELRowStatus Profile name: Not Profiled

Parameter Name	Type	Provisioning Type	Default Value	Description
Release Cause	Enum: UnassignedNumber(1), NoRouteToTransitNet(2),NoRouteToDestination(3),ChannelUnacceptable(6),CallAwarded(7),Preemption(8),NormalClear(16),UserBusy(17),NoUserResponding(18),NoAnswer(19),SubscriberAbsent(20),CallRejected(21),NumberChanged(22),NonselectedUserClearing(26),DestinationOutOfOrder(27),InvalidNumberFormat(28),FacilityRejected(29),ResponseToStatusEnquiry(30),NormalUnspecified(31),CircuitCongestion(32),UserCongestion(33),NoCircuitAvailable(34),NetworkOutOfOrder(38),PermanentFrameModeConnectionOoS(39),PermanentFrameModeConnectionOper(40),TemporaryFailure(41),SwitchingEquipmentCongestion(42),AccessInformationDiscarded(43),RequestedCircuitNA(44),PrecedenceCallBlocked(46),ResourceUnavailableUnspecified(47),QoSNA(49),RequestedFacilityNotSubscribed(50),OutgoingCallsBarredWithinCUG(53),IncomingCallsBarredWithinCUG(55),BCNotAuthorized(57),BCNA(58),InconsistencyInOutgoingIE(62),ServiceOrOptionNA(63),BCNotImplemented(65),ChannelTypeNotImplemented(66),RequestedFacilityNotImplemented(69),OnlyRestrictedInfoBC(70),ServiceNotImplemented	Instant	"1"	Release Cause Mib name: altRouteCauseIP2TELReleaseCause INI Name: ALTROUTECAUSEIP2TEL_RELEASECAUSE Profile name: Not Profiled
OAMP Guide		140		Document #: LTRT-41601

2.26.5 Tab: Alt Route Cause Tel-to- IP

Frame: Routing Provisioning, Tab: Alt Route Cause Tel to IP

Parameter Name	Type	Provisioning Type	Default Value	Description
Index	Integer 0-4	NA	"0"	Entry number, starting at 0. Mib name: altRouteCause TEL2IPIndex INI Name: ALTROUTECA USETEL2IP_I NDEX Profile name: Not Profiled
Status	Enum: Active(1), NotInService(2),NotReady(3) ,CreateAndGo(4),CreateAn dWait(5),Destroy(6)	Instant	"3"	Row-Status Textual Conventions as defined in RFC 2579: Textual Conventions for SMIv2 Mib name: altRouteCause TEL2IPRowSt atus Profile name: Not Profiled

Parameter Name	Type	Provisioning Type	Default Value	Description
Release Cause	Enum: WildCard4xx(4), WildCardFivexx(5),WildCardSixxx(6),BadRequest(400),Unauthorized(401),PaymentRequired(402),Forbidden(403),NotFound(404),MethodNotAllowed(405),RequestNotAcceptable(406),AuthenticationRequired(407),RequestTimeout(408),Conflict(409),Gone(410),RequestTooLarge(413),RequestURITooLong(414),UnsupportedMedia(415),BadExtension(420),ExtensionRequired(421),SessionIntervalTooSmall(423),Unavailable(480),TransactionDoesNotExist(481),LoopDetected(482),TooManyHops(483),AddressIncomplete(484),Ambiguous(485),Busy(486),RequestTerminated(487),NotAcceptableHere(488),RequestPending(491),Undecipherable(493),InternalError(500),NotImplemented(501),BadGateway(502),ServiceUnavailable(503),ServerTimeout(504),VersionNotSupported(505),MessageTooLarge(513),BusyEverywhere(600),Decline(603),DoesNotExistAnywhere(604),SDPNotAcceptable(606),IPProfileCallLimit(805),MediaLimitsExceeded(806)	Instant	"4"	Release Cause Mib name: altRouteCause TEL2IPReleaseCause INI Name: ALTROUTECA USETEL2IP_RELEASECAUSE Profile name: Not Profiled

2.26.6 Tab: Forward On Busy Trunk

Frame: Routing Provisioning, Tab: Forward On Busy Trunk

Parameter Name	Type	Provisioning Type	Default Value	Description
Index	Integer 0-99	NA	"0"	Entry number, starting at 0. Mib name: forwardOnBusyTrunkDestIndex INI Name: FORWARDONBUSYTRUNKDEST_INDEX Profile name: Not Profiled
Status	Enum: Active(1), NotInService(2),NotReady(3),CreateAndGo(4),CreateAndWait(5),Destroy(6)	Instant	"3"	Row-Status Textual Conventions as defined in RFC 2579: Textual Conventions for SMIV2 Mib name: forwardOnBusyTrunkDestRowStatus Profile name: SIP Forward On Busy Trunk Destination
Trunk Group Id	Integer 0-99	Instant	"0"	GwApp Forward On Busy Trunk Destination Table Mib name: forwardOnBusyTrunkDestTrunkGroupId INI Name: FORWARDONBUSYTRUNKDEST_TRUNKGROUPID Profile name: SIP Forward On Busy Trunk Destination
Forward Destination	String Up to 98 chars.	Instant	""	GwApp Forward On Busy Trunk Destination Table Mib name: forwardOnBusyTrunkDestForwardDestination INI Name: FORWARDONBUSYTRUNKDEST_FORWARDDESTINATION Profile name: SIP Forward On Busy Trunk Destination

2.27 Frame: SAS Provisioning

2.27.1 Tab: Stand-Alone Survivability

Frame: SAS Provisioning, Tab: Stand-Alone Survivability

Parameter Name	Type	Provisioning Type	Default Value	Description
Index	Integer 0-0	NA	"0"	Mib name: sasRegistrationManipulationIndex INI Name: SASREGISTRATIONMANIPULATION_INDEX Profile name: Not Profiled
Enable	Enum: Disable(0), Enable(1)	Offline	"0"	Enables SAS functionality Mib name: sipSASEnable INI Name: ENABLESAS Profile name: SIP SAS Profile
Row Status	Enum: Active(1), NotInService(2),NotReady(3),CreateAndGo(4),CreateAndWait(5),Destroy(6)	NA	"1"	Row-Status Textual Conventions as defined in RFC 2579: Textual Conventions for SMIv2 Mib name: sasRegistrationManipulationRowStatus Profile name: SIP Survivability Profile
Local SIP UDP Port	Integer 1-65534	Instant	"5080"	Local SAS SIP port used for signaling over UDP Mib name: sipSASLocalSIPUdpPort INI Name: SASLOCALSIPUDPPORT Profile name: SIP SAS Profile
Remove From Right	Integer 0-30	Instant	"0"	Mib name: sasRegistrationManipulationRemoveFromRight INI Name: SASREGISTRATIONMANIPULATION_REMOVEFROMRIGHT Profile name: SIP Survivability Profile

Parameter Name	Type	Provisioning Type	Default Value	Description
Default Gateway IP	String Up to 49 chars.	Instant	"0.0.0.0"	SIP SAS default IP address for incoming requests in emergency mode Mib name: sipSASDefaultGatewayIP INI Name: SASDEFAULTGATEWAYIP Profile name: SIP SAS Profile
Leave From Right	Integer 0-30	Instant	"0"	Mib name: sasRegistrationManipulationLeaveFromRight INI Name: SASREGISTRATIONMANIPULATION_LEAVEFROMRIGHT Profile name: SIP Survivability Profile
Local SIP TLS Port	Integer 1-65534	Instant	"5081"	Local SAS SIP port used for signaling over TLS Mib name: sipSASLocalSIPtIsPort INI Name: SASLOCALSIPTLSPORT Profile name: SIP SAS Profile
Registration Time	Integer 0-2000000	Instant	"20"	SAS will send this value in expires header while working in emergency mode Mib name: sipSASRegistrationTime INI Name: SASREGISTRATIONTIME Profile name: SIP SAS Profile
Local SIP TCP Port	Integer 1-65534	Instant	"5080"	Local SAS SIP port used for signaling over TCP Mib name: sipSASLocalSIPtcpPort INI Name: SASLOCALSIPTCPPORT Profile name: SIP SAS Profile

Parameter Name	Type	Provisioning Type	Default Value	Description
Proxy Set	Integer 0-5	Instant	"0"	Proxy Set Id for SAS Mib name: sipSASProxySet INI Name: SASPROXYSET Profile name: SIP SAS Profile
Redundant Proxy Set	Integer -1-5	Instant	"-1"	Proxy Set Id for Redundant SAS Mib name: sipSASRedundantProxy Set INI Name: REDUNDANTSASPROXYSET Profile name: SIP SAS Profile
Binding Mode	Enum: URI(0), UserPartOnly(1)	Instant	"0"	Defines the SAS database binding mode: 0 - URI dependant {@}1 - according to user part Mib name: sipSASBindingMode INI Name: SASBINDINGMODE Profile name: SIP SAS Profile
Survivability Mode	Enum: Standard(0), AlwaysEmergency(1), IgnoreRegister(2), AutoAnswerRegister(3), UseRoutingTableOnlyInNormalMode(4)	Instant	"0"	Defines the SAS working mode: 0 ? Standard Mode (working with configured proxy set){@}1 ? Always emergency mode (working without proxy){@}2 ? Ignore REGISTER in normal mode {@}3 ? Auto-answer REGISTER (do not forward to proxy){@}4 ? Use Routing Table only in normal mode (before forward to proxy) Mib name: sipSASSurvivabilityMode INI Name: SASSURVIVABILITYMODE Profile name: SIP SAS Profile

Parameter Name	Type	Provisioning Type	Default Value	Description
Enable ENUM	Enum: Disable(0), Enable(1)	Instant	"0"	Enables SAS to perform ENUM query when receiving INVITE messages in emergency mode Mib name: sipSASEnableENUM INI Name: SASENABLEENUM Profile name: SIP SAS Profile
Enable Record Route	Enum: Disable(0), Enable(1)	Instant	"0"	Enables SAS to add record-Route header to requests Mib name: sipSASEnableRecordRoute INI Name: SASENABLERECORDROUTE Profile name: SIP SAS Profile
SAS Block UnRegistered Users	Enum: unblock(0), block(1)	Instant	"0"	Enables SAS to reject dialog-establishment requests from un-registered users Mib name: sipSASBlockUnRegUsers INI Name: SASBLOCKUNREGUSERS Profile name: SIP SAS Profile
Connection Reuse	Enum: Disable(0), Enable(1)	Instant	"1"	Re-using TCP/TLS connection in SAS application. Mib name: sipSASConnectionReuse INI Name: SASCONNECTIONREUSE Profile name: SIP SAS Profile

Parameter Name	Type	Provisioning Type	Default Value	Description
Entering Emergency Mode	Enum: optionsOnly(0), optionsInviteRegister(1)	Instant	"0"	Defines which methods cause SAS to enter EMERGENCY mode. (0)-OPTIONS only, (1)-OPTIONS/INVITE/REGISTER Mib name: sipSASEnteringEmergencyMode INI Name: SASENTERINGEMERGENCYMODE Profile name: SIP SAS Profile

2.28 Frame: SBC Manipulations Provisioning

2.28.1 Tab: Inbound

Frame: SBC Manipulations Provisioning, Tab: Inbound

Parameter Name	Type	Provisioning Type	Default Value	Description
Index	Integer 0-500	Read-Only	"0"	Mib name: sbciP2IPInboundManipulationIndex INI Name: IPINBOUNDMANIPULATION_INDEX Profile name: SIP SBC Inbound Manipulation Profile
Manipulation Name	String Up to 20 chars.	Instant	""	Manipulation Name Mib name: sbciP2IPInboundManipulationManipulationName INI Name: IPINBOUNDMANIPULATION_MANIPULATIONNAME Profile name: SIP SBC Inbound Manipulation Profile

Parameter Name	Type	Provisioning Type	Default Value	Description
Row Status	Enum: Active(1), NotInService(2),NotReady(3), CreateAndGo(4),CreateAndWait(5), Destroy(6)	NA	"3"	Row-Status Textual Conventions as defined in RFC 2579: Textual Conventions for SMIv2 Mib name: sbcIP2IPInboundManipulationRowStatus Profile name: SIP SBC Inbound Manipulation Profile
Is Additional Manipulation	Enum: No(0), Yes(1)	Instant	"0"	Mib name: sbcIP2IPInboundManipulationIsAdditionalManipulation INI Name: IPINBOUNDMANIPULATION_ISADDITIONALMANIPULATION Profile name: SIP SBC Inbound Manipulation Profile
Manipulated URI	Enum: No(0), Yes(1)	Instant	"0"	Mib name: sbcIP2IPInboundManipulationManipulatedURI INI Name: IPINBOUNDMANIPULATION_MANIPULATEDURI Profile name: SIP SBC Inbound Manipulation Profile
Source IP Group ID	Integer -1-31	Instant	"-1"	Mib name: sbcIP2IPInboundManipulationSrcIPGroupID INI Name: IPINBOUNDMANIPULATION_SRCIPGROUPID Profile name: SIP SBC Inbound Manipulation Profile
Source Username Prefix	String Up to 50 chars.	Instant	""	Mib name: sbcIP2IPInboundManipulationSrcUsernamePrefix INI Name: IPINBOUNDMANIPULATION_SRCUSERNAMEPREFIX Profile name: SIP SBC Inbound Manipulation Profile

Parameter Name	Type	Provisioning Type	Default Value	Description
Source Host	String Up to 49 chars.	Instant	""	Mib name: sbclP2IPInboundManipulationSrcHost INI Name: IPINBOUNDMANIPULATION_SRCHOST Profile name: SIP SBC Inbound Manipulation Profile
Dest Username Prefix	String Up to 50 chars.	Instant	""	Mib name: sbclP2IPInboundManipulationDestUsernamePrefix INI Name: IPINBOUNDMANIPULATION_DESTUSERNAMEPREFIX Profile name: SIP SBC Inbound Manipulation Profile
Dest Host	String Up to 49 chars.	Instant	""	Mib name: sbclP2IPInboundManipulationDestHost INI Name: IPINBOUNDMANIPULATION_DESTHOST Profile name: SIP SBC Inbound Manipulation Profile
Remove From Left	Integer 0-50	Instant	"0"	Mib name: sbclP2IPInboundManipulationRemoveFromLeft INI Name: IPINBOUNDMANIPULATION_REMOVEFROMLEFT Profile name: SIP SBC Inbound Manipulation Profile
Remove From Right	Integer 0-50	Instant	"0"	Mib name: sbclP2IPInboundManipulationRemoveFromRight INI Name: IPINBOUNDMANIPULATION_REMOVEFROMRIGHT Profile name: SIP SBC Inbound Manipulation Profile

Parameter Name	Type	Provisioning Type	Default Value	Description
Leave From Right	Integer 0-255	Instant	"0"	Mib name: sbclP2IPInboundManipulationLeaveFromRight INI Name: IPINBOUNDMANIPULATION_LEAVEFROMRIGHT Profile name: SIP SBC Inbound Manipulation Profile
Prefix To Add	String Up to 49 chars.	Instant	""	Mib name: sbclP2IPInboundManipulationPrefix2Add INI Name: IPINBOUNDMANIPULATION_PREFIX2ADD Profile name: SIP SBC Inbound Manipulation Profile
Suffix To Add	String Up to 49 chars.	Instant	""	Mib name: sbclP2IPInboundManipulationSuffix2Add INI Name: IPINBOUNDMANIPULATION_SUFFIX2ADD Profile name: SIP SBC Inbound Manipulation Profile
Request Type	Enum: all(0), invite(1),register(2),subscribe(3),inviteAndRegister(4),inviteAndSubscribe(5)	Instant	"0"	Mib name: sbclP2IPInboundManipulationRequestType INI Name: IPINBOUNDMANIPULATION_REQUESTTYPE Profile name: SIP SBC Inbound Manipulation Profile

2.28.2 Tab: Outbound

Frame: SBC Manipulations Provisioning, Tab: Outbound

Parameter Name	Type	Provisioning Type	Default Value	Description
Index	Integer 0-500	Read-Only	"0"	Mib name: sbclP2IPOutboundManipulationIndex INI Name: IPOUTBOUNDMANIPULATION_INDEX Profile name: SIP SBC Outbound Manipulation Profile
Manipulation Name	String Up to 20 chars.	Instant	""	Manipulation Name Mib name: sbclP2IPOutboundManipulationManipulationName INI Name: IPOUTBOUNDMANIPULATION_MANIPULATIONNAME Profile name: SIP SBC Outbound Manipulation Profile
Row Status	Enum: Active(1), NotInService(2),NotReady(3),CreateAndGo(4),CreateAndWait(5),Destroy(6)	NA	"3"	Row-Status Textual Conventions as defined in RFC 2579: Textual Conventions for SMIv2 Mib name: sbclP2IPOutboundManipulationRowStatus Profile name: SIP SBC Outbound Manipulation Profile
Is Additional Manipulation	Enum: No(0), Yes(1)	Instant	"0"	Mib name: sbclP2IPOutboundManipulationIsAdditionalManipulation INI Name: IPOUTBOUNDMANIPULATION_ISADDITIONALMANIPULATION Profile name: SIP SBC Outbound Manipulation Profile

Parameter Name	Type	Provisioning Type	Default Value	Description
Manipulated URI	Enum: sourceURI(0), destinationURI(1),callingName(2)	Instant	"0"	Mib name: sbclP2IPOutboundManipulationManipulatedURI INI Name: IOUTPUTBOUNDMANIPULATION_MANIPULATEDURI Profile name: SIP SBC Outbound Manipulation Profile
Source IP Group ID	Integer -1-31	Instant	"-1"	Mib name: sbclP2IPOutboundManipulationSrcIPGroupID INI Name: IOUTPUTBOUNDMANIPULATION_SRCIPGROUPID Profile name: SIP SBC Outbound Manipulation Profile
Dest IP Group ID	Integer -1-31	Instant	"-1"	Mib name: sbclP2IPOutboundManipulationDestIPGroupID INI Name: IOUTPUTBOUNDMANIPULATION_DESTIPGROUPID Profile name: SIP SBC Outbound Manipulation Profile
Source Username Prefix	String Up to 50 chars.	Instant	""	Mib name: sbclP2IPOutboundManipulationSrcUsernamePrefix INI Name: IOUTPUTBOUNDMANIPULATION_SRCUSERNAMEPREFIX Profile name: SIP SBC Outbound Manipulation Profile
Source Host	String Up to 49 chars.	Instant	""	Mib name: sbclP2IPOutboundManipulationSrcHost INI Name: IOUTPUTBOUNDMANIPULATION_SRCHOST Profile name: SIP SBC Outbound Manipulation Profile

Parameter Name	Type	Provisioning Type	Default Value	Description
Dest Username Prefix	String Up to 50 chars.	Instant	""	Mib name: sbclP2IPOutboundManipulationDestUsernamePrefix INI Name: IPOUTBOUNDMANIPULATION_DESTUSERNAMEPREFIX Profile name: SIP SBC Outbound Manipulation Profile
Dest Host	String Up to 49 chars.	Instant	""	Mib name: sbclP2IPOutboundManipulationDestHost INI Name: IPOUTBOUNDMANIPULATION_DESTHOST Profile name: SIP SBC Outbound Manipulation Profile
Remove From Left	Integer 0-50	Instant	"0"	Mib name: sbclP2IPOutboundManipulationRemoveFromLeft INI Name: IPOUTBOUNDMANIPULATION_REMOVEFROMLEFT Profile name: SIP SBC Outbound Manipulation Profile
Remove From Right	Integer 0-50	Instant	"0"	Mib name: sbclP2IPOutboundManipulationRemoveFromRight INI Name: IPOUTBOUNDMANIPULATION_REMOVEFROMRIGHT Profile name: SIP SBC Outbound Manipulation Profile
Leave From Right	Integer 0-255	Instant	"0"	Mib name: sbclP2IPOutboundManipulationLeaveFromRight INI Name: IPOUTBOUNDMANIPULATION_LEAVEFROMRIGHT Profile name: SIP SBC Outbound Manipulation Profile

Parameter Name	Type	Provisioning Type	Default Value	Description
Prefix To Add	String Up to 49 chars.	Instant	""	Mib name: sbclP2IPOutboundManipulationPrefix2Add INI Name: IOUTPUTBOUNDMANIPULATION_PREFIX2ADD Profile name: SIP SBC Outbound Manipulation Profile
Suffix To Add	String Up to 49 chars.	Instant	""	Mib name: sbclP2IPOutboundManipulationSuffix2Add INI Name: IOUTPUTBOUNDMANIPULATION_SUFFIX2ADD Profile name: SIP SBC Outbound Manipulation Profile
Request Type	Enum: all(0), invite(1),register(2),subscribe(3), inviteAndRegister(4),inviteAndSubscribe(5)	Instant	"0"	Mib name: sbclP2IPOutboundManipulationRequestType INI Name: IOUTPUTBOUNDMANIPULATION_REQUESTTYPE Profile name: SIP SBC Outbound Manipulation Profile
Re Route IP Group ID	Integer -1-32	Instant	"-1"	ReRoute IP Group ID;The ip group id of redirect/refer initiator. Mib name: sbclP2IPOutboundManipulationReRouteIPGroupID INI Name: IOUTPUTBOUNDMANIPULATION_REROUTEIPGROUPID Profile name: SIP SBC Outbound Manipulation Profile
Trigger	Enum: TriggerAny(0), Trigger3xx(1),TriggerREFER(2), Trigger3xxOrREFER(3),TriggerInitialOnly(4)	Instant	"0"	Call Trigger. Mib name: sbclP2IPOutboundManipulationTrigger INI Name: IOUTPUTBOUNDMANIPULATION_TRIGGER Profile name: SIP SBC Outbound Manipulation Profile

Parameter Name	Type	Provisioning Type	Default Value	Description
Message Condition	rowPointer	Instant	"-1"	Message Condition Mib name: sbcIP2IPOutboundManipulationMessageCondition INI Name: IPOUTBOUNDMANIPULATION_MESSAGECONDITION Profile name: SIP SBC Outbound Manipulation Profile
Calling Name Prefix	String Up to 36 chars.	Instant	""	Calling Name Prefix Mib name: sbcIP2IPOutboundManipulationCallingNamePrefix INI Name: IPOUTBOUNDMANIPULATION_CALLINGNAMEPREFIX Profile name: SIP SBC Outbound Manipulation Profile

2.28.3 Tab: Message

Frame: SBC Manipulations Provisioning, Tab: Message

Parameter Name	Type	Provisioning Type	Default Value	Description
Index	Integer 0-500	Read-Only	"0"	Mib name: sbcMessageManipulationsIndex INI Name: MESSAGEMANIPULATIONS_INDEX Profile name: SIP SBC Message Manipulations Profile
Manipulation Name	String Up to 20 chars.	Instant	""	Manipulation Name Mib name: sbcMessageManipulationsManipulationName INI Name: MESSAGEMANIPULATIONS_MANIPULATIONNAME Profile name: SIP SBC Message Manipulations Profile

Parameter Name	Type	Provisioning Type	Default Value	Description
Row Status	Enum: Active(1), NotInService(2),NotReady(3), CreateAndGo(4),CreateAndWait(5),Destroy(6)	NA	"3"	Row-Status Textual Conventions as defined in RFC 2579: Textual Conventions for SMIv2 Mib name: sbcMessageManipulationsRowStatus Profile name: SIP SBC Message Manipulations Profile
Manipulation Set ID	Integer 0-20	Instant	"0"	Manipulation Set ID. Mib name: sbcMessageManipulationsManipulationSetID INI Name: MESSAGEMANIPULATIONS_MANSETID Profile name: SIP SBC Message Manipulations Profile
Message Type	String Up to 49 chars.	Instant	""	Message type. Mib name: sbcMessageManipulationsMessageType INI Name: MESSAGEMANIPULATIONS_MESSAGETYPE Profile name: SIP SBC Message Manipulations Profile
Condition	String Up to 199 chars.	Instant	""	Message manipulation Condition. Mib name: sbcMessageManipulationsCondition INI Name: MESSAGEMANIPULATIONS_CONDITION Profile name: SIP SBC Message Manipulations Profile
Action Subject	String Up to 99 chars.	Instant	""	Message manipulation Action Subject. Mib name: sbcMessageManipulationsActionSubject INI Name: MESSAGEMANIPULATIONS_ACTIONSUBJECT Profile name: SIP SBC Message Manipulations Profile

Parameter Name	Type	Provisioning Type	Default Value	Description
Action Type	Enum: add(0), remove(1),modify(2),addPrefix(3),addSuffix(4),removeSuffix(5),removePrefix(6),normalize(7)	Instant	"0"	Message manipulation Action type. Mib name: sbcMessageManipulationsActionType INI Name: MESSAGEMANIPULATIONS_ACTIONTYPE Profile name: SIP SBC Message Manipulations Profile
Action Value	String Up to 199 chars.	Instant	""	Message manipulation Action value. Mib name: sbcMessageManipulationsActionValue INI Name: MESSAGEMANIPULATIONS_ACTIONVALUE Profile name: SIP SBC Message Manipulations Profile
Row Role	Enum: matchAndAction(0), actionOnly(1)	Instant	"0"	Message manipulation row rule. Mib name: sbcMessageManipulationsRowRole INI Name: MESSAGEMANIPULATIONS_ROWROLE Profile name: SIP SBC Message Manipulations Profile

2.29 Frame: SBC Provisioning

2.29.1 Tab: General Settings

Frame: SBC Provisioning, Tab: General Settings

Parameter Name	Type	Provisioning Type	Default Value	Description
Enable CRP Application	Enum: disable(0), enable(1)	Offline	"0"	Enables CRP functionality Mib name: crpEnableCRPApplication INI Name: ENABLECRPAPPLICATION Profile name: SIP SBC Profile
Enable ISBC Application	Enum: disable(0), enable(1)	Offline	"0"	Enables SBC functionality Mib name: sbcEnableISBCApplication INI Name: ENABLESBCAPPLICATION Profile name: SIP SBC Profile
Enable IP2IP Application	Enum: disable(0), enable(1)	Offline	"0"	Enables IP2IP functionality Mib name: sbcEnableIP2IPApplication INI Name: ENABLEIP2IPAPPLICATION Profile name: SIP SBC Profile
sbc Registration Time	Integer 0-2000000	Instant	"0"	Expires value SBC responds to user with. Used when server is offline or when the user is behind NAT. Otherwise expires is defined by the server. Mib name: sbcRegistrationTime INI Name: SBCREGISTRATIONTIME Profile name: SIP SBC Profile
SBC Alert Timeout	Integer 0-3600	Instant	"600"	Maximal time to wait for connect in SBC (seconds) Mib name: sbcAlertTimeout INI Name: SBCALERTTIMEOUT Profile name: SIP SBC Profile

Parameter Name	Type	Provisioning Type	Default Value	Description
SBC Max Forwards Limit	Integer 1-70	Instant	"10"	Limit the value of the Max-Forwards header. If the header's value is equal or smaller than the parameter's value the header's value will stay as is. {@}If the header's value is bigger then the parameter's value the header's value will be set to the parameter's value. Mib name: sbcMaxForwardsLimit INI Name: SBCMAXFORWARDSLIMIT Profile name: SIP SBC Profile
GRUU Mode	Enum: None(0), AsProxy(1),TemporaryOnly(2),PublicOnly(3),Both(4)	Instant	"1"	SBC GRUU Behavior 0 - None. No GRUU is supplied to users. {@}1 - As Proxy. Supply same types of GRUU as Proxy does. {@}2 - Temporary only. Supply only temporary GRUU to users. {@}3 - Public only. Supply only public GRUU to users. {@}4 - Both. Supply temporary and public GRUU to users. Mib name: sbcGruuMode INI Name: SBCGRUUMODE Profile name: SIP SBC Profile
SBC Min Session Expired	Integer 90-1000000	Instant	"90"	The minimum amount of time that can occur between session refresh requests in a dialog before the session will be considered timed out. Mib name: sbcMinSE INI Name: SBCMINSE Profile name: SIP SBC Profile
Coders In Extension Mode	Enum: DoesntIncludeExtensions(0), IncludeExtensions(1)	Instant	"0"	Defines the coders combination in the outgoing message. 0 - doesn't include extensions (default). Extended coders will be added at the end. {@}1- Include extensions Mib name: sbcCodersInExtensionMode INI Name: SBCPREFERENCESEXTENSIONMODE Profile name: SIP SBC Profile

Parameter Name	Type	Provisioning Type	Default Value	Description
Serv Auth Nonce Duration	Integer 30-600	Instant	"300"	Lifetime of the nonce in seconds. Mib name: sbcServAuthNonceDuration INI Name: AUTHNONCEDURATION Profile name: SIP SBC Profile
Serv Auth Challenge Method	Integer 0-1	Instant	"0"	Set to 0 to use a www-authenticate header or 1 to send a proxy-authenticate header in the message Mib name: sbcServAuthChallengeMethod INI Name: AUTHCHALLENGEMETHOD Profile name: SIP SBC Profile
Serv Auth Qop	Integer 0-3	Instant	"2"	Set to 0 to offer auth, 1 to offer auth-int or 2 to offer auth, auth-int, or 3 to not offer any QOP Mib name: sbcServAuthQop INI Name: AUTHQOP Profile name: SIP SBC Profile
Extensions Provisioning Mode	Enum: disable(0), enable(1)	Instant	"0"	Indicates how the registration database is provisioned (0) - use register request (1) - broadsoft automatic mode Mib name: sbcExtensionsProvisioningMode INI Name: SBCEXTENSIONSPROVISIONINGMODE Profile name: SIP SBC Profile
Release Ack On Bye Ack	Enum: disable(0), enable(1)	Instant	"0"	Allows the media to remain active upon receipt of a 401/407 response by sending a releaseNackEvent, rather than releaseEvent. Useful for SIP endpoints that support authentication. Mib name: sbcReleaseAckOnByeAck INI Name: SBCENABLEBYEAUTHENTICATION Profile name: SIP SBC Profile

Parameter Name	Type	Provisioning Type	Default Value	Description
Forking Handling Mode	Enum: LatchOnFirst(0), Sequential(1)	Instant	"0"	Decides the handling method to 18X response to forking. The parameter only affects the SBC behavior. Mib name: sbcForkingHandlingMode INI Name: SBCFORKINGHANDLINGMODE Profile name: SIP SBC Profile
Session Expires Time	Integer 90-86400	Instant	"180"	SBC session refresh timer for requests in a dialog. Mib name: sbcSessionExpiresTime INI Name: SBCSESSIONEXPIRES Profile name: SIP SBC Profile
Fax Detection Timeout	Integer 0-30	Instant	"10"	Maximum time for Fax Detection on SBC(seconds) Mib name: sbcExtFaxDetectionTimeout INI Name: SBCFAXDETECTIONTIMEOUT Profile name: Not Profiled
Crp Survivability Mode	Enum: standardMode(0), alwaysEmergencyMode(1), autoAnswerRegister(2)	Instant	"0"	Defines the CRP functionality modes: (0)Normal, (1)Always Emergency, (2)Auto answer to registrations Mib name: sbcCrpSurvivabilityMode INI Name: CRPSURVIVABILITYMODE Profile name: Not Profiled
Dialog Info Interworking	Enum: disable(0), enable(1)	Instant	"0"	Changes the WAN call identifiers in the dialog-info body of NOTIFY messages to LAN call identifiers. 0 - Do not alter the dialog info body in a notify message. 1 - alter the dialog info body call tags Mib name: sbcDialogInfoInterworking INI Name: ENABLESBKDIALOGINFOINTERWORKING Profile name: Not Profiled
Diversion URI Type	Enum: transparent(0), sip(1),tel(2)	Instant	"0"	Which uri type to use for Diversion header in SBC Mib name: sbcExtDiversionURIType INI Name: SBCDIVERSIONURITYPE Profile name: Not Profiled

Parameter Name	Type	Provisioning Type	Default Value	Description
Shared Line Reg Mode	Enum: asConfigured(0), terminateSecondaryLines(1)	Instant	"0"	Define the registration handling mode in case of shared line manipulation. 0 - as configured, 1- terminate secondary lines Mib name: sbcSharedLineRegMode INI Name: SBCSHAREDLINEREGMODE Profile name: Not Profiled
Enforce Media Order	Enum: disable(0), enable(1)	Instant	"0"	enforces media order according to rfc 3264 Mib name: sbcExtEnforceMediaOrder INI Name: SBCENFORCEMEDIAORDER Profile name: Not Profiled
Shared Line Reg Mode	Enum: disable(0), enable(1)	Instant	"0"	Disable-SBC sends INVITE according to the Request-URI. Enabled-if the Request-URI is of specific contact, SBC sends the INVITE to all contacts under the parent AOR Mib name: sbcExtSharedLineRegMode INI Name: SBCSENDINVITETOALLCONTACTS Profile name: Not Profiled
User Registration Grace Time	Integer 0-300	Instant	"0"	SBC User Registration Grace Time Mib name: sbcUserRegistrationGraceTime INI Name: SBCUSERREGISTRATIONGRACETIME Profile name: Not Profiled

2.29.2 Tab: Admission Control

Frame: SBC Provisioning, Tab: Admission Control

Parameter Name	Type	Provisioning Type	Default Value	Description
Index	Integer 0-500	Read-Only	"0"	Mib name: sbcAdmissionControlIndex INI Name: SBCADMISSIONCONTROL_INDEX Profile name: SIP SBC Admission Control Profile
Name	String Up to 20 chars.	Instant	""	Admission Control Name Mib name: sbcAdmissionControlName INI Name: SBCADMISSIONCONTROL_ADMISSIONCONTROLNAME Profile name: SIP SBC Admission Control Profile
Row Status	Enum: Active(1), NotInService(2),NotReady(3),CreateAndGo(4),CreateAndWait(5),Destroy(6)	NA	"3"	Row-Status Textual Conventions as defined in RFC 2579: Textual Conventions for SMIv2 Mib name: sbcAdmissionControlRowStatus Profile name: SIP SBC Admission Control Profile
Limit Type	Enum: IpGroup(0), SRD(1)	Instant	"0"	Mib name: sbcAdmissionControlLimitType INI Name: SBCADMISSIONCONTROL_LIMITTYPE Profile name: SIP SBC Admission Control Profile
Ip Group ID	Integer -1-31	Instant	"-1"	Mib name: sbcAdmissionControlIpGroupID INI Name: SBCADMISSIONCONTROL_IPGROUPID Profile name: SIP SBC Admission Control Profile

Parameter Name	Type	Provisioning Type	Default Value	Description
Srd ID	Integer -1-4	Instant	"-1"	Mib name: sbcAdmissionControlSrdID INI Name: SBCADMISSIONCONTROL_ SRDID Profile name: SIP SBC Admission Control Profile
Request Type	Enum: All(0), Invite(1),Subscribe(2),Other(3)	Instant	"0"	Mib name: sbcAdmissionControlRequest Type INI Name: SBCADMISSIONCONTROL_ REQUESTTYPE Profile name: SIP SBC Admission Control Profile
Request Direction	Enum: Both(0), In(1),Out(2)	Instant	"0"	Mib name: sbcAdmissionControlRequest Direction INI Name: SBCADMISSIONCONTROL_ REQUESTDIRECTION Profile name: SIP SBC Admission Control Profile
Limit	Integer -1-2147483647	Instant	"-1"	Mib name: sbcAdmissionControlLimit INI Name: SBCADMISSIONCONTROL_ LIMIT Profile name: SIP SBC Admission Control Profile
Limit Per User	Integer -1-2147483647	Instant	"-1"	Mib name: sbcAdmissionControlLimitPer User INI Name: SBCADMISSIONCONTROL_ LIMITPERUSER Profile name: SIP SBC Admission Control Profile
Rate	Integer 0-2147483647	Instant	"0"	Mib name: sbcAdmissionControlRate INI Name: SBCADMISSIONCONTROL_ RATE Profile name: SIP SBC Admission Control Profile

Parameter Name	Type	Provisioning Type	Default Value	Description
Max Burst	Integer 0-2147483647	Instant	"0"	Mib name: sbcAdmissionControlMaxBurst INI Name: SBCADMISSIONCONTROL_MAXBURST Profile name: SIP SBC Admission Control Profile
Reservation	Integer 0-2147483647	Instant	"0"	Reservation Mib name: sbcAdmissionControlReservation INI Name: SBCADMISSIONCONTROL_RESERVATION Profile name: SIP SBC Admission Control Profile

2.29.3 Tab: SBC Registration

Frame: SBC Provisioning, Tab: SBC Registration

Parameter Name	Type	Provisioning Type	Default Value	Description
User Time	Integer 0-2000000	Instant	"0"	Expires value SBC responds to user with. Used when server is offline or when the user is behind NAT. Otherwise expires is defined by the server. When the parameter is set to 0, the SBC does not change the Expires value, received in the user's REGISTER request. Mib name: sbcRegistrationUserTime INI Name: SBCUSERREGISTRATIONTIME Profile name: SIP SBC Profile
Survivability Time	Integer 0-2000000	Instant	"0"	This parameter defines the duration of the periodic registrations between the user and the SBC, when the SBC is in survivability state (the REGISTER request cannot be forwarded to proxy, and is terminated by the SBC). When SBCSurvivabilityRegistrationTime is set to 0, the SBC will use the value of the parameter SBCUserRegistrationTime for the SBC response Mib name: sbcRegistrationSurvivabilityTime INI Name: SBCSURVIVABILITYREGISTRATIONTIME Profile name: SIP SBC Profile

Parameter Name	Type	Provisioning Type	Default Value	Description
Proxy Time	Integer 0-2000000	Instant	"0"	This parameter defines the duration (in seconds) in which the user is registered in the proxy DB, after the REGISTER was forwarded by SBC. When the parameter is set to 0, the SBC will send the Expires value as received from user to the proxy. Mib name: sbcRegistrationProxyTime INI Name: SBCPROXYREGISTRATIONTIME Profile name: SIP SBC Profile

2.29.4 Tab: SBC Message Policy

Frame: SBC Provisioning, Tab: SBC Message Policy

Parameter Name	Type	Provisioning Type	Default Value	Description
Index	Integer 0-19	Read-Only	"0"	Mib name: sbcMessagePolicyIndex Profile name: SIP SBC Message Policy Profile
Row Status	Enum: Active(1), NotInService(2),NotReady(3),CreateAndGo(4),CreateAndWait(5),Destroy(6)	Instant	"3"	Row-Status Textual Conventions as defined in RFC 2579: Textual Conventions for SMIv2 Mib name: sbcMessagePolicyRowStatus Profile name: SIP SBC Message Policy Profile
Max Message Length	Integer -1-32768	Instant	"32768"	Message Policy Table Max Message Length Mib name: sbcMessagePolicyMaxMessageLength INI Name: MESSAGEPOLICY_MAXMESSAGELENGTH Profile name: SIP SBC Message Policy Profile
Max Header Length	Integer -1-512	Instant	"512"	Message Policy Table Max Header Length Mib name: sbcMessagePolicyMaxHeaderLength INI Name: MESSAGEPOLICY_MAXHEADERLENGTH Profile name: SIP SBC Message Policy Profile

Parameter Name	Type	Provisioning Type	Default Value	Description
Max Body Length	Integer -1-1024	Instant	"512"	Message Policy Table Max Body Length Mib name: sbcMessagePolicyMaxBodyLength INI Name: MESSAGEPOLICY_MAXBODYLENGTH Profile name: SIP SBC Message Policy Profile
Max Num Headers	Integer -1-32	Instant	"23"	Message Policy Table Max Num Headers Mib name: sbcMessagePolicyMaxNumHeaders INI Name: MESSAGEPOLICY_MAXNUMHEADERS Profile name: SIP SBC Message Policy Profile
Max Num Bodies	Integer -1-8	Instant	"8"	Message Policy Table Max Num Bodies Mib name: sbcMessagePolicyMaxNumBodies INI Name: MESSAGEPOLICY_MAXNUMBODIES Profile name: SIP SBC Message Policy Profile
Send Rejection	Enum: sipPolicyReject(0), sipPolicyDrop(1)	Instant	"0"	Message Policy Table Send Rejection Mib name: sbcMessagePolicySendRejection INI Name: MESSAGEPOLICY_SENDREREJECTION Profile name: SIP SBC Message Policy Profile
Method List Type	Enum: sipPolicyBlacklist(0), sipPolicyWhitelist(1)	Instant	"1"	Message Policy Table Method List Mib name: sbcMessagePolicyMethodListType INI Name: MESSAGEPOLICY_METHODLISTTYPE Profile name: SIP SBC Message Policy Profile

Parameter Name	Type	Provisioning Type	Default Value	Description
Method List	String Up to 255 chars.	Instant	""	Message Policy Table Method List Type Mib name: sbcMessagePolicyMethodList INI Name: MESSAGEPOLICY_METHODLIST Profile name: SIP SBC Message Policy Profile
Body List Type	Enum: sipPolicyBlacklist(0), sipPolicyWhitelist(1)	Instant	"1"	Message Policy Table Body List Type Mib name: sbcMessagePolicyBodyListType INI Name: MESSAGEPOLICY_BODYLISTTYPE Profile name: SIP SBC Message Policy Profile
Body List	String Up to 255 chars.	Instant	""	Message Policy Table Body List Mib name: sbcMessagePolicyBodyList INI Name: MESSAGEPOLICY_BODYLIST Profile name: SIP SBC Message Policy Profile

2.30 Frame: SBC Routing Provisioning

2.30.1 Tab: Classification Table

Frame: SBC Routing Provisioning, Tab: Classification Table

Parameter Name	Type	Provisioning Type	Default Value	Description
Index	Integer 0-500	Read-Only	"0"	Mib name: sbcClassificationIndex INI Name: CLASSIFICATION_INDEX Profile name: SIP SBC Classification Profile
Classification Name	String Up to 20 chars.	Instant	""	Classification Name Mib name: sbcClassificationClassificationName INI Name: CLASSIFICATION_CLASSIFICATIONNAME Profile name: SIP SBC Classification Profile
Row Status	Enum: Active(1), NotInService(2),NotReady(3),Create AndGo(4),CreateAndWait(5),Destro y(6)	NA	"3"	Row-Status Textual Conventions as defined in RFC 2579: Textual Conventions for SMIv2 Mib name: sbcClassificationRowSta tus Profile name: SIP SBC Classification Profile
Source IP Group ID	Integer -1-31	Instant	"-1"	Source IP group ID. Mib name: sbcClassificationSrcIPGr oupId INI Name: CLASSIFICATION_SRC IPGROUPID Profile name: SIP SBC Classification Profile
Source SRD ID	Integer -1-4	Instant	"-1"	Source SRD ID. Mib name: sbcClassificationSrcSR DId INI Name: CLASSIFICATION_SRC SRDID Profile name: SIP SBC Classification Profile

Parameter Name	Type	Provisioning Type	Default Value	Description
Source Address	String Up to 70 chars.	Instant	""	Source address. Mib name: sbcClassificationSrcAddress INI Name: CLASSIFICATION_SRC ADDRESS Profile name: SIP SBC Classification Profile
Source Username Prefix	String Up to 50 chars.	Instant	""	Source username prefix. Mib name: sbcClassificationSrcUsernamePrefix INI Name: CLASSIFICATION_SRC USERNAMEPREFIX Profile name: SIP SBC Classification Profile
Source Host	String Up to 49 chars.	Instant	""	Source host. Mib name: sbcClassificationSrcHost INI Name: CLASSIFICATION_SRC HOST Profile name: SIP SBC Classification Profile
Destination Username Prefix	String Up to 50 chars.	Instant	""	Destination username prefix. Mib name: sbcClassificationDestUsernamePrefix INI Name: CLASSIFICATION_DEST USERNAMEPREFIX Profile name: SIP SBC Classification Profile
Destination Host	String Up to 49 chars.	Instant	""	Destination host. Mib name: sbcClassificationDestHost INI Name: CLASSIFICATION_DEST THOST Profile name: SIP SBC Classification Profile

Parameter Name	Type	Provisioning Type	Default Value	Description
Message Condition	rowPointer	Instant	"-1"	Message Condition Mib name: sbcClassificationMessageCondition INI Name: CLASSIFICATION_MESSAGECONDITION Profile name: SIP SBC Classification Profile

2.30.2 Tab: IP to IP Routing

Frame: SBC Routing Provisioning, Tab: IP to IP Routing

Parameter Name	Type	Provisioning Type	Default Value	Description
Index	Integer 0-999	Read-Only	"0"	Mib name: sbcRoutingIndex INI Name: IP2IPROUTING_INDEX Profile name: SIP SBC IP to IP Profile
Row Status	Enum: Active(1), NotInService(2),NotReady(3),CreateAndGo(4),CreateAndWait(5),Destroy(6)	NA	"3"	Row-Status Textual Conventions as defined in RFC 2579: Textual Conventions for SMIv2 Mib name: sbcRoutingRowStatus Profile name: SIP SBC IP to IP Profile
Source IP Group ID	Integer -1-31	Instant	"-1"	Source IP group ID. Mib name: sbcRoutingSrcIPGroupID INI Name: IP2IPROUTING_SRCIPGROUPID Profile name: SIP SBC IP to IP Profile

Parameter Name	Type	Provisioning Type	Default Value	Description
Source Username Prefix	String Up to 50 chars.	Instant	""	Source username prefix. Mib name: sbcRoutingSrcUsernamePrefix INI Name: IP2IPROUTING_SRCUSERNAMEPREFIX Profile name: SIP SBC IP to IP Profile
Source Host	String Up to 49 chars.	Instant	""	Source host. Mib name: sbcRoutingSrcHost INI Name: IP2IPROUTING_SRC_HOST Profile name: SIP SBC IP to IP Profile
Destination Username Prefix	String Up to 50 chars.	Instant	""	Destination username prefix. Mib name: sbcRoutingDestUsernamePrefix INI Name: IP2IPROUTING_DESTUSERNAMEPREFIX Profile name: SIP SBC IP to IP Profile
Destination Host	String Up to 49 chars.	Instant	""	Destination host. Mib name: sbcRoutingDestHost INI Name: IP2IPROUTING_DEST_HOST Profile name: SIP SBC IP to IP Profile
Destination Type	Enum: ipGroup(0), dest(1),requestURI(2),enumTranslate(3)	Instant	"0"	Destination type. Mib name: sbcRoutingDestType INI Name: IP2IPROUTING_DESTTYPE Profile name: SIP SBC IP to IP Profile

Parameter Name	Type	Provisioning Type	Default Value	Description
Destination IP Group ID	Integer -2-31	Instant	"-1"	Destination IP group ID. Mib name: sbcRoutingDestIPGroupId INI Name: IP2IPROUTING_DESTIPGROUPID Profile name: SIP SBC IP to IP Profile
Destination SRD ID	Integer -1-4	Instant	"-1"	Destination SRD ID. Mib name: sbcRoutingDestSRDID INI Name: IP2IPROUTING_DESTSRDID Profile name: SIP SBC IP to IP Profile
Destination Address	String Up to 70 chars.	Instant	""	Destination Address. Mib name: sbcRoutingDestAddress INI Name: IP2IPROUTING_DESTADDRESS Profile name: SIP SBC IP to IP Profile
Destination Port	Integer 0-65534	Instant	"0"	Destination Port number. Mib name: sbcRoutingDestPort INI Name: IP2IPROUTING_DESTPORT Profile name: SIP SBC IP to IP Profile
Destination Transport Type	Enum: notConfigured(-1), udp(0),tcp(1),tls(2)	Instant	"-1"	Destination transport type. Mib name: sbcRoutingDestTransportType INI Name: IP2IPROUTING_DESTTRANSPORTTYPE Profile name: SIP SBC IP to IP Profile

Parameter Name	Type	Provisioning Type	Default Value	Description
Alt Route Options	Enum: routeRow(0), ignoreInputs(1),considerInputs(2)	Instant	"0"	Alternative Route Options. Mib name: sbcRoutingAltRouteOptions INI Name: IP2IPROUTING_ALTROUTEOPTIONS Profile name: SIP SBC IP to IP Profile
Request Type	Enum: all(0), invite(1),register(2),subscribe(3),inviteAndRegister(4),inviteAndSubscribe(5),options(6)	Instant	"0"	Request Type Mib name: sbcRoutingRequestType INI Name: IP2IPROUTING_REQUESTTYPE Profile name: SIP SBC IP to IP Profile
Cost Group	rowPointer	Instant	"-1"	sbc Routing cost group. This is a pointer to the CostGroup in the costGroupName Mib name: sbcRoutingCostGroupName INI Name: IP2IPROUTING_COSTGROUP Profile name: SIP SBC IP to IP Profile
Message Condition	rowPointer	Instant	"-1"	Message Condition. This is a pointer to the sbcConditionIndex Mib name: sbcRoutingMessageCondition INI Name: IP2IPROUTING_MESSAGECONDITION Profile name: SIP SBC IP to IP Profile

Parameter Name	Type	Provisioning Type	Default Value	Description
Re Route IP Group ID	Integer -1-32	Instant	"-1"	The ip group id of redirect/refer initiator. Mib name: sbcRoutingReRouteIPGroupID INI Name: IP2IPROUTING_REROUTEIPGROUPID Profile name: SIP SBC IP to IP Profile
Trigger	Enum: TriggerAny(0), Trigger3xx(1),TriggerREFER(2),Trigger3xxOrREFER(3),TriggerInitialonly(4)	Instant	"0"	Call Trigger. Mib name: sbcRoutingTrigger INI Name: IP2IPROUTING_TRIGGER Profile name: SIP SBC IP to IP Profile
Route Name	String Up to 20 chars.	Instant	""	Route Name Mib name: sbcRoutingRouteName INI Name: IP2IPROUTING_ROUTE_NAME Profile name: SIP SBC IP to IP Profile
Group Policy	Enum: none(0), forking(1)	Instant	"0"	Group Policy Mib name: sbcRoutingGroupPolicy INI Name: IP2IPROUTING_GROUP_POLICY Profile name: SIP SBC IP to IP Profile

2.30.3 Tab: Alternative Routing Reasons

Frame: SBC Routing Provisioning, Tab: Alternative Routing Reasons

Parameter Name	Type	Provisioning Type	Default Value	Description
Index	Integer 0-4	Read-Only	"0"	Mib name: sbcAlternativeRoutingReasonsIndex INI Name: SBCALTERNATIVEROUTINGREASONS_INDEX Profile name: SIP SBC Alternative Routing Reasons Profile
Row Status	Enum: Active(1), NotInService(2),NotReady(3), CreateAndGo(4),CreateAndWait(5),Destroy(6)	NA	"3"	Row-Status Textual Conventions as defined in RFC 2579: Textual Conventions for SMIv2 Mib name: sbcAlternativeRoutingReasonsRowStatus Profile name: SIP SBC Alternative Routing Reasons Profile

Parameter Name	Type	Provisioning Type	Default Value	Description
Release Cause	Enum: WildCard4xx(4), WildCardFivexx(5),WildCardSixxx(6),BadRequest(400),Unauthorized(401),PaymentRequired(402),Forbidden(403),NotFound(404),MethodNotAllowed(405),RequestNotAcceptable(406),AuthenticationRequired(407),RequestTimeout(408),Conflict(409),Gone(410),RequestTooLarge(413),RequestURITooLong(414),UnsupportedMedia(415),BadExtension(420),ExtensionRequired(421),SessionIntervalTooSmall(423),Unavailable(480),TransactionDoesNotExist(481),LoopDetected(482),TooManyHops(483),AddressIncomplete(484),Ambiguous(485),Busy(486),RequestTerminated(487),NotAcceptableHere(488),RequestPending(491),Undecipherable(493),InternalError(500),NotImplemented(501),BadGateway(502),ServiceUnavailable(503),ServerTimeout(504),VersionNotSupported(505),MessageTooLarge(513),BusyEverywhere(600),Decline(603),DoesNotExistAnywhere(604),SDPNotAcceptable(606),IPProfileCallLimit(805),MediaLimitsExceeded(806)	Instant	"0"	Release Cause Mib name: sbcAlternativeRoutingReasonsReleaseCause INI Name: SBCALTERNATIVEROUTINGREASONS_RELEASECAUSE Profile name: SIP SBC Alternative Routing Reasons Profile

2.30.4 Tab: Condition Table

Frame: SBC Routing Provisioning, Tab: Condition Table

Parameter Name	Type	Provisioning Type	Default Value	Description
Index	Integer 0-19	Read-Only	"0"	Mib name: sbcConditionIndex Profile name: SIP SBC Routing Condition Profile
Row Status	Enum: Active(1), NotInService(2),NotReady(3), CreateAndGo(4),CreateAndWait(5),Destroy(6)	NA	"3"	Row-Status Textual Conventions as defined in RFC 2579: Textual Conventions for SMIPv2 Mib name: sbcConditionRow Status Profile name: SIP SBC Routing Condition Profile
Rule	String Up to 298 chars.	Instant	""	Each condition is a Boolean expression, up to 298 characters in length. Mib name: sbcConditionRule INI Name: CONDITIONTABLE_CONDITION Profile name: SIP SBC Routing Condition Profile

2.31 Frame: SIP Allowed Audio Coder Provisioning

2.31.1 Tab: General Settings

Frame: SIP Allowed Audio Coder Provisioning, Tab: General Settings

Parameter Name	Type	Provisioning Type	Default Value	Description
Name	Enum: g7231(0), g711Alaw64k(1),g711Ulaw64k(2),g729(3),g726(5), g726r16(6),g726r24(7),g726r32(8),g726r40(9),net Coder8(10),netCoder6-4(11),netCoder7- 2(12),netCoder8- 8(13),gWTransparent(14),g729AnnexB(17),eVRC(22),amr(23),gsm-fr(24),gsm- ms(25),GsmEfr(26),ILBC(27),QCELP(28),T38(29), g711Alaw64k-VBD (30),g711Ulaw64k-VBD (31),EVRC-B(32),G722(33),AMR- WB(34),eg711Alaw(35),eg711Ulaw(36), g7291(37),v1501mr(38),ms-rta-nb(39),wb- rta(40),Speex-NB(41),Speex-WB(42),silk- nb(43),silk-wb(44),invalideCoder(99)	Instant	"0"	allowed Coders Group name. Mib name: allowedCoders GroupName INI Name: ALLOWEDCO DERSGROUP _NAME Profile name: Not Profiled

2.32 Frame: SIP Allowed Video Coder Provisioning

2.32.1 Tab: General Settings

Frame: SIP Allowed Video Coder Provisioning, Tab: General Settings

Parameter Name	Type	Provisioning Type	Default Value	Description
Name	String Up to 24 chars.	Instant	""	allowed Video Coders Group name. Mib name: allowedVideoCodersGroupName INI Name: ALLOWEDVIDEOCODERSGROUP_NAME Profile name: Not Profiled

2.33 Frame: SIP Coder Provisioning

2.33.1 Tab: General Settings

Frame: SIP Coder Provisioning, Tab: General Settings

Parameter Name	Type	Provisioning Type	Default Value	Description
Name	Enum: g7231(0), g711Alaw64k(1),g711Ulaw64k(2), g729(3),g726(5),g726r16(6),g726r24(7),g726r32(8),g726r40(9),netCoder8(10),netCoder6-4(11),netCoder7-2(12),netCoder8-8(13),gWTransparent(14),g729AnnexB(17),eVRC(22),amr(23),gsm-fr(24),gsm-ms(25),GsmEfr(26),ILBC(27),QCELP(28),T38(29),g711Alaw64k-VBD (30),g711Ulaw64k-VBD (31),EVRC-B(32),G722(33),AMR-WB(34),eg711Alaw(35),eg711Ulaw(36), g7291(37),v1501mr(38),ms-rta-nb(39),wb-rta(40),Speex-NB(41),Speex-WB(42),silk-nb(43),silk-wb(44),invalideCoder(99)	Instant	"0"	Coders Group name. Mib name: codersGroupName INI Name: CODERSGROUP_NAME Profile name: Not Profiled
Packetization Time	Integer 0-4294967295	Instant	"0"	Coders Group packetization time. Mib name: codersGroupPacketizationTime INI Name: CODERSGROUP_PTIME Profile name: Not Profiled
Rate	Integer 0-64000	Instant	"0"	Coders Group rate. Mib name: codersGroupRate INI Name: CODERSGROUP_RATE Profile name: Not Profiled

Parameter Name	Type	Provisioning Type	Default Value	Description
Payload Type	Integer -1-127	Instant	"-1"	Coders Group payload type. Mib name: codersGroupPayloadType INI Name: CODERSGROUP_PAYLOADTYPE Profile name: Not Profiled
Silence Suppression	Enum: Disable(0), Enable(1),EnableAdaptations(2)	Instant	"0"	Coders Group silence suppression. Mib name: codersGroupSilenceSuppression INI Name: CODERSGROUP_SCE Profile name: Not Profiled

2.34 Frame: SIP Definition Provisioning

2.34.1 Tab: General Settings

Frame: SIP Definition Provisioning, Tab: General Settings

Parameter Name	Type	Provisioning Type	Default Value	Description
Gateway Name	String Up to 49 chars.	Instant	""	Gateway name Mib name: sipMiscGatewayName INI Name: SIPGATEWAYNAME Profile name: Not Profiled
Sip Session Expires	Integer 0-86400	Instant	"0"	The SIP session will be refreshed (using INVITE) each time this timer expires (seconds) Mib name: sipMiscSipSessionExpires INI Name: SIPSESSIONEXPIRES Profile name: SIP Protocol Definitions
Enable Early Media	Enum: No(0), Yes(1)	Instant	"0"	Enable Early Media Mib name: sipMiscEnableEarlyMedia INI Name: ENABLEEARLYMEDIA Profile name: SIP Protocol Definitions
Channel Selection Mode	Enum: ByDestPhoneNumber(0), CyclicAscending(1),AscendingAlways(2),CyclicDescending(3),DescendingAlways(4),ByDestinationPhoneNumberCyclicAscending(5),BySourcePhoneNumber(6),TrunkCyclicAscending(7),TrunkAndChannelCyclicAscending(8),RingToHuntGroup(9),SelectTrunkBySupplementarilyServicesTable(10),destNumberAndAscending(11)	Instant	"0"	Default method to use for trunk B-channel allocation (IP to Tel calls) Mib name: channelsSettingSelectMode INI Name: CHANNELSELECTMODE Profile name: SIP Protocol Definitions

Parameter Name	Type	Provisioning Type	Default Value	Description
Fax Used	Enum: NoFax(0), t38(1),g711(2),fallBack(3)	Instant	"0"	Enable T.38 Fax signaling Mib name: misclsFaxUsed INI Name: ISFAXUSED Profile name: SIP Protocol Definitions
Session Expires Method	Enum: invite(0), update(1)	Instant	"0"	Determines the Method which the SIP session will be using to referesh the session. Mib name: sipMiscSessionExpiresMethod INI Name: SESSIONEXPIRES METHOD Profile name: SIP Protocol Definitions
Minimal Session Refresh Value	Integer 10-100000	Instant	"90"	Minimal value for session refresh Mib name: sipMiscMinSE INI Name: MINSE Profile name: SIP Protocol Definitions
Use SIP URI For Diversion Header	Enum: tel(0), sip(1)	Instant	"0"	Use Tel uri or Sip uri for Diversion header Mib name: sipMiscUseSIPURIF orDiversionHeader INI Name: USESIPURIFORDIV ERSIONHEADER Profile name: SIP Protocol Definitions

Parameter Name	Type	Provisioning Type	Default Value	Description
Forking Handling Mode	Enum: Sequential(0), Parallel(1)	Instant	"0"	Decides the handling method to 18X response to forking 0 - Parallel handling - only the first 18X response is handled{@}1 - Sequential handling - all the 18X responses are handled Mib name: sipMiscForkingHandlingMode INI Name: FORKINGHANDLINGMODE Profile name: SIP Protocol Definitions
Offer Unencrypted SR TCP	Enum: Disable(0), Enable(1)	Instant	"0"	If set to 1, the 'crypto' attribute includes the UNENCRYPTED_SRTCP parameter. If set to 1, the UNENCRYPTED_SRTCP parameter is not included. Mib name: sipMiscOfferUnencryptedSRTCP INI Name: OFFERUNENCRYPTEDSRTCP Profile name: SIP Protocol Definitions

Parameter Name	Type	Provisioning Type	Default Value	Description
Source Number Preference	String Up to 10 chars.	Instant	""	Determines from where the source number shall be taken from (in an incoming INVITE request). Parameter values: {@} - NULL: no changes in current logic{@}- FROM: source number is taken from 'FROM' field Mib name: sipMiscSourceNumberPreference INI Name: SOURCENUMBERREFERENCE Profile name: SIP Protocol Definitions
IPv6				
Media IP Version Preference	Enum: onlyIPv4(0), onlyIPv6(1),preferIPv4(2),preferIPv6(3)	Instant	"0"	Select the preferred Media IP version. Mib name: gwIPv6MediaIPVersionPreference INI Name: MEDIAIPVERSIONREFERENCE Profile name: SIP Protocol Definitions

2.34.2 Tab: Advanced Settings 1

Frame: SIP Definition Provisioning, Tab: Advanced Settings 1

Parameter Name	Type	Provisioning Type	Default Value	Description
Disconnect On Detection End Tones	Enum: No(0), Yes(1)	Instant	"1"	Release call if gateway receives busy or fast busy tone before the call is answered Mib name: miscDisconnectOnBusyTone INI Name: DISCONNECTONBUSYTONE Profile name: SIP Protocol Definitions

Parameter Name	Type	Provisioning Type	Default Value	Description
Disconnect On Dial Tone	Enum: Disable(0), Enable(1)	Instant	"0"	Release call if gateway receives dial tone before the call is answered or during voice session Mib name: miscDisconnectOnDialTone INI Name: DISCONNECTONDIALTONE Profile name: SIP Protocol Definitions
Disconnect On Detection Of Silence	Enum: No(0), Yes(1)	Offline	"0"	Disconnect calls on a configured silence timeout Mib name: miscDisconnectOnSilence INI Name: ENABLESILENCEDISCONNECT Profile name: SIP Protocol Definitions
Enable Busy Out	Enum: No(0), Yes(1)	Instant	"0"	Take trunks out of service in case of LAN down Mib name: miscEnableBusyOut INI Name: ENABLEBUSYOUT Profile name: SIP Protocol Definitions
Secure Call From IP	Enum: Disable(0), SecureIncomingCalls(1), SecureAllCalls(2)	Instant	"0"	Gateway will either only accept calls from IP addresses that are defined in the Tel to IP Routing table (1) or handle all calls from/to IP addresses that are defined in the Tel to IP Routing table (2) Mib name: miscSecureCallsFromIp INI Name: SECURECALLSFROMIP Profile name: SIP Protocol Definitions
Static NAT IP Address	String	Offline	""	static NAT IP, to be supported by the gateway Mib name: miscStaticNATIP INI Name: STATICNATIP Profile name: SIP Protocol Definitions

Parameter Name	Type	Provisioning Type	Default Value	Description
Silence Detection Time Out	Integer 10-28800	Offline	"120"	Defines the Silence period to be detected. Mib name: miscSilenceDisconnectTime out INI Name: FAREDDISCONNECTSILENCEPERIOD Profile name: SIP Protocol Definitions
Subject	String Up to 49 chars.	Instant	"0"	User-defined sip subject Mib name: sipMiscSubject INI Name: SIPSUBJECT Profile name: SIP Protocol Definitions
Use SIP TGRP	Enum: Disable (0), SendOnly (1), SendAndReceive (2), Hotline(3), HotlineExtended(4)	Instant	"0"	Use TGRP parameter 0 - disable [Default] , 1 - send only , 2 - send and use if in the RequestURI when receiving INVITE, 3 - Hotline, 4 - Extended Hotline (tgrp added both to Contact header and to RequestURI header) Mib name: sipMiscUseSIPTgrp INI Name: USESIPTGRP Profile name: SIP Protocol Definitions
Send 180 For Call Waiting	Enum: Disable(0), Enable(1)	Instant	"0"	Send 180 for call waiting. Used for parties that do not support 182. Mib name: sipMiscSend180ForCallWaiting INI Name: SEND180FORCALLWAITING Profile name: SIP Protocol Definitions
User Agent Display Info	String Up to 50 chars.	Instant	""	String that will be displayed in the SIP Header 'User-Agent' or 'Server' Mib name: sipMiscUserAgentDisplayInfo INI Name: USERAGENTDISPLAYINFO Profile name: SIP Protocol Definitions

Parameter Name	Type	Provisioning Type	Default Value	Description
Enable GRUU	Enum: Disable(0), Enable(1)	Instant	"0"	Obtain and use GRUU (Global Routable UserAgentURIs) Mib name: sipMiscEnableGRUU INI Name: ENABLEGRUU Profile name: SIP Protocol Definitions
DNS Query Type	Enum: ARecord(0), SRV(1),NAPTR(2)	Instant	"0"	DNS Query Type: 0- ARecord, 1-SRV, 2-NAPTR . Has effect on every DNS query in the system Mib name: sipMiscDNSQueryType INI Name: DNSQUERYTYPE Profile name: SIP Protocol Definitions
Enable History Info	Enum: Disable(0), Enable(1)	Instant	"0"	Enable History-Info header support Mib name: sipMiscEnableHistoryInfo INI Name: ENABLEHISTORYINFO Profile name: SIP Protocol Definitions
Enable TCP Connection Reuse	Enum: Disable(0), Enable(1)	Instant	"1"	Enable reuse of TCP connection Mib name: sipMiscEnableTCPConnectionReuse INI Name: ENABLETCPCONNECTION REUSE Profile name: SIP Protocol Definitions
Comfort Noise Negotiation	Enum: Disable(0), Enable(1)	Instant	"1"	is CN payload type is used and being negotiate Mib name: sipMiscComfortNoiseNegotiation INI Name: COMFORTNOISENEGOTIATION Profile name: SIP Protocol Definitions

Parameter Name	Type	Provisioning Type	Default Value	Description
Multi Ptime Format	Enum: None(0) , PacketCable(1)	Instant	"0"	Format of multiple ptime (ptime per coder) in outgoing SDP Mib name: sipMiscMultiPtimeFormat INI Name: MULTIPTIMEFORMAT Profile name: SIP Protocol Definitions
RTP Only Mode	Enum: Disable(0), TransmitNReceive(1), TransmitOnly(2), ReceiveOnly(3)	Instant	"0"	On RTP only mode there is no signalling protocol (for media parameters negotiation with the remote side). The channel is open immediately. The IP for the media is taken from the routing table. The RTP ports are corresponding to the local side ports. RTP-Only mode Values: {@}0 - regular call establishment {@}1 - No Signalling. The RTP channel open for Rx And Tx {@}2- No Signalling. The RTP channel open only for Tx {@}3 - No Signalling. The RTP channel open only for Rx Mib name: sipMiscRTPOnlyMode INI Name: RTPONLYMODE Profile name: SIP Protocol Definitions
Enable Reason Header	Enum: Disable(0), Enable(1)	Instant	"1"	Enable Reason header in the outgoing messages Mib name: sipMiscEnableReasonHeader INI Name: ENABLEREASONHEADER Profile name: SIP Protocol Definitions
3xx Behavior	Enum: Forward(0), Redirect(1)	Instant	"0"	3xx response behavior: Forwarding behavior - use different call identifiers {@}Redirect behavior - use the same call identifiers: From, To And CallID Mib name: sipMisc3xxBehavior INI Name: 3XXBEHAVIOR Profile name: SIP Protocol Definitions

Parameter Name	Type	Provisioning Type	Default Value	Description
Enable Semi Attended Transfer	Enum: Disable(0), Enable(1)	Instant	"0"	Semi-Attended Transfer when the session to the Target is not established. false - Use REFER with Replaces.{@}true - Use CANCEL and REFER without Replaces if session is not established Mib name: sipMiscEnableSemiAttendedTransfer INI Name: ENABLESEMIATTENDEDTRANSFER Profile name: SIP Protocol Definitions
Enable VMURI	Enum: Disable(0), Enable(1)	Instant	"0"	Enable History-Info header support Mib name: sipMiscEnableVMURI INI Name: ENABLEVMURI Profile name: SIP Protocol Definitions
Use URL In Refer To Header	Enum: Disable(0), Enable(1)	Instant	"0"	If enabled, we will use URI from To/From headers in Refer-To header. If disabled, we will take the URI from Contact Mib name: sipMiscUseAORInReferToHeader INI Name: USEAORINREFERTOHEADER Profile name: SIP Protocol Definitions
SDP Session Owner	String Up to 39 chars.	Instant	"Audiocode sGW"	The SDP owner string Mib name: sipMiscSDPSessionOwner INI Name: SIPSDPSESSIONOWNER Profile name: SIP Protocol Definitions

Parameter Name	Type	Provisioning Type	Default Value	Description
Options User Part	String Up to 30 chars.	Instant	""	Allow to configure the OPTIONS userpart string for all gateways. The default value should be empty string which means that we don't use this parameter. Another special value is "empty" which means that the we don't populate the user part of the OPTIONS request URI.{@}Any other value will be taken as is and used as the user part of the OPTIONS request URI. Mib name: sipMiscOPTIONSUserPart INI Name: OPTIONUSERPART Profile name: SIP Protocol Definitions
Application Profile	Integer 0-2000000	Offline	"0"	ApplicationProfile, read it later for validating that the board is theirs. Mib name: sipMiscApplicationProfile INI Name: APPLICATIONPROFILE Profile name: SIP Protocol Definitions
Ip2Ip Transfer Mode	Enum: Disable(0), Enable(1)	Instant	"0"	IP2IP Transfer Mode. Mib name: miscIp2IpXferMode INI Name: IP2IPTRANSFERMODE Profile name: SIP Protocol Definitions
Service Domain	Enum: Disable(0), Enable(1)	Instant	"0"	Specifies ENUM domain using for ENUM resolution. Default value = 0 means the using of e164.arpa; value = 1 - use nrenum.net Mib name: miscENUMServiceDomain INI Name: ENUMSERVICE Profile name: SIP Protocol Definitions
T38				

Parameter Name	Type	Provisioning Type	Default Value	Description
T38 Use RTP Port	Enum: Disable(0), Enable(1)	Instant	"0"	T.38 packets will be received on RTP port Mib name: miscT38UseRTPPort INI Name: T38USERTPPORT Profile name: SIP Protocol Definitions
T38 Max Datagram Size	Integer 122-1024	Instant	"122"	T.38 coder - Max Datagram Size Mib name: miscT38MaxDatagramSize INI Name: T38MAXDATAGRAMSIZE Profile name: SIP Protocol Definitions
T38 Fax Max Buffer Size	Integer 500-3000	Instant	"1024"	Defines the fax max buffer size in T38 SDP negotiation. Mib name: miscT38FaxMaxBufferSize INI Name: T38FAXMAXBUFFERSIZE Profile name: SIP Protocol Definitions
T38 Fax Sess Imm Start	Enum: Disable(0), EnableOnFaxInSDP(1), EnableOnBothFaxAndVoicel nSDP(2)	Instant	"0"	T38 Fax Session Immediate Start (Fax behind NAT). Mib name: miscT38FaxSessImmStart INI Name: T38FAXSESSIONIMMEDI A T E S T A R T Profile name: SIP Protocol Definitions
Digital Settings				
RFC 2833 Payload Type	Integer 96-127	Online	"0"	control the RFC 2833 Relay RTP Payload type. Mib name: miscRFC2833PayloadType INI Name: RFC2833TXPAYLOADTYPE Profile name: SIP Protocol Definitions
Is CISCO Sce Mode	Enum: Disable(0), Enable(1)	Instant	"0"	In use with G.729 - if enabled and SCE=2 then AnnexB=no Mib name: misclsCiscoSceMode INI Name: ISCISCOSCEMODE Profile name: SIP Protocol Definitions

Parameter Name	Type	Provisioning Type	Default Value	Description
SIP 183 Behaviour	Enum: Disable(0), Enable(1)	Instant	"0"	If this parameter set to 1, ALERT to ISDN will be sent upon 183 receive Mib name: sipMiscSIP183Behaviour INI Name: SIP183BEHAVIOUR Profile name: SIP Protocol Definitions
Use To Header As Called Num	Enum: Disable(0), Enable(1)	Instant	"0"	Use the user part of To header URL as called number (IP->TEL) Mib name: sipMiscUseToHeaderAsCalledNum INI Name: ISUSETOHEADERASCALLEDNUMBER Profile name: SIP Protocol Definitions
Use EP Numbuer As Calling Number Tel to IP	Enum: Disable(0), Enable(1)	Instant	"0"	Use EndPoint Number As Calling Number Tel2IP Mib name: sipMiscUseEPNumAsCallingNumTel2IP INI Name: USEEPNUMASCALLINGNUMTEL2IP Profile name: SIP Protocol Definitions
Use EP Number As Calling Number IP to Tel	Enum: Disable(0), Enable(1)	Instant	"0"	Use EndPoint Number As Calling Number IP2Tel Mib name: sipMiscUseEPNumAsCallingNumIP2Tel INI Name: USEEPNUMASCALLINGNUMIP2TEL Profile name: SIP Protocol Definitions
Analog Settings				

Parameter Name	Type	Provisioning Type	Default Value	Description
Enable Reversal Polarity	Enum: No(0), Yes(1)	Instant	"0"	FXO: CONNECT/DISCONNECT calls upon detection of polarity signal. FXS: generate the signal Mib name: analogGWEnableReversalPolarity INI Name: ENABLEREVERSALPOLARITY Profile name: SIP Protocol Definitions
Enable Current Disconnect	Enum: No(0), Yes(1)	Instant	"0"	Disconnect call upon detection of current disconnect signal Mib name: analogGWEnableCurrentDisconnect INI Name: ENABLECURRENTDISCONNECT Profile name: SIP Protocol Definitions
Regret Time	Integer 0-255	Instant	"0"	Time to wait between phone hang up and call termination Mib name: analogGWRegretTime INI Name: REGRETTIME Profile name: SIP Protocol Definitions
Hot Line Tone Duration	Integer 0-60	Instant	"16"	Duration of played hotline tone, after the gateway seizes the line in response to ringing Mib name: analogGWHotLineToneDuration INI Name: HOTLINETONEDURATION Profile name: SIP Protocol Definitions

2.34.3 Tab: Advanced Settings 2

Frame: SIP Definition Provisioning, Tab: Advanced Settings 2

Parameter Name	Type	Provisioning Type	Default Value	Description
T1 RTX	Integer 100-4000	Instant	"500"	SIP T1 timeout for retransmission Mib name: sipRetransmissionT1Rtx INI Name: SIPT1RTX Profile name: SIP Protocol Definitions
T2 RTX	Integer 100-10000	Instant	"4000"	SIP T2 timeout for retransmission Mib name: sipRetransmissionT2Rtx INI Name: SIPT2RTX Profile name: SIP Protocol Definitions
Max RTX	Integer 1-30	Instant	"7"	Maximum number of retransmissions Mib name: sipRetransmissionSipMaxRtx INI Name: SIPMAXRTX Profile name: SIP Protocol Definitions
Is RTX Enable	Enum: No(0), Yes(1)	Instant	"1"	is Rtx timer enabled Mib name: sipRetransmissionIsRtxEnable INI Name: ISRTXENABLE Profile name: SIP Protocol Definitions
Retry After Time	Integer 0-3600	Instant	"0"	Retry After time for the proxy to be in state Unavailable Mib name: sipRetransmissionRetryAfterTime INI Name: RETRYAFTERTIME Profile name: SIP Protocol Definitions

Parameter Name	Type	Provisioning Type	Default Value	Description
TCP Timeout	Integer 0-60	Instant	"0"	SIP TCP time out (influence timerB and Timer F) Mib name: sipRetransmissionTCPTimeout INI Name: SIPTCPTIMEOUT Profile name: SIP Protocol Definitions
Enable P Time	Enum: Disable(0), Enable(1)	Instant	"1"	is ptime parameter needed in sdp Mib name: sipRetransmissionEnablePTime INI Name: ENABLEPTIME Profile name: SIP Protocol Definitions
P Asserted User Name	String Up to 50 chars.	Instant	""	Digit pattern used to indicate Call Forward on Do Not Disturb (PBX to VoiceMail) Mib name: sipMiscPAssertedUserName INI Name: PASSEDEDUSERNAME Profile name: SIP Protocol Definitions
Enable P Charging Vector	Enum: Disable(0), Enable(1)	Instant	"0"	Generate P-Charging-Vector header [0] - disabled@[1] - enabled Mib name: sipMiscEnablePChargingVector INI Name: ENABLEPCHARGINGVECTOR Profile name: SIP Protocol Definitions

Parameter Name	Type	Provisioning Type	Default Value	Description
Enable P Associated URI Header	Enum: Disable(0), Enable(1)	Instant	"0"	Handles the P-Associated-URI header in a 200OK response for a REGISTER request Mib name: sipMiscEnablePAssociatedURIHeader INI Name: ENABLEPASSOCIATEDURIHEADER Profile name: SIP Protocol Definitions
Enable RPI Header	Enum: No(0), Yes(1)	Instant	"0"	Enable Remote-Party-ID header Mib name: sipMiscEnableRpiHeader INI Name: ENABLERPIHEADER Profile name: SIP Protocol Definitions
Add Ton 2 RPI	Enum: Disable(0), Enable(1)	Instant	"1"	Add Number Type and Plan to Remote-Party-ID header Mib name: sipMiscAddTon2Rpi INI Name: ADDTON2RPI Profile name: SIP Protocol Definitions
Is User Phone	Enum: No(0), Yes(1)	Instant	"1"	Add User=Phone parameter to SIP URL Mib name: sipMiscIsUserPhone INI Name: ISUSERPHONE Profile name: SIP Protocol Definitions
Prack Mode	Enum: Disabled(0), Supported(1), Required(2)	Instant	"1"	PRACK mechanism mode for 1XX reliable responses: 0- Disabled , 1- Supported , 2- Required Mib name: sipMiscPrackMode INI Name: PRACKMODE Profile name: SIP Protocol Definitions

Parameter Name	Type	Provisioning Type	Default Value	Description
X Channel Header	Enum: Disable(0), Enable(1)	Instant	"0"	0 (default): No special header 1:Add special header for trunk and B-Channel Mib name: sipMiscXChannelHeader INI Name: XCHANNELHEADER Profile name: SIP Protocol Definitions
Asserted ID Mode	Enum: NoHeaderAdded(0), PAssertedIdRFC3325(1), PPreferredIdRFC3325(2)	Instant	"0"	Select Asserted Identity header method Mib name: sipMiscAssertedIDMode INI Name: ASSERTEDIDMODE Profile name: SIP Protocol Definitions
Is User Phone In From	Enum: Disable(0), Enable(1)	Instant	"0"	Add 'User=Phone' to From header Mib name: sipMiscIsUserPhoneInFrom INI Name: ISUSERPHONEINFROM Profile name: SIP Protocol Definitions
Enable CIC	Enum: No(0), Yes(1)	Instant	"0"	Enables CIC -> ISDN TNS IE interworking Mib name: sipMiscEnableCIC INI Name: ENABLECIC Profile name: SIP Protocol Definitions
ISub Number Of Digits	Integer 0-36	Instant	"0"	Number of digits that will be taken from end of phone number as Subaddress Mib name: sipMiscISubNumberOfDigits INI Name: ISUBNUMBEROFDIGITS Profile name: SIP Protocol Definitions

Parameter Name	Type	Provisioning Type	Default Value	Description
Enables Detection of FAX on Answer Tone	Enum: Disable(0), Enable(1)	Instant	"0"	Start T.38 fax procedure after fax answer tone detection or after HDLC preamble signal detection Mib name: miscDetFaxOnAnswerTone INI Name: DETFAXONANSWERTONE Profile name: SIP Protocol Definitions
Default Release Cause	Integer 1-128	Instant	"1"	The release cause that will be sent to IP or to Tel when gateway initiates release by itself Mib name: miscDefaultReleaseCause INI Name: DEFAULTRELEASECAUSE Profile name: SIP Protocol Definitions
Enable Fax Rerouting	Enum: Disable(0), Enable(1)	Instant	"0"	Enable rerouting of FAX calls to FAX destination Mib name: miscEnableFaxRerouting INI Name: ENABLEFAXREROUTING Profile name: SIP Protocol Definitions
Maximum Concurrent Calls	Integer 1-20000	Instant	"0"	Limit the number of calls that the gateway can handle at the same time Mib name: resourceManagementMaxActiveCalls INI Name: MAXACTIVECALLS Profile name: SIP Protocol Definitions

Parameter Name	Type	Provisioning Type	Default Value	Description
Disconnect Calls on Broken Connection	Enum: Disable(0), Enable(1)	Instant	"1"	Disconnect calls on receiving RTP broken notification Mib name: resourceManagementDisconnectOnBrokenConnection INI Name: DISCONNECTONBROKENCONNECTION Profile name: SIP Protocol Definitions
Max Call Duration	Integer 0-35791	Instant	"0"	Limit the call time duration (minutes); 0 = no limit Mib name: resourceManagementMaxCallDuration INI Name: MAXCALLDURATION Profile name: SIP Protocol Definitions
Time Out	Integer 1-30000	Instant	"10000"	Amd Detection Timeout Mib name: amdTimeOut INI Name: AMDTIMEOUT Profile name: SIP Protocol Definitions
Mutual Authentication Mode	Enum: Optional(0), Mandatory(1)	Instant	"0"	Mutual Authentication Mode: 0 - Optional, 1 - Mandatory Mib name: sipAuthMutualAuthenticationMode INI Name: MUTUALAUTHENTICATIONMODE Profile name: SIP Protocol Definitions

Parameter Name	Type	Provisioning Type	Default Value	Description
Challenge Caching Mode	Enum: NoCaching(0), InviteOnly(1),FullCaching(2)	Instant	"0"	0. No caching mode ? don't cache any challenges. Every new request will be sent without preliminary authorization. If the request is challenged ? new request with authorization data will be sent. 1. Cache for INVITE mode ? challenges issued for INVITE request and within the session will be cached. This will prevent the mixture of REGISTER and INVITE authorizations.{@} 2. Full cache mode ? cache any challenges from the proxies.{@} Mib name: sipAuthChallengeCachingMode INI Name: SIPCHALLENGECACHINGMODE Profile name: SIP Protocol Definitions
IP Alert Timeout	Integer 0-3600	Instant	"180"	Maximal time to wait for connect from IP (seconds) Mib name: acTimersIPAlertTimeout INI Name: IPALERTTIMEOUT Profile name: SIP Protocol Definitions
PSTN Alert Timeout	Integer 1-600	Instant	"180"	Max time (in seconds) to wait for connect from PSTN Mib name: acTimersPSTNAlertTimeout INI Name: PSTNALERTTIMEOUT Profile name: SIP Protocol Definitions

Parameter Name	Type	Provisioning Type	Default Value	Description
Enable Contact Restriction	Enum: Disable(0), Enable(1)	Instant	"0"	Hides the user part of the URI in the Contact Header 0 - Disable{@}1 - Enable Mib name: sipMiscEnableContactRestriction INI Name: ENABLECONTACTRESTRICTION Profile name: SIP Protocol Definitions
Enable Digit Delivery To IP	Enum: Disable(0), Enable(1)	Offline	"0"	Enable automatic digit delivery to IP side after call is connected Mib name: routingEnableDigitDelivery2IP INI Name: ENABLEDIGITDELIVERY2IP Profile name: SIP Protocol Definitions
Fax CNG Mode	Enum: Disable(0), Enable(1)	Instant	"0"	Enables sending of Reinvite on detection of FAX CNG tone when CNGDetectorMode=1 Mib name: miscFaxCNGMode INI Name: FAXCNGMODE Profile name: SIP Protocol Definitions
Graceful Busy Out Timeout	Integer 0-3600	Instant	"0"	Graceful Busy Out Timeout in seconds. Sets the time before a busy out signal will be sent to a trunk even if there are still active calls on the trunk. Mib name: miscGracefulBusyOutTimeout INI Name: GRACEFULBUSYOUTTIMEOUT Profile name: SIP Protocol Definitions

Parameter Name	Type	Provisioning Type	Default Value	Description
Reliable Connection Persistent Mode	Enum: Disable(0), Enable(1)	Instant	"0"	if set to 1 - All TCP/TLS connections will be set as persistent and will not be released Mib name: miscReliableConnectionPersistentMode INI Name: RELIABLECONNECTIONPERSISTENTMODE Profile name: SIP Protocol Definitions
WAN IP Address	IPAddress	Instant	""	Sets the WAN address to be used by VOIP signalling applications. Range = IPv4 address in dotted decimal notation xxx.xxx.xxx.xxx{@}Default = 0.0.0.0 Mib name: miscWANIPAddress INI Name: WANIPADDRESS Profile name: SIP Protocol Definitions
Enable Delayed Offer	Enum: Disable(0), Enable(1)	Instant	"0"	Send INVITE message with/without sdp offer. [0] - (default) means SDP will be offered in the INVITE message.{@}[1] - means SDP will be offered by the other side in the first reliable response(1xx or 200 OK INVITE). Mib name: miscEnableDelayedOffer INI Name: ENABLEDELAYEDOFFER Profile name: SIP Protocol Definitions
Key Call Pickup	String Up to 15 chars.	Instant	""	Keying sequence for performing call pickup Mib name: miscKeyCallPickup INI Name: KEYCALLPICKUP Profile name: SIP Protocol Definitions

Parameter Name	Type	Provisioning Type	Default Value	Description
Enable RFC 4117 Transcoding	Enum: Disable(0), Enable(1)	Offline	"0"	Enable transcoding call RFC4117 Mib name: miscEnableRFC4117Transcoding INI Name: ENABLERFC4117TRANSCODING Profile name: SIP Protocol Definitions
Enable Single DSP Transcoding	Enum: Disable(0), Enable(1)	Offline	"0"	Enable/Disable using single DSP for g711 <--> LBR coder Mib name: miscEnableSingleDSPTranscoding INI Name: ENABLESINGLEDSPTRANSCODING Profile name: SIP Protocol Definitions
Enable Network ISDN Transfer	Enum: Disable(0), Enable(1)	Instant	"1"	if set to 0 reject ISDN transfer request Mib name: miscEnableNetworkISDNTransfer INI Name: ENABLENETWORKISDNTRANSFER Profile name: SIP Protocol Definitions
Enable VXML	Enum: Disable(0), Enable(1)	Offline	"0"	Enables/disables the VXML stack. {@}0=Disable{@}1=Enable Mib name: acCPVxmlEnableVXML INI Name: ENABLEVXML Profile name: SIP Protocol Definitions
Enable Early 183	Enum: disable(0), enable(1)	Instant	"0"	Enable Early 183 Mib name: miscEnableEarly183 INI Name: ENABLEEARLY183 Profile name: SIP Protocol Definitions

Parameter Name	Type	Provisioning Type	Default Value	Description
Max SIP Message Length	Integer 1-50	Instant	"50"	Limit the maximum length in KB for SIP message Mib name: miscMaxSIPMessageLength INI Name: MAXSIPMESSAGELENGTH Profile name: SIP Protocol Definitions
QoS Statistics	Enum: disable(0), enable(1)	Instant	"0"	Whether or not add statistics to call release Mib name: miscQoSStatistics INI Name: QOSSTATISTICS Profile name: SIP Protocol Definitions
Fake Retry After	Enum:	Instant	"0"	0 - disabled. Any positive value - when the GW receives 503 without Retry-After response-header, it will behave as the 503 response includes a Retry-After response-header with the period specified by this parameter Mib name: miscFakeRetryAfter INI Name: FAKERETRYAFTER Profile name: SIP Protocol Definitions
Enable Rekey After 181	Enum: Disable(0), Enable(1)	Instant	"0"	Send Reinvite after 181 (Call Is Being Forwarded) with new generated STRTP keys. Mib name: sipMiscEnableRekeyAfter181 INI Name: ENABLEREKEYAFTER181 Profile name: SIP Protocol Definitions

Parameter Name	Type	Provisioning Type	Default Value	Description
Use Destination As Connected Number	Enum: Disable(0), Enable(1)	Instant	"0"	Use Destination As Connected Number Mib name: sipMiscUseDestinationAsConnectedNumber INI Name: USEDESTINATIONASCONNECTEDNUMBER Profile name: SIP Protocol Definitions
Select Source Header For Called Number	Enum: useRequestURIHeader(0), useToHeader(1),usePCalledPartyIDHeader(2)	Instant	"0"	Select source header for called number (IP->TEL), either from the user part of To header or the P-Called-Party-ID header. 0- use RequestURI header{@}1- use To header{@}2- use P-Called-Party-ID header Mib name: miscSelectSourceHeaderForCalledNumber INI Name: SELECTSOURCEHEADERFORCALLEDNUMBER Profile name: SIP Protocol Definitions
Empty Authorization Header	Enum: Disable(0), Enable(1)	Instant	"0"	If empty Authorization header should be added into Register request Mib name: miscEmptyAuthorizationHeader INI Name: EMPTYAUTHORIZATIONHEADER Profile name: SIP Protocol Definitions
SIP Registration Action	Enum: unRegisterGW(0), unRegisterChannelsTable(1),unRegisterAccountTable(2),unRegisterIsdnSuppServTable(3),RegisterGW(16),RegisterChannelsTable(17),RegisterAccountTable(18),RegisterIsdnSuppServTable(19)	Instant	"0"	Register and unregister gateway and tables. Mib name: miscSIPRegistrationAction INI Name: SHOULDREGISTER Profile name: SIP Protocol Definitions

Parameter Name	Type	Provisioning Type	Default Value	Description
Call Xfer Using Reinvites	Enum: Disable(0), Enable(1)	Instant	"0"	Enable Call Transfer service using reinvites. Mib name: miscCallXferUsingReinvites INI Name: ENABLECALLTRANSFERUSINGREINVITES Profile name: SIP Protocol Definitions
SIP Remote Reset	Enum: Disable(0), Enable(1)	Instant	"0"	Performing Automatic Update remotely using SIP Specific Event Mib name: miscSIPRemoteReset INI Name: SIPREMOTERESET Profile name: SIP Protocol Definitions
Enable Non Invite408 Reply	Enum: Disable(0), Enable(1)	Instant	"0"	Enable sending 408 responses for non-INVITE transactions. Disable this parameter to comply to RFC 4320 Mib name: miscEnableNonInvite408Reply INI Name: ENABLENONINVITE408REPLY Profile name: Not Profiled
Coder Priority Negotiation	Enum: sdpRemotePriority(0), sdpLocalPriority(1)	Instant	"0"	Defines the coder priority in SDP negotiation. Default: according remote SDP Mib name: miscCoderPriorityNegotiation INI Name: CODERPRIORITYNEGOTIATION Profile name: Not Profiled

Parameter Name	Type	Provisioning Type	Default Value	Description
Display Default SIP Port	Enum: Disable(0), Enable(1)	Instant	"0"	When it is enabled and the headers have been manipulated the default port 5060 is shown in the headers. Mib name: miscDisplayDefaultSIPPort INI Name: DISPLAYDEFAULTSIPPORT Profile name: Not Profiled
E911 Gateway	Integer 100-2000	Instant	"1000"	time between first and second Wink generation (FXS) Mib name: miscE911Gateway INI Name: TIMEBETWEENDIDWINKS Profile name: Not Profiled
Forking Delay Time For Invite	Integer 0-20	Instant	"0"	Delay time (in seconds) to wait before sending Invite of 2nd forking call. Mib name: miscForkingDelayTimeForInvite INI Name: FORKINGDELAYTIMEFORINVITE Profile name: Not Profiled
Reject Cancel After Connect	Enum: Disable(0), Enable(1)	Instant	"0"	Defines whether or not reject Cancel request after connect Mib name: miscRejectCancelAfterConnect INI Name: REJECTCANCELAFTERCONNECT Profile name: Not Profiled
Send Reject On Overload	Integer 0-1	Instant	"1"	If set to false (0), a 503 response will not be sent on overload. Mib name: miscSendRejectOnOverload INI Name: SENDREJECTONOVERLOAD Profile name: Not Profiled

Parameter Name	Type	Provisioning Type	Default Value	Description
Session Expires Disconnect Time	Integer 0-32	Instant	"32"	Defines the minimum time factor before the session expires. By achieving this time without session refresh, the session should be disconnected Mib name: miscSessionExpiresDisconnectTime INI Name: SESSIONEXPIRESDISCONNECTTIME Profile name: Not Profiled
SIP Nat Detection	Integer 0-1	Instant	"1"	If not set, the incoming request will be always processed as user NOT behind NAT Mib name: miscSipNatDetection INI Name: SIPNATDETECTION Profile name: Not Profiled
Use Alt Route Reasons For 3xx	Enum: no(0), nolff6xx(1),yes(2)	Instant	"0"	Use Alt Route Reasons Table For 3xx Mib name: miscUseAltRouteReasonsFor3xx INI Name: USEALTROUTEREASONSFOR3XX Profile name: Not Profiled
Use Different RT Pport After Hold	Enum: Disable(0), Enable(1)	Instant	"0"	Use different RTP port after Hold Mib name: miscUseDifferentRTPportAfterHold INI Name: USEDIFFERENTRTPPORTAFTERHOLD Profile name: Not Profiled
Verify Received Via	Integer 0-1	Instant	"0"	Defines whether or not to verify Source IP with IP in Topmost VIA Mib name: miscVerifyReceivedVia INI Name: VERIFYRECIEVEDVIA Profile name: Not Profiled

Parameter Name	Type	Provisioning Type	Default Value	Description
Network Node Id	Integer 0-32767	Instant	"0"	Network Node Id Mib name: miscNetworkNodeId INI Name: NETWORKNODEID Profile name: Not Profiled
Amd Mode	Enum: DoNotDisconnect(0), DisconnectOnAnsweringMachineDetection(1)	Instant	"0"	0 - not affected, 1 - disconnect IP2TEL call on Answering Machine detection Mib name: miscAmdMode INI Name: AMDMODE Profile name: Not Profiled

2.34.4 Tab: Account Table

Frame: SIP Definition Provisioning, Tab: Account Table

Parameter Name	Type	Provisioning Type	Default Value	Description
Account Index	Integer 0-500	Read-Only	"0"	Mib name: accountIndex INI Name: ACCOUNT_INDEX Profile name: Not Profiled
Account Row Status	Enum: Active(1), NotInService(2),NotReady(3),CreateAndGo(4),CreateAndWait(5),Destroy(6)	NA	"3"	Row-Status Textual Conventions as defined in RFC 2579: Textual Conventions for SMlv2 Mib name: accountRowStatus Profile name: Not Profiled
Account Served Trunk Group	Integer -1-100	Instant	"-1"	GwApp Accounts table Mib name: accountServedTrunkGroup INI Name: ACCOUNT_SERVEDTRUNKGROUP Profile name: Not Profiled
Account Served IP Group	Integer -1-31	Instant	"-1"	GwApp Accounts table Mib name: accountServedIPGroup INI Name: ACCOUNT_SERVEDIPGROUP Profile name: Not Profiled
Account Serving IP Group	Integer 1-31	Instant	"1"	GwApp Accounts table Mib name: accountServingIPGroup INI Name: ACCOUNT_SERVINGIPGROUP Profile name: Not Profiled

Parameter Name	Type	Provisioning Type	Default Value	Description
Account Username	String Up to 50 chars.	Instant	""	GwApp Accounts table Mib name: accountUsername INI Name: ACCOUNT_USERNAME Profile name: Not Profiled
Account Password	String Up to 50 chars.	Instant	""	GwApp Accounts table Mib name: accountPassword INI Name: ACCOUNT_PASSWORD Profile name: Not Profiled
Account Host Name	String Up to 49 chars.	Instant	""	GwApp Accounts table Mib name: accountHostName INI Name: ACCOUNT_HOSTNAME Profile name: Not Profiled
Account Register	Enum: no(0), regular(1),gin(2)	Instant	"0"	GwApp Accounts table Mib name: accountRegister INI Name: ACCOUNT_REGISTER Profile name: Not Profiled
Account Contact User	String Up to 50 chars.	Instant	""	GwApp Accounts table Mib name: accountContactUser INI Name: ACCOUNT_CONTACTUSER Profile name: Not Profiled

2.34.5 Tab: Registration

Frame: SIP Definition Provisioning, Tab: Registration

Parameter Name	Type	Provisioning Type	Default Value	Description
Is Register Needed	Enum: No(0), Yes(1)	Instant	"0"	Is Proxy registration necessary Mib name: sipRegistrationIsNeeded INI Name: ISREGISTERNEEDED Profile name: SIP Protocol Definitions
Registrar IP	String Up to 49 chars.	Instant	""	SIP Registrar IP address Mib name: sipRegistrationIP INI Name: REGISTRARIP Profile name: SIP Protocol Definitions
Registration Time	Integer 10-2000000	Instant	"180"	Time for which registration to Gatekeeper/Proxy is valid. Causes periodic registration (seconds) Mib name: sipRegistrationTime INI Name: REGISTRATIONTIME Profile name: SIP Protocol Definitions
Registration Retry Time	Integer 10-2000000	Instant	"10"	Time in which the gateway will try to register after last registration failure (seconds) Mib name: sipRegistrationRegistrationRetryTime INI Name: REGISTRATIONRETRYTIME Profile name: SIP Protocol Definitions
Registrar Name	String Up to 49 chars.	Instant	""	SIP Registrar name Mib name: sipRegistrationRegistrarName INI Name: REGISTRARNAME Profile name: Not Profiled
Time Divider	Integer 30-100	Instant	"50"	Percentage of RegistrationTime when the actual new REGISTER request will be sent out Mib name: sipRegistrationTimeDivider INI Name: REGISTRATIONTIMEDIVIDER Profile name: SIP Protocol Definitions
Name	String Up to 15 chars.	Instant	""	Gateway registration name Mib name: sipRegistrationName INI Name: GWREGISTRATIONNAME Profile name: SIP Protocol Definitions
Register On Invite Failure	Enum: Disable(0), Enable(1)	Instant	"0"	Enable ReRegister upon INVITE transaction failure Mib name: sipRegistrationRegisterOnInviteFailure INI Name: REGISTERONINVITEFAILURE Profile name: SIP Protocol Definitions

Parameter Name	Type	Provisioning Type	Default Value	Description
Time Threshold	Integer 0-2000000	Instant	"0"	If (REGISTRATIONTIMETHRESHOLD > 0) and (REGISTRATIONTIMETHRESHOLD < computed registration time using existing logic) then new registration time will be (Registration time from expires header ? REGISTRATIONTIMETHRESHOLD) Mib name: sipRegistrationTimeThreshold INI Name: REGISTRATIONTIMETHRESHOLD Profile name: SIP Protocol Definitions
Registrar Transport Type	Enum: NotConfigured(-1), UDP(0),TCP(1),TLS(2)	Instant	"-1"	Registrar transport type Mib name: sipRegistrationRegistrarTransportType INI Name: REGISTRARTRANSPORTTYPE Profile name: SIP Protocol Definitions
Re Register On Connection Failure	Enum: Disable(0), Enable(1)	Instant	"0"	Enables GW to perform Re-Registration on TCP/TLS connection failure Mib name: sipRegistrationReRegisterOnConnectionFailure INI Name: REREGISTERONCONNECTIONFAILURE Profile name: SIP Protocol Definitions

2.34.6 Tab: Accounting Settings

Frame: SIP Definition Provisioning, Tab: Accounting Settings

Parameter Name	Type	Provisioning Type	Default Value	Description
Indications	Enum: None(0), AuthorizeAndAuthenticate(1),FullReport(2),AccountingOnly(3)	Instant	"0"	Which Authentication, Authorization and Accounting indications to use Mib name: aaalIndications INI Name: AAAINDICATIONS Profile name: Not Profiled
Radius Accounting Type	Enum: release(0), connectAndRelease(1),setupAndRelease(2)	Instant	"0"	When will Radius Accounting messages be sent Mib name: aaaRadiusAccountingType INI Name: RADIUSACCOUNTINGTYPE Profile name: Not Profiled

2.34.7 Tab: Authentication

Frame: SIP Definition Provisioning, Tab: Authentication

Parameter Name	Type	Provisioning Type	Default Value	Description
Authentication				
Authentication Mode	Enum: PerEP(0), PerGW(1),PerFXSOnly(3)	Instant	"1"	Authentication mode Mib name: sipAuthMode INI Name: AUTHENTICATIONMODE Profile name: SIP Protocol Definitions
User Name	String Up to 50 chars.	Instant	""	User Name used for authentication Mib name: sipAuthUserName INI Name: USERNAME Profile name: SIP Protocol Definitions
Password	String	Instant	""	Password used for authentication Mib name: sipAuthPassword INI Name: PASSWORD Profile name: SIP Protocol Definitions
Cnonce	String Up to 15 chars.	Instant	""	Cnonce parameter used for authentication Mib name: sipAuthCnonce INI Name: CNONCE Profile name: SIP Protocol Definitions
Security				
Enable SIPS	Enum: Disable(0), Enable(1)	Instant	"0"	Enable SIP secured URI usage Mib name: sipMiscEnableSIPS INI Name: ENABLESIPS Profile name: SIP Protocol Definitions
SIPS Require Client Certificate	Enum: Disable(0), Enable(1)	Offline	"0"	Should require client certificate upon TLS connection request arrival Mib name: gwSecuritySIPSRequireClient Certificate INI Name: SIPSREQUIRECLIENTCERTI FICATE Profile name: SIP Protocol Definitions

Parameter Name	Type	Provisioning Type	Default Value	Description
Media Security Behavior	Enum: Preferable(0), Mandatory(1),preferableSingleMedia(3)	Instant	"0"	Gateway behavior when receiving offer/response for media encryption Mib name: gwSecurityMediaSecurityBehavior INI Name: MEDIASECURITYPEHAVIOUR Profile name: SIP Protocol Definitions
TLS Re Handshake Interval	Integer 0-1500	Instant	"0"	The interval between consequent TLS re-handshakes (Minutes). 0 - Disables re-handshakes. Mib name: gwSecurityTLSReHandshakeInterval INI Name: TLSREHANDSHAKEINTERVAL Profile name: SIP Protocol Definitions
TLS Remote Subject Name	String Up to 49 chars.	Instant	""	used to verify the remote peer Common Name (at certificate) when using TLS. Mib name: gwSecurityTLSRemoteSubjectName INI Name: TLSREMOTESUBJECTNAME Profile name: SIP Protocol Definitions
Peer Host Name Verification Mode	Enum: Disable(0), ServerOnly(1),ServerAndClient(2)	Instant	"0"	While using TLS, defines the verification behavior of the host name sent in the certificate. Mib name: gwSecurityPeerHostNameVerificationMode INI Name: PEERHOSTNAMEVERIFICATIONMODE Profile name: SIP Protocol Definitions

Parameter Name	Type	Provisioning Type	Default Value	Description
Verify Server Certificate	Enum: Disable(0), Enable(1)	Instant	"0"	Certificate validation behavior 0 ? No certificate validation. {@}1 ? Server certificate validation. Mib name: gwSecurityVerifyServerCertificate INI Name: VERIFYSERVERCERTIFICATE Profile name: SIP Protocol Definitions
SRTP Offered Suites (0=Select All);ARIA-CM-192-HMAC-SHA1 80;ARIA-CM-128-HMAC-SHA1 80;AES-CM-128-HMAC-SHA1 32;AES-CM-128-HMAC-SHA1 80;	Enum:	Instant	"0"	Offered SRTP Cipher Suites. not defined(0) {@}all(15) {@}aesCm128HmacShaOne80(1) {@}aesCm128HmacShaOne32(2) {@}ariaCm128HmacShaOne80(4) {@}ariaCm192HmacShaOne80(8) Mib name: gwSecuritySRTPOfferedSuites INI Name: SRTPOFFEREDSUITES Profile name: Not Profiled
Enable Symmetric MKI	Enum: Disable(0), Enable(1)	Instant	"0"	Enable symmetric MKI negotiation Mib name: gwSecurityEnableSymmetricMKI INI Name: ENABLESYMMETRICMKI Profile name: SIP Protocol Definitions

2.34.8 Tab: GW User Info

Frame: SIP Definition Provisioning, Tab: GW User Info

Parameter Name	Type	Provisioning Type	Default Value	Description
PBX Extension	String Up to 20 chars.	Instant	""	PBX Extension Mib name: gwUserInfoPBXExtension INI Name: GWUSERINFOTABLE_PBXEXTENSION Profile name: Not Profiled
Global Phone Number	String Up to 20 chars.	Instant	""	Global Phone Number Mib name: gwUserInfoGlobalPhoneNumber INI Name: GWUSERINFOTABLE_GLOBALPHONENUMBER Profile name: Not Profiled
Display Name	String Up to 30 chars.	Instant	""	Display Name Mib name: gwUserInfoDisplayName INI Name: GWUSERINFOTABLE_DISPLAYNAME Profile name: Not Profiled
User Name	String Up to 50 chars.	Instant	""	Username Mib name: gwUserInfoUsername INI Name: GWUSERINFOTABLE_USERNAME Profile name: Not Profiled
Password	String	Instant	""	Password Mib name: gwUserInfoPassword INI Name: GWUSERINFOTABLE_PASSWORD Profile name: Not Profiled
Status	Enum: notRegistered(0), registered(1)	Read-Only	"0"	Status Mib name: gwUserInfoStatus INI Name: GWUSERINFOTABLE_STATUS Profile name: Not Profiled

Parameter Name	Type	Provisioning Type	Default Value	Description
Row Status	Enum: Active(1), NotInService(2),NotReady(3),Create AndGo(4),CreateAndWait(5),Destro y(6)	NA	"3"	Row-Status Textual Conventions as defined in RFC 2579: Textual Conventions for SMIv2 Mib name: gwUserInfoRowStatus INI Name: GWUSERINFOTABLE_RO WSTATUS Profile name: Not Profiled

2.34.9 Tab: SBC User Info

Frame: SIP Definition Provisioning, Tab: SBC User Info

Parameter Name	Type	Provisioning Type	Default Value	Description
Local User	String Up to 50 chars.	Instant	""	Local User Mib name: sbcUserInfoLocalUse r INI Name: SBCUSERINFOTAB LE_LOCALUSER Profile name: Not Profiled
Enable Usage	Enum: disable(0), enable(1)	Instant	"0"	Enables the usage of the User Information, which is loaded to the device in the User Information auxiliary file. 0 - disable, 1 - enable Mib name: userInfoEnableUsag e INI Name: ENABLEUSERINFO USAGE Profile name: Not Profiled
User Name	String Up to 50 chars.	Instant	""	Username Mib name: sbcUserInfoUsernam e INI Name: SBCUSERINFOTAB LE_USERNAME Profile name: Not Profiled

Parameter Name	Type	Provisioning Type	Default Value	Description
Password	String	Instant	""	Password Mib name: sbcUserInfoPassword INI Name: SBCUSERINFOTABLE_PASSWORD Profile name: Not Profiled
IP Group ID	Integer -1-200	Instant	"-1"	IP Group ID Mib name: sbcUserInfoIPGroupID INI Name: SBCUSERINFOTABLE_IPGROUPID Profile name: Not Profiled
Status	Enum: notRegistered(0), registered(1)	Read-Only	"0"	Status Mib name: sbcUserInfoStatus INI Name: SBCUSERINFOTABLE_STATUS Profile name: Not Profiled
Row Status	Enum: Active(1), NotInService(2),NotReady(3),Create AndGo(4),CreateAndWait(5),Destro y(6)	NA	"3"	Row-Status Textual Conventions as defined in RFC 2579: Textual Conventions for SMIv2 Mib name: sbcUserInfoRowStat us INI Name: SBCUSERINFOTABLE_ROWSTATUS Profile name: Not Profiled

2.35 Frame: SIP Interface Provisioning

2.35.1 Tab: SIP Interface

Frame: SIP Interface Provisioning, Tab: SIP Interface

Parameter Name	Type	Provisioning Type	Default Value	Description
Network Interface	String Up to 15 chars.	Instant	""	Network Interface. Mib name: sipInterfaceNetworkInterface INI Name: SIPINTERFACE_NETWORKINTERFACE Profile name: Not Profiled
Application Type	Enum: gwIP2IP(0), sas(1),sb c(2)	Instant	"0"	Application Type. Mib name: sipInterfaceApplicationType INI Name: SIPINTERFACE_APPLICATIONTYPE Profile name: Not Profiled
UDP Port	Integer 0-65534	Instant	"5060"	UDP Port number. Mib name: sipInterfaceUDPPort INI Name: SIPINTERFACE_UDPPORT Profile name: Not Profiled
TCP Port	Integer 0-65534	Instant	"5060"	TCP Port number. Mib name: sipInterfaceTCPPort INI Name: SIPINTERFACE_TCPPOINT Profile name: Not Profiled
TLS Port	Integer 0-65534	Instant	"5061"	TLS Port number. Mib name: sipInterfaceTLSPort INI Name: SIPINTERFACE_TLSPORT Profile name: Not Profiled
SRD	Integer 0-31	Instant	"0"	Mib name: sipInterfaceSRD INI Name: SIPINTERFACE_SRD Profile name: Not Profiled
Classification Failure Response Type	Integer 0-699	Instant	"500"	Classification Failure Response Type - the response type that will be returned after classification fails. The value 0 means ignore - response will not be sent. Mib name: sipInterfaceClassificationFailureResponseType INI Name: SIPINTERFACE_CLASSIFICATIONFAILURERESPONSETYPE Profile name: Not Profiled
Interface Name	String Up to 20 chars.	Instant	""	Interface Name Mib name: sipInterfaceInterfaceName INI Name: SIPINTERFACE_INTERFACENAME Profile name: Not Profiled

2.36 Frame: SIP IP Profile

2.36.1 Tab: General Settings

Frame: SIP IP Profile, Tab: General Settings

Parameter Name	Type	Provisioning Type	Default Value	Description
Profile Name	String Up to 19 chars.	Instant	""	Profile Name Mib name: iPPProfileProfileName INI Name: IPPROFILE_PROFILENAME Profile name: Not Profiled
Enable Silence Suppression	Enum: disable(0), enable(1),enableWithoutAdaptation(2),NotConfigured(255)	Instant	"1"	Silence Suppression mode. Mib name: iPPProfileSCE INI Name: IPPROFILE_SCE Profile name: Not Profiled
Rx DTMF Option	Enum: NotConfigured(-1), NotDeclared(0),DeclareRFC2833InSDP(1)	Instant	"-1"	Mib name: iPPProfileRxDTMFOption INI Name: IPPROFILE_RXDTMFOPTION Profile name: Not Profiled
Media IP Version Preference	Enum: NotConfigured(-1), onlyIPv4(0),onlyIPv6(1),preferIPv4(2),preferIPv6(3)	Instant	"-1"	Mib name: iPPProfileMediaIPVersionPreference INI Name: IPPROFILE_MEDIAIPVERSIONPREFERENCE Profile name: Not Profiled

2.36.2 Tab: Common Parameters

Frame: SIP IP Profile, Tab: Common Parameters

Parameter Name	Type	Provisioning Type	Default Value	Description
RTP DiffServ	Integer 0-255	Instant	"0"	IP DiffServ byte value Mib name: iPProfileIPDiffServ INI Name: IPPROFILE_IPDIFFSERV Profile name: Not Profiled
Signalling DiffServ	Integer 0-255	Instant	"0"	Type Of Service bits in IP header of signalling messages. Mib name: iPProfileSigIPDiffServ INI Name: IPPROFILE_SIGIPDIFFSERV Profile name: Not Profiled
Disconnect On Broken Connection	Enum: NotConfigured(-1), No(0),yes(1)	Instant	"-1"	Mib name: iPProfileDisconnectOnBrokenConnection INI Name: IPPROFILE_DISCONNECTONBROKENCONNECTION Profile name: Not Profiled
DJBuf Min Delay	Integer 0-255	Instant	"0"	Dynamic Jitter Buffer Minimum Delay (msec) Mib name: iPProfileDJBufMinDelay INI Name: IPPROFILE_JITTERBUFMINDELAY Profile name: Not Profiled
DJBuf Optimization Factor	Integer 0-255	Instant	"0"	Dynamic jitter buffer frame error/delay optimization Mib name: iPProfileDJBufOptFactor INI Name: IPPROFILE_JITTERBUFOPTFACTOR Profile name: Not Profiled
RTP Redundancy Depth	Integer 0-255	Instant	"0"	Enables or disables generation of RFC 2198 redundancy packets Mib name: iPProfileRTPRedundancyDepth INI Name: IPPROFILE_RTPREDUNDANCYDEPTH Profile name: Not Profiled
ECE	Enum: NotConfigured(-1), Disable(0),Enable(1)	Instant	"1"	Enables or disables the echo canceler. Mib name: iPProfileECE INI Name: IPPROFILE_ENABLEECHOCANCELLER Profile name: Not Profiled
Enable Symmetric MKI	Integer -1-2147483647	Instant	"-1"	Mib name: iPProfileEnableSymmetricMKI INI Name: IPPROFILE_ENABLESYMMETRICMKI Profile name: Not Profiled

2.36.3 Tab: Gateway Parameters

Frame: SIP IP Profile, Tab: Gateway Parameters

Parameter Name	Type	Provisioning Type	Default Value	Description
Fax used	Enum: NoFax(0), t38(1),g711(2),fallBack(3),NotConfigured(255)	Instant	"0"	Use H.323/Annex D procedure for real time FAX relay. To use this feature, disable inband DTMF by setting the FaxTransportMode to 1 Mib name: iPProfileIsFaxUsed INI Name: IPPROFILE_ISFAXUSED Profile name: Not Profiled
Play Ringback Tone To IP	Enum: NotPlay(0), Play(1),NotConfigured(255)	Instant	"0"	Mib name: iPProfilePlayRingbackToIP INI Name: IPPROFILE_PLAYRBTONE2IP Profile name: Not Profiled
Enable Early Media	Enum: Disable(0), Enable(1),NotConfigured(255)	Instant	"0"	Mib name: iPProfileEnableEarlyMedia INI Name: IPPROFILE_ENABLEEARLYMEDIA Profile name: Not Profiled
Copy Dest to Redirect Number	Enum: NotConfigured(-1), Disable(0),AfterManipulation(1),BeforeManipulation(2)	Instant	"-1"	Mib name: iPProfileCopyDest2RedirectNumber INI Name: IPPROFILE_COPYDEST2REDIRECTNUMBER Profile name: Not Profiled
Media Security Behavior	Enum: NotConfigured(-1), Preferable(0),Mandatory(1),preferableSingleMedia(2)	Instant	"255"	Mib name: iPProfileMediaSecurityBehavior INI Name: IPPROFILE_MEDIASECURITYBEHAVIOUR Profile name: Not Profiled

Parameter Name	Type	Provisioning Type	Default Value	Description
Cng Detector Mode	Enum: Disable(0), Relay(1),EventsOnly(2),NotConfigured(255)	Instant	"0"	Mib name: iPPProfileCngDetectorMode INI Name: IPPROFILE_CNGMODE Profile name: Not Profiled
Vxx Modem Transport Type	Enum: Disable(0), EnableBypass(2),EventsOnly(3),NotConfigured(255)	Instant	"0"	Mib name: iPPProfileVxxModemTransportType INI Name: IPPROFILE_VXXTRANSPORTTYPE Profile name: Not Profiled
NSE Mode	Enum: Disable(0), Enable(1),NotConfigured(255)	Instant	"0"	Mib name: iPPProfileNSEMode INI Name: IPPROFILE_NSEMODE Profile name: Not Profiled
Call Limit	Integer -1-200000	Instant	"-1"	Mib name: iPPProfileCallLimit INI Name: IPPROFILE_CALLLIMIT Profile name: Not Profiled
Progress Indicator To IP	Enum: Default(-1), NoPI(0),PI1(1),PI8(8),NotConfigured(255)	Instant	"0"	Mib name: iPPProfileProgressIndicatorToIP INI Name: IPPROFILE_PROGRESSINDICATOR2IP Profile name: Not Profiled
Preference	Integer 0-20	Instant	"0"	Preference Mib name: iPPProfilePreference INI Name: IPPROFILE_IPPREFERENCE Profile name: Not Profiled

Parameter Name	Type	Provisioning Type	Default Value	Description
Coders Group ID	Integer 0-4	Instant	"0"	Coders Group ID Mib name: iPPProfileCodersGroupID INI Name: IPPROFILE_CODERSG ROUPID Profile name: Not Profiled
Remote Base UDP Port	Integer 0-65535	Instant	"0"	Remote Base UDP Port For Aggregation Mib name: iPPProfileRemoteBaseUD PPort INI Name: IPPROFILE_REMOTEB ASEUDPPORT Profile name: Not Profiled
First Tx DTMF Option	Enum: NotConfigured(-1), NotSupported(0),InfoNortel(1),Notify (2),InfoCisco(3),RFC2833(4),InfoKorea(5)	Instant	"-1"	Mib name: iPPProfileFirstTxDtmfOpti on INI Name: IPPROFILE_FIRSTTXD TMFOPTION Profile name: Not Profiled
Second Tx DTMF Option	Enum: NotConfigured(-1), NotSupported(0),InfoNortel(1),Notify (2),InfoCisco(3),RFC2833(4),InfoKorea(5)	Instant	"-1"	Mib name: iPPProfileSecondTxDtmf Option INI Name: IPPROFILE_SECOND TXDTMFOPTION Profile name: Not Profiled
Add IE In Setup	String Up to 98 chars.	Instant	""	Mib name: iPPProfileAddIEInSetup INI Name: IPPROFILE_ADDIEINS ETUP Profile name: Not Profiled

Parameter Name	Type	Provisioning Type	Default Value	Description
AMD Sensitivity Parameter Suite	Integer -1-7	Instant	"-1"	Mib name: iPProfileAMDSensitivityParameterSuite INI Name: IPPROFILE_AMDSENSITIVITYPARAMETERSUIT Profile name: Not Profiled
AMD Sensitivity Level	Integer -1-15	Instant	"-1"	Mib name: iPProfileAMDSensitivityLevel INI Name: IPPROFILE_AMDSENSITIVITYLEVEL Profile name: Not Profiled
AMD Max Greeting Time	Integer -1-511	Instant	"-1"	Mib name: iPProfileAMDMaxGreetingTime INI Name: IPPROFILE_AMDMAXGREETINGTIME Profile name: Not Profiled
AMD Max Post Silence Greeting Time	Integer -1-511	Instant	"-1"	Mib name: iPProfileAMDMaxPostSilenceGreetingTime INI Name: IPPROFILE_AMDMAXPOSTSILENCEGREETINGTIME Profile name: Not Profiled
Amd Mode	Enum: doNotDisconnect(0), disconnectOnAmd(1)	Instant	"0"	0 - not affected 1 - disconnect IP2TEL call on Answering Machine detection Mib name: iPProfileAmdMode INI Name: IPPROFILE_AMDMODE Profile name: Not Profiled

Parameter Name	Type	Provisioning Type	Default Value	Description
Early Answer Timeout	Integer 0-2400	Instant	"0"	Max time (in seconds) to wait from sending setup message to PSTN to receiving connect message from PSTN Mib name: iPProfileEarlyAnswerTimeout INI Name: IPPROFILE_EARLYANSWERTIMEOUT Profile name: Not Profiled

2.36.4 Tab: SBC Parameters

Frame: SIP IP Profile, Tab: SBC Parameters

Parameter Name	Type	Provisioning Type	Default Value	Description
SBC RFC 2833 Behavior	Enum: AsIs(0), Extend(1), Disallow(2)	Instant	"0"	Mib name: iPProfileSBCRFC2833Behavior INI Name: IPPROFILE_SBCRFC2833BEHAVIOR Profile name: Not Profiled
SBC Allowed Audio Coders Group ID	Enum: NotConfigured(-1), CodersGroup0(0), CodersGroup1(1), CodersGroup2(2), CodersGroup3(3), CodersGroup4(4)	Instant	"-1"	Mib name: iPProfileSBCAllowedCodersGroupID INI Name: IPPROFILE_SBCALLOWEDCODERSGROUPID Profile name: Not Profiled
SBC Media Security Behaviour	Enum: asIs(0), srtp(1), rtp(2), both(3)	Instant	"0"	Mib name: iPProfileSBCMediaSecurityBehaviour INI Name: IPPROFILE_SBCMEDIASECURITYBEHAVIOUR Profile name: Not Profiled
SBC Diversion Mode	Enum: NotConfigured(-1), DontCare(0), Add(1), Remove(2)	Instant	"-1"	Mib name: iPProfileSBCDiversionMode INI Name: IPPROFILE_SBCDIVERSIONMODE Profile name: Not Profiled

Parameter Name	Type	Provisioning Type	Default Value	Description
SBC History Info Mode	Enum: NotConfigured(-1), DontCare(0),Add(1),Remove(2)	Instant	"-1"	Mib name: iPProfileSBCHistoryInfoMode INI Name: IPPROFILE_SBCHISTORYINFOMODE Profile name: Not Profiled
SBC Alternative DTMF Method	Enum: DontCare(0), Transparent(1),InfoCisco(2),InfoNortel(3),InfoLucent(4)	Instant	"0"	Mib name: iPProfileSBCAlternativeDTMFMethod INI Name: IPPROFILE_SBCALTERNATIVEDTMFMETHOD Profile name: Not Profiled
SBC Assert Identity	Enum: NotConfigured(-1), DontCare(0),Add(1),Remove(2)	Instant	"-1"	Mib name: iPProfileSBCAssertIdentity INI Name: IPPROFILE_SBCASSERTIDENTITY Profile name: Not Profiled
SBC Fax Coders Group ID	Enum: None(-1), CodersGroup0(0),CodersGroup1(1),CodersGroup2(2),CodersGroup3(3),CodersGroup4(4)	Instant	"-1"	SBC Fax Coders Group ID Mib name: iPProfileSBCFaxCodersGroupID INI Name: IPPROFILE_SBCFAXCODERSGROUPID Profile name: Not Profiled
SBC Fax Behavior	Integer 0-2	Instant	"0"	0 - As Is, 1 - Handle always, 2 - Handle on Re-INVITE and block on INVITE. Mib name: iPProfileSBCFaxBehavior INI Name: IPPROFILE_SBCFAXBEHAVIOR Profile name: Not Profiled

Parameter Name	Type	Provisioning Type	Default Value	Description
SBC Fax Offer Mode	Integer 0-1	Instant	"0"	0 - Offer all supported fax coders, 1 - Offer a single fax coder (try to avoid transcoding) Mib name: iProfileSBCFaxOfferMode INI Name: IPPROFILE_SBCFAXOFFERMODE Profile name: Not Profiled
SBC Fax Answer Mode	Integer 0-1	Instant	"0"	0 - Put all supported fax coders in outgoing answer, 1 - Put a single fax coder in the outgoing answer (try to avoid transcoding) Mib name: iProfileSBCFaxAnswerMode INI Name: IPPROFILE_SBCFAXANSWERMODE Profile name: Not Profiled
SBC Remote Multiple 18x Support	Enum: NotSupported(0), Supported(1)	Instant	"1"	SBC Remote Multiple 18x Support. Mib name: iProfileSBCRemoteMultiple18xSupport INI Name: IPPROFILE_SBCREMOTEMULTIPLE18XSUPPORT Profile name: Not Profiled
SBC Remote Early Media Response Type	Enum: ResponseTypeTransparent(0), ResponseType180(1), ResponseType183(2)	Instant	"0"	SBC Remote Early Media Response Type. Mib name: iProfileSBCRemoteEarlyMediaResponseType INI Name: IPPROFILE_SBCREMOTEEARLYMEDIARESPONSETYPE Profile name: Not Profiled
SBC Remote Update Support	Enum: NotSupported(0), SupportedOnlyAfterConnect(1), Supported(2)	Instant	"2"	SBC Remote Update Support. Mib name: iProfileSBCRemoteUpdateSupport INI Name: IPPROFILE_SBCREMOTEUDATESUPPORT Profile name: Not Profiled

Parameter Name	Type	Provisioning Type	Default Value	Description
SBC Remote Reinvite Support	Enum: NotSupported(0), SupportedOnlyWithSDP(1), Supported(2)	Instant	"2"	SBC Remote Reinvite Support. Mib name: iProfileSBCRemoteReinviteSupport INI Name: IPPROFILE_SBCREMOTEREINVITESUPPORT Profile name: Not Profiled
SBC Remote Refer Behavior	Enum: NotConfigured(-1), Regular(0), DBURL(1), IPGroupName(2), HandleLocally(3)	Instant	"-1"	SBC Remote Refer Behavior. Mib name: iProfileSBCRemoteReferBehavior INI Name: IPPROFILE_SBCREMOTEREFERBEHAVIOR Profile name: Not Profiled
SBC Remote Early Media Support	Enum: NotSupported(0), Supported(1)	Instant	"1"	SBC Remote Early Media Support. Mib name: iProfileSBCRemoteEarlyMediaSupport INI Name: IPPROFILE_SBCREMOTEEARLYMEDIASUPPORT Profile name: Not Profiled
SBC Remote 3xx Behavior	Enum: NotConfigured(-1), Transparent(0), DBURL(1), HandleLocally(2)	Instant	"-1"	SBC Remote 3xx Behavior. Mib name: iProfileSBCRemote3xxBehavior INI Name: IPPROFILE_SBCREMOTEE3XXBEHAVIOR Profile name: Not Profiled
SBC Remote Delayed Offer Support	Enum: NotSupported(0), Supported(1)	Instant	"1"	SBC Remote Delayed Offer Support. Mib name: iProfileSBCRemoteDelayedOfferSupport INI Name: IPPROFILE_SBCREMOTEDELAYEDOFFERSUPPORT Profile name: Not Profiled

Parameter Name	Type	Provisioning Type	Default Value	Description
SBC Prack Mode	Enum: Optional(1), Mandatory(2),Transparent(3)	Instant	"3"	Defines the LEG's related PRACK behavior. Mib name: iPProfileSBCPrackMode INI Name: IPPROFILE_SBCPRACK MODE Profile name: Not Profiled
SBC Session Expires Mode	Enum: observer(0), transparent(1),notSupported(2),s upported(3)	Instant	"0"	Defines SBC behavior with 'Session-Expires' header. Mib name: iPProfileSBCSessionExpiresMode INI Name: IPPROFILE_SBCSESSIO NEXPIRESMODE Profile name: Not Profiled
SBC User Registration Time	Integer 0-2000000	Instant	"0"	SBC User Registration Time Mib name: iPProfileSBCUserRegistrationTime INI Name: IPPROFILE_SBCUSERR EGISTRATIONTIME Profile name: Not Profiled
SBC Remote Hold Format	Enum: transparent(0), sendOnly(1),sendOnly- IpAddress0(2),inactive(3),inactiv e-IpAddress0(4),notSupported(5)	Instant	"0"	SBC Remote Hold Format Mib name: iPProfileSBCRemoteHold Format INI Name: IPPROFILE_SBCREMOT EHOLDFORMAT Profile name: Not Profiled
SBC Allowed Media Types	String Up to 64 chars.	Instant	""	Defines SBC allowed media types (comma separated string) Mib name: iPProfileSBCAllowedMediaTypes INI Name: IPPROFILE_SBCALLOW EDMEDIATYPES Profile name: Not Profiled
SBC Jitter Compensation	Enum: disable(0), enable(1)	Instant	"0"	SBC Jitter Compensation Mib name: iPProfileSBCJitterCompensation INI Name: IPPROFILE_SBCJITTER COMPENSATION Profile name: Not Profiled

Parameter Name	Type	Provisioning Type	Default Value	Description
SBC Play Held Tone	Enum: false(0), true(1)	Instant	"0"	SBC Play Held Tone Mib name: iPProfileSBCPlayHeldTone INI Name: IPPROFILE_SBCPLAYHELDTONE Profile name: Not Profiled
SBC Reliable Held Tone Source	Enum: false(0), true(1)	Instant	"1"	SBC Reliable Held Tone Source Mib name: iPProfileSBCReliableHeldToneSource INI Name: IPPROFILE_SBCRELIABLEHELDTONESOURCE Profile name: Not Profiled
SBC Play RBT To Transferee	Enum: no(0), yes(1)	Instant	"0"	Play Ring Back Tone to transferred side on call transfer Mib name: iPProfileSBCPlayRBTToTransferee INI Name: IPPROFILE_SBCPLAYRBTTOTRANSFEREE Profile name: Not Profiled
SBC Remote Renegotiate On Fax Detection	Enum: dontCare(0), onlyInAnswerSide(1),no(2)	Instant	"0"	Describes if the remote renegotiate on fax detection Mib name: iPProfileSBCRemoteRenegotiateOnFaxDetection INI Name: IPPROFILE_SBCREMOTERENEGOTIATEONFAXDETECTION Profile name: Not Profiled
SBC Remote Replaces Behavior	Enum: transparent(0), handle-locally(1)	Instant	"0"	Controls how SBC will handle INVITE with Replaces header Mib name: iPProfileSBCRemoteReplacesBehavior INI Name: IPPROFILE_SBCREMOTEREPLACESBEHAVIOR Profile name: Not Profiled

Parameter Name	Type	Provisioning Type	Default Value	Description
SBC RTCP Mode	Enum: Transparent(0), GenerateAlways(1),GenerateOnlyIfRTPActive(2)	Instant	"-1"	SBC RTCP Mode Mib name: iPProfileSBCRtcpMode INI Name: IPPROFILE_SBCRTCPMODE Profile name: Not Profiled
SBC RTP Redundancy Behavior	Enum: AsIs(0), Extend(1),Disallow(2)	Instant	"0"	SBC RTP Redundancy Behavior Mib name: iPProfileSBCRTPRedundancyBehavior INI Name: IPPROFILE_SBCRTPREDUNDANCYBEHAVIOR Profile name: Not Profiled
SBC SDP Ptime Answer	Enum: RemoteAnswer(0), OriginalOffer(1),PreferredValue(2)	Instant	"0"	SBC SDP Ptime Answer Mib name: iPProfileSBCSDPPtimeAnswer INI Name: IPPROFILE_SBCSDPPTIMEANSWER Profile name: Not Profiled
SBC Preferred Ptime	Integer 0-200	Instant	"0"	SBC Preferred PTime Mib name: iPProfileSBCPreferredPTime INI Name: IPPROFILE_SBCPREFERREDPTIME Profile name: Not Profiled
SBC Use Silence Supp	Enum: transparent(0), add(1),remove(2)	Instant	"0"	SBC Use Silence Suppression Mib name: iPProfileSBCUseSilenceSupp INI Name: IPPROFILE_SBCUSESILENCESUPP Profile name: Not Profiled
SBC 2833 DTMF Payload Type	Integer 0-200	Instant	"0"	Defines SBC RFC2833 DTMF Payload Type Value Mib name: iPProfileSBC2833DTMFPayloadType INI Name: IPPROFILE_SBC2833DTMFPAYLOADTYPE Profile name: Not Profiled

2.37 Frame: SIP Recording

2.37.1 Tab: SIP Recording

Frame: SIP Recording, Tab: SIP Recording

Parameter Name	Type	Provisioning Type	Default Value	Description
Index	Integer 0-29	Read-Only	"0"	The index of the table Mib name: sipRecRoutingIndex INI Name: SIPRECRROUTING_INDEX Profile name: Not Profiled
Enable Rec Application	Enum: disable(0), enable(1)	Offline	"0"	Enables SIP rec functionality Mib name: sipRecEnableRecApplication INI Name: ENABLESIPREC Profile name: Not Profiled
Row Status	Enum: Active(1), NotInService(2),NotReady(3), CreateAndGo(4),CreateAndWait(5), Destroy(6)	NA	"3"	Row-Status Textual Conventions as defined in RFC 2579: Textual Conventions for SMIv2 Mib name: sipRecRoutingRowStatus INI Name: SIPRECRROUTING_ROWSTATUS Profile name: Not Profiled
Server Dest Username	String Up to 51 chars.	Instant	""	SIPRec Server Destination Username Mib name: sipRecServerDestUsername INI Name: SIPRECSERVERDESTUS ERNAME Profile name: Not Profiled
Recorded IP Group ID	Integer -1-200	Instant	"-1"	Recorded IP Group ID Mib name: sipRecRoutingRecordedIP GroupID INI Name: SIPRECRROUTING_REC RDEDIPGROUPID Profile name: Not Profiled

Parameter Name	Type	Provisioning Type	Default Value	Description
Recorded Source Prefix	String Up to 100 chars.	Instant	""	Recorded Source Prefix Mib name: sipRecRoutingRecordedSourcePrefix INI Name: SIPRECROUTING_RECORDSOURCEPREFIX Profile name: Not Profiled
Recorded Destination Prefix	String Up to 100 chars.	Instant	""	Recorded Destination Prefix Mib name: sipRecRoutingRecordedDestinationPrefix INI Name: SIPRECROUTING_RECORDDESTINATIONPREFIX Profile name: Not Profiled
Peer IP Group ID	Integer -1-200	Instant	"-1"	Peer IP Group ID Mib name: sipRecRoutingPeerIPGroupID INI Name: SIPRECROUTING_PEERIPGROUPID Profile name: Not Profiled
Peer Trunk Group ID	Integer -1-241	Instant	"-1"	Peer Trunk Group ID Mib name: sipRecRoutingPeerTrunkGroupID INI Name: SIPRECROUTING_PEERTRUNKGROUPID Profile name: Not Profiled
Caller	Enum: both(0), recordedParty(1),peerParty(2)	Instant	"0"	Caller Mib name: sipRecRoutingCaller INI Name: SIPRECROUTING_CALLER Profile name: Not Profiled
SRSIP Group ID	Integer -1-200	Instant	"-1"	Recording Server (SRS) IP Group ID Mib name: sipRecRoutingSRSIPGroupID INI Name: SIPRECROUTING_SRSIPGROUPID Profile name: Not Profiled

2.38 Frame: SIP TEL Profile

2.38.1 Tab: General Settings

Frame: SIP TEL Profile, Tab: General Settings

Parameter Name	Type	Provisioning Type	Default Value	Description
Profile Name	String Up to 19 chars.	Instant	""	Profile Name Mib name: telProfileProfileName INI Name: TELPROFILE_PROFILENAME Profile name: Not Profiled

2.38.2 Tab: Profile Parameters

Frame: SIP TEL Profile, Tab: Profile Parameters

Parameter Name	Type	Provisioning Type	Default Value	Description
Preference	Integer 0-20	Instant	"0"	Preference Mib name: telProfilePreference INI Name: TELPROFILE_TELPREFERE NCE Profile name: Not Profiled
Fax Used	Enum: NoFax(0), t38(1),g711(2),fallBack(3) ,NotConfigured(255)	Instant	"0"	Use H.323/Annex D procedure for real time FAX relay. To use this feature, disable inband DTMF by setting the FaxTransportMode to 1.0 - No fax , 1- T.38 , 2- Fax Fallback (G.711 with optimization). Mib name: telProfileIsFaxUsed INI Name: TELPROFILE_ISFAXUSED Profile name: Not Profiled
DJBuf Min Delay	Integer 0-255	Instant	"0"	Dynamic Jitter Buffer Minimum Delay (msec) Mib name: telProfileDJBufMinDelay INI Name: TELPROFILE_JITTERBUFMI NDELAY Profile name: Not Profiled
DJBuf Optimization Factor	Integer 0-255	Instant	"0"	Dynamic jitter buffer frame error/delay optimization Mib name: telProfileDJBufOptFactor INI Name: TELPROFILE_JITTERBUFOP TFACTOR Profile name: Not Profiled

Parameter Name	Type	Provisioning Type	Default Value	Description
RTP DiffServ	Integer 0-255	Instant	"0"	IP DiffServ byte value Mib name: telProfileIPDiffServ INI Name: TELPROFILE_IPDIFFSERV Profile name: Not Profiled
Signalling DiffServ	Integer 0-255	Instant	"0"	Type Of Service bits in IP header of signalling messages. Mib name: telProfileSigIPDiffServ INI Name: TELPROFILE_SIGIPDIFFSERV Profile name: Not Profiled
Voice Volume	Integer -32-255	Instant	"32"	Voice Volume Mib name: telProfileVoiceVolume INI Name: TELPROFILE_VOICEVOLUME Profile name: Not Profiled
DTMF Volume	Integer -31-255	Instant	"20"	DTMF Volume Mib name: telProfileDTMFVolume INI Name: TELPROFILE_DTMFVOLUME Profile name: Not Profiled
Input Gain	Integer -32-255	Instant	"-32"	Input Gain Mib name: telProfileInputGain INI Name: TELPROFILE_INPUTGAIN Profile name: Not Profiled
Enable Digit Delivery	Enum: Disable(0), Enable(1),NotConfigured(255)	Instant	"0"	Enables Digit delivery to TEL side Mib name: telProfileEnableDigitDelivery INI Name: TELPROFILE_ENABLEDIGITDELIVERY Profile name: Not Profiled
Enable Reversal Polarity	Enum: No(0), Yes(1),NotConfigured(255)	Instant	"0"	FXO: Connect/Disconnect calls upon detection of polarity reversal signal. FXS: generate the signal Mib name: telProfileEnableReversalPolarity INI Name: TELPROFILE_ENABLEREVERSEPOLARITY Profile name: Not Profiled

Parameter Name	Type	Provisioning Type	Default Value	Description
Enable Current Disconnect	Enum: No(0), Yes(1),NotConfigured(255)	Instant	"0"	Disconnect call upon detection of current disconnect signal Mib name: telProfileEnableCurrentDisconnect INI Name: TELPROFILE_ENABLECURRENTDISCONNECT Profile name: Not Profiled
Analog Lamp	Enum: Disable(0), Enable(1),NotConfigured(255)	Instant	"0"	Enable MWI support using an analog lamp (110 Volt) Mib name: telProfileMWIAnalogLamp INI Name: TELPROFILE_MWIANALOG Profile name: Not Profiled
Display	Enum: Disable(0), Enable(1),NotConfigured(255)	Instant	"0"	Enable MWI support using Caller ID interface Mib name: telProfileMWIDisplay INI Name: TELPROFILE_MWIDISPLAY Profile name: Not Profiled
Dial Plan Index	Integer -1-7	Instant	"-1"	Defines the plan index to be used from the external Dial Plan file. Mib name: telProfileDialPlanIndex INI Name: TELPROFILE_DIALPLANINDEX Profile name: Not Profiled
Enable Echo Canceler	Enum: Disable(0), Enable(1),NotConfigured(255)	Instant	"1"	Enables or disables the echo canceler. Mib name: telProfileECE INI Name: TELPROFILE_ENABLEEEC Profile name: Not Profiled
Max Flash Hook Detection Period	Integer 0-2000	Instant	"0"	Mib name: telProfileMaxFlashHookDetectionPeriod INI Name: TELPROFILE_FLASHHOOKPERIOD Profile name: Not Profiled

Parameter Name	Type	Provisioning Type	Default Value	Description
Enable Early Media	Enum: Disable(0), Enable(1),NotConfigured (255)	Instant	"0"	Enable Early Media Mib name: telProfileEnableEarlyMedia INI Name: TELPROFILE_ENABLEEARL YMEDIA Profile name: Not Profiled
Progress Indicator To IP	Enum: default(-1), NoPI(0),PI1(1),PI8(8),No tConfigured(255)	Instant	"0"	Determine whether to send the Progress Indicator to IP Mib name: telProfileProgressIndicatorToIP INI Name: TELPROFILE_PROGRESSIN DICATOR2IP Profile name: Not Profiled
Enable FXO Double Answer	Enum: NotSet(-1), Disabled(0),Enabled(1)	Instant	"-1"	GwApp Tel Profile Table. Mib name: telProfileEnableFXODoubleAn swer INI Name: TELPROFILE_ENABLEFXOD OUBLEANSWER Profile name: Not Profiled
Enable DID Wink	Enum: NotConfigured(-1), disable(0),single(1),doubl eWink(2),winkAndPolarit y(3)	Instant	"0"	Enable support for DID lines using Wink Mib name: telProfileEnableDIDWink INI Name: TELPROFILE_ENABLEDIDWI NK Profile name: Not Profiled
Is Two Stage Dial	Enum: NotConfigured(-1), Disable(0),Enable(1)	Instant	"0"	Mib name: telProfileIsTwoStageDial INI Name: TELPROFILE_ISTWOSTAGE DIAL Profile name: Not Profiled
Enable Voice Mail Delay	Enum: NotConfigured(-1), Disable(0),Enable(1)	Instant	"0"	Mib name: telProfileEnableVoiceMailDela y INI Name: TELPROFILE_ENABLEVOICE MAILDELAY Profile name: Not Profiled

Parameter Name	Type	Provisioning Type	Default Value	Description
Disconnect On Busy Tone	Enum: NotConfigured(-1), No(0),yes(1)	Instant	"0"	Mib name: telProfileDisconnectOnBusyTone INI Name: TELPROFILE_DISCONNECTONBUSYTONE Profile name: Not Profiled
Time For Reorder Tone	Integer 0-255	Instant	"0"	Duration of reorder tone playing before FXO releases line Mib name: telProfileTimeForReorderTone INI Name: TELPROFILE_TIMEFORREORDERERTONE Profile name: Not Profiled
Enable 911 PSAP	Enum: NotConfigured(-1), Disable(0),Enable(1)	Instant	"0"	GwApp Tel Profile Table Mib name: telProfileEnable911PSAP INI Name: TELPROFILE_ENABLE911PSAP Profile name: Not Profiled
Enable AGC	Enum: NotConfigured(-1), Disable(0),Enable(1)	Instant	"0"	Mib name: telProfileEnableAGC INI Name: TELPROFILE_ENABLEAGC Profile name: Not Profiled
ECN Ip Mode	Enum: NotConfigured(-1), AdaptiveNLP(0),DisabledNLP(1), SilenceOutputNLP(2)	Instant	"0"	Mib name: telProfileECNIpMode INI Name: TELPROFILE_ECNLPMODE Profile name: Not Profiled
Swap Tel To Ip Phone Numbers	Enum: NotConfigured(-1), Disable(0),Enable(1)	Instant	"0"	GwApp Tel Profile Table Mib name: telProfileSwapTelToIpPhoneNumbers INI Name: TELPROFILE_SWAPTELTOIPPHONENUMBERS Profile name: Not Profiled

Parameter Name	Type	Provisioning Type	Default Value	Description
FXO Ring Timeout	Integer -1-50	Instant	"-1"	Defines the delay (in 100 msec) for generating INVITE after RING_START detection. The valid range is 0 to 50 Mib name: telProfileFXORingTimeout INI Name: TELPROFILE_FXORINGTIMEOUT Profile name: Not Profiled

2.38.3 Tab: Coder Group

Frame: SIP TEL Profile, Tab: Coder Group

Parameter Name	Type	Provisioning Type	Default Value	Description
Coders Group ID	Integer 0-4	Instant	"0"	Coders Group ID Mib name: telProfileCodersGroupID INI Name: TELPROFILE_CODERSGROUPID Profile name: Not Profiled

2.39 Frame: Snmp Provisioning

2.39.1 Tab: SNMP Managers Table

Frame: Snmp Provisioning, Tab: SNMP Managers Table

Parameter Name	Type	Provisioning Type	Default Value	Description
Row Status	Enum: Active(1), NotInService(2), NotReady(3), CreateAndGo(4), CreateAndWait(5), Destroy(6)	Instant	1	<p>The status of this conceptual row. To create a row in this table, a manager must set this object to either createAndGo(4) or createAndWait(5). Until instances of all corresponding columns are appropriately configured, the value of the corresponding instance of the snmpTargetAddrRowStatus column is 'notReady'. In particular, a newly created row cannot be made active until the corresponding instances of snmpTargetAddrTDomain, snmpTargetAddrTAddress, and snmpTargetAddrParams have all been set. The following objects may not be modified while the value of this object is active(1):</p> <ul style="list-style-type: none"> - snmpTargetAddrTDomain - snmpTargetAddrTAddress <p>An attempt to set these objects while the value of snmpTargetAddrRowStatus is active(1) will result in an inconsistentValue error.</p> <p>Mib name: snmpTargetAddrRowStatus Profile name: Not Profiled</p>
Address	String Up to 255 chars.	Instant	0.0.0.0:0	<p>This object contains a transport address. The format of this address depends on the value of the snmpTargetAddrTDomain object.</p> <p>Mib name: snmpTargetAddrTAddress Profile name: Not Profiled</p>
Params	String Up to 255 chars.	Instant	1	<p>The value of this object identifies an entry in the snmpTargetParamsTable. The identified entry contains SNMP parameters to be used when generating messages to be sent to this transport address.</p> <p>Mib name: snmpTargetAddrParams Profile name: Not Profiled</p>

2.39.2 Tab: SNMPv3 Users

Frame: Snmp Provisioning, Tab: SNMPv3 Users

Parameter Name	Type	Provisioning Type	Default Value	Description
User Status	Enum: Active(1), NotInService(2), NotReady(3), CreateAndGo(4), CreateAndWait(5), Destroy(6)	Instant	1	<p>The status of this conceptual row. Until instances of all corresponding columns are appropriately configured, the value of the corresponding instance of the usmUserStatus column is 'notReady'. In particular, a newly created row for a user who employs authentication, cannot be made active until the corresponding usmUserCloneFrom and usmUserAuthKeyChange have been set. Further, a newly created row for a user who also employs privacy, cannot be made active until the usmUserPrivKeyChange has been set.</p> <p>The RowStatus TC [RFC2579] requires that this DESCRIPTION clause states under which circumstances other objects in this row can be modified:</p> <p>The value of this object has no effect on whether other objects in this conceptual row can be modified, except for usmUserOwnAuthKeyChange and usmUserOwnPrivKeyChange. For these 2 objects, the value of usmUserStatus MUST be active.</p> <p>Mib name: usmUserStatus Profile name: Not Profiled</p>
Security Name	String Up to 32 chars.	Instant	1	<p>A human readable string representing the user in Security Model independent format. The default transformation of the User-based Security Model dependent security ID to the securityName and vice versa is the identity function so that the securityName is the same as the userName.</p> <p>Mib name: usmUserSecurityName Profile name: Not Profiled</p>

Parameter Name	Type	Provisioning Type	Default Value	Description
Auth Protocol	Enum: None(0), MD5(1), SHA(2)	Instant	1	<p>An indication of whether messages sent on behalf of this user to/from the SNMP engine identified by usmUserEngineID, can be authenticated, and if so, the type of authentication protocol which is used. An instance of this object is created concurrently with the creation of any other object instance for the same user (i.e., as part of the processing of the set operation which creates the first object instance in the same conceptual row).</p> <p>If an initial set operation (i.e. at row creation time) tries to set a value for an unknown or unsupported protocol, then a 'wrongValue' error must be returned.</p> <p>The value will be overwritten/set when a set operation is performed on the corresponding instance of usmUserCloneFrom.</p> <p>Once instantiated, the value of such an instance of this object can only be changed via a set operation to the value of the usmNoAuthProtocol.</p> <p>If a set operation tries to change the value of an existing instance of this object to any value other than usmNoAuthProtocol, then an 'inconsistentValue' error must be returned.</p> <p>If a set operation tries to set the value to the usmNoAuthProtocol while the usmUserPrivProtocol value in the same row is not equal to usmNoPrivProtocol, then an 'inconsistentValue' error must be returned. That means that an SNMP command generator application must first ensure that the usmUserPrivProtocol is set to the usmNoPrivProtocol value before it can set the usmUserAuthProtocol value to usmNoAuthProtocol.</p> <p>Mib name: usmUserAuthProtocol Profile name: Not Profiled</p>
Auth Key Change	String Up to 255 chars.	Instant	1	<p>Password</p> <p>Mib name: usmUserAuthKeyChange Profile name: Not Profiled</p>

Parameter Name	Type	Provisioning Type	Default Value	Description
Privacy Protocol	Enum: None(0), DES(1), AES(2)	Instant	0	<p>An indication of whether messages sent on behalf of this user to/from the SNMP engine identified by usmUserEngineID, can be protected from disclosure, and if so, the type of privacy protocol which is used.</p> <p>An instance of this object is created concurrently with the creation of any other object instance for the same user (i.e., as part of the processing of the set operation which creates the first object instance in the same conceptual row).</p> <p>If an initial set operation (i.e. at row creation time) tries to set a value for an unknown or unsupported protocol, then a 'wrongValue' error must be returned.</p> <p>The value will be overwritten/set when a set operation is performed on the corresponding instance of usmUserCloneFrom.</p> <p>Once instantiated, the value of such an instance of this object can only be changed via a set operation to the value of the usmNoPrivProtocol.</p> <p>If a set operation tries to change the value of an existing instance of this object to any value other than usmNoPrivProtocol, then an 'inconsistentValue' error must be returned.</p> <p>Note that if any privacy protocol is used, then you must also use an authentication protocol. In other words, if usmUserPrivProtocol is set to anything else than usmNoPrivProtocol, then the corresponding instance of usmUserAuthProtocol cannot have a value of usmNoAuthProtocol. If it does, then an 'inconsistentValue' error must be returned.</p> <p>Mib name: usmUserPrivProtocol Profile name: Not Profiled</p>
Privacy Key Change	String Up to 255 chars.	Instant	1	<p>Password</p> <p>Mib name: usmUserPrivKeyChange Profile name: Not Profiled</p>

2.40 Frame: SRD Provisioning

2.40.1 Tab: SRD

Frame: SRD Provisioning, Tab: SRD

Parameter Name	Type	Provisioning Type	Default Value	Description
Name	String Up to 20 chars.	Instant	""	GwApp Signaling Routing Domain name. Mib name: srdName INI Name: SRD_NAME Profile name: Not Profiled
Media Realm	rowPointer	Instant	"-1"	MediaRealm Name Mib name: srdMediaRealm INI Name: SRD_MEDIAREALM Profile name: Not Profiled
Intra SRD Media Anchoring	Enum: anchorMedia(0), DontAnchorMedia(1)	Instant	"0"	Internal SRD Media Anchoring Mib name: srdIntraSRDMediaAnchoring INI Name: SRD_INTRASRDMEDIAANCHORING Profile name: Not Profiled
Block UnRegistered Users	Enum: no(0), yes(1)	Instant	"0"	Block Calls From Unregistered User Mib name: srdBlockUnRegUsers INI Name: SRD_BLOCKUNREGUSERS Profile name: Not Profiled
Max Number Of Registered Users	Integer -1-3000	Instant	"-1"	Max Number Of Registered Users. MP1xx - 25{@}M1K - 200{@}M2K- 250{@}M3K - 3000 Mib name: srdMaxNumOfRegUsers INI Name: SRD_MAXNUMOFREGUSERS Profile name: Not Profiled

2.41 Frame: Static Route Settings

2.41.1 Tab: Static Route Settings

Frame: Static Route Settings, Tab: Static Route Settings

Parameter Name	Type	Provisioning Type	Default Value	Description
Device Name	String Up to 16 chars.	Online	""	Device name Mib name: acSysStaticRouteDeviceName INI Name: STATICROUTETABLE_DEVICENAME Profile name: Not Profiled
Destination	String Up to 45 chars.	Online	""	Destination IP address Mib name: acSysStaticRouteDestination INI Name: STATICROUTETABLE_DESTINATION Profile name: Not Profiled
Prefix Length	Integer 0-128	Online	"16"	Prefix length Mib name: acSysStaticRoutePrefixLength INI Name: STATICROUTETABLE_PREFIXLENGTH Profile name: Not Profiled
Gateway	String Up to 45 chars.	Online	""	IP gateway address Mib name: acSysStaticRouteGateway INI Name: STATICROUTETABLE_GATEWAY Profile name: Not Profiled
Description	String Up to 29 chars.	Online	""	Static route description Mib name: acSysStaticRouteDescription INI Name: STATICROUTETABLE_DESCRIPTION Profile name: Not Profiled

2.42 Frame: System Settings Provisioning

2.42.1 Tab: HA Settings

Frame: System Settings Provisioning, Tab: HA Settings

Parameter Name	Type	Provisioning Type	Default Value	Description
Remote Address	IPAddress	Offline	""	Defines the Maintenance IF IP address of the remote HA unit. Relevant to M4K and SW-SBC. Mib name: acSysHARemoteAddress INI Name: HAREMOTEADDRESS Profile name: Not Profiled
Revertive	Enum: disable(0), enable(1)	Offline	"0"	When enabled, unit with higher HA priority will take the active state in HA system. Relevant to M4K and SW-SBC. Mib name: acSysHARevertive INI Name: HAREVERTIVEENABLED Profile name: Not Profiled
Priority	Integer 1-10	Offline	"5"	Enables the user to define the HA priority to decide if unit should be in Active or Redundant state (Valid only when acSysHARevertive is set) Relevant to M4K and SW-SBC. Mib name: acSysHAPriority INI Name: HAPRIORITY Profile name: Not Profiled
Redundant Priority	Integer 0-10	Instant	"0"	Enables the user to define the Redundant HA priority to decide if unit should be in Active or Redundant state. Valid range is 1-10. Relevant to M4K and SW-SBC. {0}If board doesn't support HA or is not configured properly returns 0 Mib name: acSysHARedundantPriority Profile name: Not Profiled
Device 1 Name	String Up to 128 chars.	Instant	""	Define the unit identification name of the first unit of HA system. Relevant to M4K and SW-SBC. Mib name: acSystemChassisHADevice1Name INI Name: HAUNITIDNAME Profile name: Not Profiled
Device 2 Name	String Up to 128 chars.	Instant	""	Define the unit identification name of the second unit of HA system. Relevant to M4K and SW-SBC. Mib name: acSystemChassisHADevice2Name INI Name: HAUNITIDNAME Profile name: Not Profiled

Parameter Name	Type	Provisioning Type	Default Value	Description
HA Monitoring Destination				
Ping Enabled	Enum: disable(0), enable(1)	Online	"0"	Enabling network monitor using ping to test reachability from defined source interface, a drop in reachability will trigger switch over to redundant unit. Mib name: acSysHAPingEnabled INI Name: HAPINGENABLED Profile name: Not Profiled
Ping Destination	IPAddress	Online	""	Defines the ping destination IP address of HA network monitor reachability module Mib name: acSysHAPingDestination INI Name: HAPINGDESTINATION Profile name: Not Profiled
Ping Source If Name	String Up to 16 chars.	Online	""	Defines the ping source interface to test for HA network monitor reachability module Mib name: acSysHAPingSourceIfName INI Name: HAPINGSOURCEIFNAME Profile name: Not Profiled
Ping Timeout	Integer 1-60	Online	"1"	Defines the ping time out value in seconds for HA network monitor reachability module Mib name: acSysHAPingTimeout INI Name: HAPINGTIMEOUT Profile name: Not Profiled
Ping Retries	Integer 0-100	Online	"2"	Defines the ping retries value for HA network monitor reachability module Mib name: acSysHAPingRetries INI Name: HAPINGRETRIES Profile name: Not Profiled
Network Watchdog Status	String Up to 400 chars.	Read-Only	""	Mib name: acSysHAStatusNetworkWatchdogStatus Profile name: Not Profiled

2.42.2 Tab: Diagnostics

Frame: System Settings Provisioning, Tab: Diagnostics

Parameter Name	Type	Provisioning Type	Default Value	Description
Enable Diagnostics	Enum: Disabled(0), BuiltInTest(1),BuiltInTestwithPartialFlash(2), BuiltInTestWithSDRAM(3),BuiltInTestOnUtopiaVxb(4),InternalUse(99)	Offline	"0"	Checks the correct functionality of the different hardware components on the board. On completion of the check, the board sends an EV_END_BIT value, which contains information on the test results of each hardware component. {@}0 = No diagnostics (default){@}1 = Perform diagnostics (full test of DSPs, PCM, Switch, LAN, PHY and Flash){@}2 = Perform diagnostics (full test of DSPs, PCM, Switch, LAN, PHY, but partial, test of Flash, a quicker mode) Mib name: acSysDiagnosticsEnable INI Name: ENABLEDIAGNOSTICS Profile name: Not Profiled

Parameter Name	Type	Provisioning Type	Default Value	Description
Enable Performance Threshold Alarms	Enum: Disable(0), Enable(1)	Instant	"0"	This parameter enables sending SNMP traps and Syslog messages when performance of the device is degraded (according to the configured thresholds). Mib name: acSysDiagnosticsEnablePerformanceThresholdAlarms INI Name: PM_ENABLETHRESHOLDALARMS Profile name: Not Profiled
Syslog enable	Enum: Disable(0), Enable(1)	Online	"0"	Enable SysLog protocol log. Mib name: acSyslogEnable INI Name: ENABLESYSLOG Profile name: Not Profiled
Syslog server Ip Address	IP Address	Online	"0.0.0.0"	This parameter defines the IP address in dotted format notation. e.g., 192.10.1.255{@}Range = Legal IP address Mib name: acSyslogServerIPAddress INI Name: SYSLOGSERVERIP Profile name: Not Profiled
Syslog Server Port Number	Integer 0-65535	Online	"514"	Defines the Port number of the Syslog Server. Range = Legal Port Number Mib name: acSyslogAcSyslogServerPortNumber INI Name: SYSLOGSERVERPORT Profile name: Not Profiled

Parameter Name	Type	Provisioning Type	Default Value	Description
Syslog Facility	Integer 16-23	Online	"16"	parameter to determine the facility number at syslog messages. can be: {@}16 = local use 0 (local0){@}17 = local use 1 (local1){@}..{@}23 = local use 0 (local7) Mib name: acSyslogFacility INI Name: SYSLOGFACILITY Profile name: Not Profiled

2.42.3 Tab: Application Settings

Frame: System Settings Provisioning, Tab: Application Settings

Parameter Name	Type	Provisioning Type	Default Value	Description
NTP				
Primary Server Address	String Up to 100 chars.	Instant	""	Defines the NTP Server FQDN or IP address. Mib name: acSysNTPPrimaryServerAddress INI Name: NTPSERVER Profile name: System Profile
Secondary Server Address	String Up to 100 chars.	Instant	""	Defines the NTP Secondary FQDN or Server IP address. Mib name: acSysNTPSecondaryServerAddress INI Name: NTPSECONDARYSERVER Profile name: System Profile

Parameter Name	Type	Provisioning Type	Default Value	Description
Utc Offset (seconds)	Integer -43200-43200	Instant	"0"	This parameter is used to define the NTP time to offset, in seconds. {@}Default = 0{@}Range = -43200 to +43200 seconds Mib name: acSysNTPUtcOffset INI Name: NTPSERVERUTCOffset Profile name: System Profile
Update Interval (seconds)	Integer 1-2147483647	Instant	"86400"	This parameter defines the NTP update interval, in seconds. It's inadvisable to set it exceeding 1 month (2592000 seconds). Range = 0 to 2592000 seconds{@}Default = 86400 seconds Mib name: acSysNTPUpdateInterval INI Name: NTPUPDATEINTERVAL Profile name: System Profile
Auth Key Id	Integer -2147483648-2147483647	Instant	"0"	NTP authentication key identifier (0 = no authentication) Mib name: acSysNTPAuthKeyId INI Name: NTPAUTHKEYID Profile name: Not Profiled
Auth Md5 Key	String Up to 31 chars.	Instant	""	NTP authentication secret key Mib name: acSysNTPAuthMd5Key INI Name: NTPAUTHMD5KEY Profile name: Not Profiled
Day Light Saving Time				

Parameter Name	Type	Provisioning Type	Default Value	Description
Mode	Enum: Disable(0), Enable(1)	Instant	"0"	Determines whether to enable the time adjustment to day light saving time while update time from NTP server Mib name: acSysDayLightSavingTimeMode INI Name: DAYLIGHTSAVINGTIMEENABLE Profile name: System Profile
Offset (min)	Integer 0-120	Instant	"60"	when DayLightSavingTime Enable is Enable, this parameter determine the fix size in minutes: 0-120 Mib name: acSysDayLightSavingTimeOffset INI Name: DAYLIGHTSAVINGTIMEOFFSET Profile name: System Profile
Start (mo:dd:hh:mm)	String Up to 16 chars.	Instant	""	This parameter defines the date and time of starting day light time in current year. 2 Possible Formats: 1. (Day of Year) mo:dd:hh:mm . 2. (Day of Month) mo:wday/week:hh:mm where week of month is 01-04, or 05 for specifying last week of the month, and wday is one of the Week Days: SUN, MON, TUE, WED, THU, FRI, SAT. Mib name: acSysDayLightSavingTimeStart INI Name: DAYLIGHTSAVINGTIMESTART Profile name: System Profile

Parameter Name	Type	Provisioning Type	Default Value	Description
End (mo:dd:hh:mm)	String Up to 16 chars.	Instant	""	This parameter defines the date and time of ending day light time in current year. 2 Possible Formats: 1. (Day of Year) mo:dd:hh:mm . 2. (Day of Month) mo:wday/week:hh:mm m where week of month is 01-04, or 05 for specifying last week of the month, and wday is one of the Week Days: SUN, MON, TUE, WED, THU, FRI, SAT. Mib name: acSysDayLightSavingTimeEnd INI Name: DAYLIGHTSAVINGTIMEEND Profile name: System Profile
STUN				
System NAT Type	Enum: stunDisabled(-1), none(0),fullCone(1),restricted(2),portRestricted(3),symmetric(4),symmetricFireWall(5),blocked(6),unknown(7),natIdentificationInProgress(10)	Read-Only	"0"	Identified NAT type.;- 1 - STUN client is disabled;0 - None;1 - FullCone;2 - Restricted;3 - PortRestricted;4 - Symmetric;5 - SymmetricFireWall;6 - Blocked;7 - Unknown;10 - NAT identification in progress Mib name: acSysNATType Profile name: Not Profiled

Parameter Name	Type	Provisioning Type	Default Value	Description
Keep Alive Trap Port	Integer 0-65334	Instant	"162"	The port to which the keep alive traps are sent to. Mib name: acSysSNMPKeepAliveTrapPort INI Name: KEEPALIVETRAPP ORT Profile name: System Profile
DHCP				

Parameter Name	Type	Provisioning Type	Default Value	Description
DHCP Enable	Enum: Disable(0), Enable(1)	Online	"0"	<p>Enables/disables DHCP support. {0} = Disable{1} = Enable{2}After the gateway is powered up, it attempts to communicate with a BootP server. If a BootP server does not respond and if DHCP is enabled, the gateway attempts to obtain its IP address and other network parameters from the DHCP server. {3}Note that throughout the DHCP procedure, the BootP/TFTP application must be deactivated. If it isn't deactivated, the gateway receives a response from the BootP server instead of the DHCP server. {4}For additional information on DHCP, refer to the product documentation.</p> <p>{5}Note: DHCPEnable is a special ?Hidden? parameter. Once defined and saved in flash memory, its assigned value doesn't revert to its default even if the parameter doesn't appear in the INI file.</p> <p>Mib name: acSysIPDHCPEnable</p> <p>INI Name: DHCPENABLE</p> <p>Profile name: System Profile</p>

Parameter Name	Type	Provisioning Type	Default Value	Description
DHCP Speed Factor	Integer 0-10	Offline	"1"	Controls the DHCP renewal speed. When set to 0, the DHCP lease renewal is disabled. Otherwise, the renewal time is divided by this factor. Some DHCP-enabled routers perform better when set to 4. {@}0 = Disable DHCP {@}1 = Normal {@}2 to 10 = Fast Mib name: acSysIPDHCPSpeedFactor INI Name: DHCPSPEEDFACTOR Profile name: System Profile

2.42.4 Tab: NFS Settings

Frame: System Settings Provisioning, Tab: NFS Settings

Parameter Name	Type	Provisioning Type	Default Value	Description
Index	Integer 0-15	NA	"0"	Index Field for line. Internal parameter. Index can be up to 15 in dependency of board type. Mib name: acSysNFSIndex INI Name: NFSSERVERS_INDEX Profile name: Not Profiled
Status	Enum:	NA	"0"	ROWSTATUS field for line. Internal parameter. Mib name: acSysNFSRowStatus Profile name: NFS Profile
Host Or IP	String Up to 39 chars.	Online	""	The domain name or IP address of the NFS server. If a domain name is provided, then a DNS server must be configured. Mib name: acSysNFSHostOrIP INI Name: NFSSERVERS_HOSTORIP Profile name: NFS Profile
Root Path	String Up to 99 chars.	Online	""	Path to the root of the exported file system. Mib name: acSysNFSRootPath INI Name: NFSSERVERS_ROOTPATH Profile name: NFS Profile

Parameter Name	Type	Provisioning Type	Default Value	Description
Nfs Version	Enum: v2(2), v3(3)	Online	"3"	NFS version to use with this remote file system, 2 or 3 (default). Mib name: acSysNFSNfsVersion INI Name: NFSSERVERS_NFSVERSION Profile name: NFS Profile
Auth Type	Enum: null(0), unix(1)	Online	"1"	Identifies the authentication method used with this remote file system, 0 for AUTH_NULL, 1 for AUTH_UNIX (default). Mib name: acSysNFSAuthType INI Name: NFSSERVERS_AUTHTYPE Profile name: NFS Profile
UID	Integer 0-2147483647	Online	"0"	User ID used in authentication if using AUTH_UNIX. The default is 0. Mib name: acSysNFSUID INI Name: NFSSERVERS_UID Profile name: NFS Profile
GID	Integer 0-2147483647	Online	"1"	Group ID used in authentication if using AUTH_UNIX. The default is 1. Mib name: acSysNFSGID INI Name: NFSSERVERS_GID Profile name: NFS Profile
Vlan Type	Enum: oam(0), media(1)	Online	"0"	The VLAN, OAM(0) or Media(1), to use when accessing this remote file system. The default is to use;the media VLAN. This parameters applies only if multiple IP addresses are configured on this board. Mib name: acSysNFSVlanType INI Name: NFSSERVERS_VLANTYPE Profile name: NFS Profile

2.42.5 Tab: Security Settings

Frame: System Settings Provisioning, Tab: Security Settings

Parameter Name	Type	Provisioning Type	Default Value	Description
TLS & Certificates				
TLS Version	Enum: SSL-2-3-and-TLS-1(0), TLS-1-only(1)	Online	"0"	This parameter defines the supported versions of SSL/TLS. When set to 0, SSL/TLS handshakes always start with SSL 2.0 and switch to TLS 1.0 if both peers support it. {0}When set to 1, TLS 1.0 is the only version supported; clients attempting to contact the device using SSL 2.0 will be rejected. {0}{0}Possible values: {0}0 = SSL 2.0, SSL 3.0, and TLS 1.0 are supported (default){0}1 = TLS 1.0 will always be used Mib name: acSysSecurityTLSVersion INI Name: TLSVERSION Profile name: Not Profiled
TLS FIPS 140 Mode	Enum: disabled(0), enabled(1)	Offline	"0"	Determines whether to enable the FIPS140 mode for TLS. Mib name: acSysSecurityTLSFIPS140Mode INI Name: TLS_FIPS140_MODE Profile name: System Profile
HTTPS Cipher String	String Up to 200 chars.	Offline	"0"	Requires client certificates for HTTPS connection. The client certificate must be preloaded on the gateway, and its matching private key must be installed on the managing computer. Time and date must be correctly set on the gateway, for the client certificate to be verified. Mib name: acSysWEBHTTPSCipherString INI Name: HTTPSCIPHERSTRING Profile name: Not Profiled
HTTPS Require Client Certificate	Enum: disable(0), enable(1)	Online	"0"	Requires client certificates for HTTPS connection. The client certificate must be preloaded on the gateway, and its matching private key must be installed on the managing computer. {0}Time and date must be correctly set on the gateway, for the client certificate to be verified. Mib name: acSysSecurityHTTPSRequireClientCertificate INI Name: HTTPSREQUIRECLIENTCERTIFICATE Profile name: System Profile

Parameter Name	Type	Provisioning Type	Default Value	Description
AUPD Verify Certificates	Enum: disable(0), enable(1)	Online	"0"	This parameter configures the AutoUpdate facility to verify server certificates when using HTTPS. Mib name: acSysSecurityAUPDVerifyCertificates INI Name: AUPDVERIFYCERTIFICATES Profile name: System Profile
TLS Expiry Check Start	Integer 0-3650	Instant	"60"	The system will report when the TLS server certificate is about to expire within this number of days. Mib name: acSysSecurityTLSExpiryCheckStart INI Name: TLSEXPIRYCHECKSTART Profile name: System Profile
TLS Expiry Check Period	Integer 1-3650	Instant	"7"	Defines how often the system will check for TLS server certificate expiry (in days). Mib name: acSysSecurityTLSExpiryCheckPeriod INI Name: TLSEXPIRYCHECKPERIOD Profile name: System Profile
OCSP				
OCSP Enable	Enum: disabled(0), enabled(1)	Instant	"0"	Enables or disables certificate checking via OCSP. Mib name: acSysSecurityOcspEnable INI Name: OCSPENABLE Profile name: System Profile
OCSP Server IP Type	inetAddressType	Instant	"0"	This parameter defines the OCSP server's IP address Type. 0 - unknown{@}1 - IPv4{@}2 - IPv6 Mib name: acSysSecurityOcspServerIPType Profile name: System Profile
OCSP Server IP	String Up to chars.	Instant	""	This parameter defines the OCSP server's IP address. Range = Legal IP address Mib name: acSysSecurityOcspServerIP INI Name: OCSPSERVERIP Profile name: System Profile
OCSP Secondary Server IP Type	inetAddressType	Instant	"0"	This parameter defines the OCSP secondary server's IP address Type. 0 - unknown{@}1 - IPv4{@}2 - IPv6 Mib name: acSysSecurityOcspSecondaryServerIPType Profile name: Not Profiled

Parameter Name	Type	Provisioning Type	Default Value	Description
OCSP Secondary Server IP	String Up to chars.	Instant	""	This parameter defines the OCSP secondary server IP address. Range = Legal IP address Mib name: acSysSecurityOcsSecondaryServerIP INI Name: OCSPSECONDARYSERVERIP Profile name: Not Profiled
OCSP Server Port	Integer 1-32767	Instant	"2560"	This parameter defines the OCSP server's TCP port number. Range = 1 to 32767. Mib name: acSysSecurityOcsServerPort INI Name: OCSPSERVERPORT Profile name: System Profile
OCSP Default Response	Enum: rejectPeerCertificate(0), allowPeerCertificate(1)	Instant	"0"	Determines default OCSP behavior when the server cannot be contacted. 0 = reject peer certificate.{@}1 = allow peer certificate.{@} Mib name: acSysSecurityOcsDefaultResponse INI Name: OCSPDEFAULTRESPONSE Profile name: System Profile
Require Strict Certification	Enum: disable(0), enable(1)	Online	"0"	Verify the certification strictly - for SSL Mib name: acSysSecurityRequireStrictCertification INI Name: REQUIRESTRICTCERT Profile name: System Profile

2.42.6 Tab: License

Frame: System Settings Provisioning, Tab: License

Parameter Name	Type	Provisioning Type	Default Value	Description
Product Key	String Up to 40 chars.	Instant	""	Product Key for SSBC. Mib name: acSysLicenseKeyProductKey INI Name: PRODUCTKEY Profile name: Not Profiled
Serial Number	Integer 0-2147483647	Read-Only	"0"	serial number of board. Mib name: acSysIdSerialNumber Profile name: Not Profiled
Supported Features	String Up to 484 chars.	Read-Only	""	List of all activated features. Mib name: acSysLicenseKeyActiveList Profile name: Not Profiled

2.42.7 Tab: Logging

Frame: System Settings Provisioning, Tab: Logging

Parameter Name	Type	Provisioning Type	Default Value	Description
Index	Integer 0-29	Read-Only	"0"	The index of the cost group. Mib name: loggingFiltersIndex INI Name: LOGGINGFILTERS_INDEX Profile name: Not Profiled
Debug Recording Destination IP	IPAddress	Instant	""	Defines the destination IP address for Debug Recording default target Mib name: loggerDebugRecordingDestIP INI Name: DEBUGRECORDINGDESTIP Profile name: Not Profiled
Type	Enum: unknownFilter(0), anyFilter(1), trunkIdFilter(2),trunkGroupIdFilter(3), bChannelFilter(4),fxsFxoFilter(5),telToIpFilter(6), ipToTelFilter(7),ipGroupdFilter(8),srFilter(9),classificationFilter(10),ipToIpRoutingFilter(11),userFilter(12)	Online	"0"	Type of logging filter Mib name: loggingFiltersType INI Name: LOGGINGFILTERS_FILTERTYPE Profile name: Not Profiled

Parameter Name	Type	Provisioning Type	Default Value	Description
Debug Recording Destination Port	Integer 1-65535	Instant	"925"	Defines the destination UDP Port for Debug Recording default target Mib name: loggerDebugRecordingDestPort INI Name: DEBUGRECORDINGDESTPORT Profile name: Not Profiled
Value	String Up to 19 chars.	Online	""	Value of log filter Mib name: loggingFiltersValue INI Name: LOGGINGFILTERS_VALUE Profile name: Not Profiled
Debug Recording Status	Enum: Stop(0), Start(1)	Instant	"0"	Determines if Debug Recording should be Stopped (0) or Started (1) Mib name: loggerDebugRecordingStatus INI Name: DEBUGRECORDINGSTATUS Profile name: Not Profiled
Syslog	Enum: disable(0), enable(1)	Online	"0"	Print Syslog false(0) true(1) Mib name: loggingFiltersSyslog INI Name: LOGGINGFILTERS_SYSLOG Profile name: Not Profiled

Parameter Name	Type	Provisioning Type	Default Value	Description
Capture Type	Enum: captureNone(0), captureSig(1),captureSigMedia(2), captureSigMediaPCM(3),capturePSTN(4)	Online	"0"	Capture Type Mib name: loggingFiltersCaptureType INI Name: LOGGINGFILTERS_CAPTURETYPE Profile name: Not Profiled
Row Status	Enum: Active(1), NotInService(2),NotReady(3),CreateAndGo(4),CreateAndWait(5),Destroy(6)	NA	"3"	Row-Status Textual Conventions as defined in RFC 2579: Textual Conventions for SMIv2 Mib name: loggingFiltersRowStatus INI Name: LOGGINGFILTERS_ROWSTATUS Profile name: Not Profiled

2.42.8 Tab: Test Call

Frame: System Settings Provisioning, Tab: Test Call

Parameter Name	Type	Provisioning Type	Default Value	Description
Test Call ID	String Up to 14 chars.	Instant	""	Incoming test call prefix Mib name: miscTestCallID INI Name: TESTCALLID Profile name: TEST_CALL
SBC Test ID	String Up to 14 chars.	Instant	""	Incoming SBC test ID (bypass TestCallID) Mib name: miscSBCtestID INI Name: SBCTESTID Profile name: TEST_CALL

2.43 Frame: TDM And Timing Parameters Provisioning

2.43.1 Tab: TDM

Frame: TDM And Timing Parameters Provisioning, Tab: TDM

Parameter Name	Type	Provisioning Type	Default Value	Description
TDM Bus				
TDM Bus Type	Enum: MVIP-BUS(0), SC-BUS(1), USE-FRAMERS(2), QSLAC-BUS(3), USE-H110-BUS(4), USE-EXT-BUS(5), ANALOG-BUS(6), USE-PSTN-SW-ONLY(8)	Offline	"0"	Selects the TDM bus interface to be used (only one TDM bus interface can be enabled at one time although more than one can physically exist on the board). Range: {@}0 = acMVIP_BUS{@}1 = acSC_BUS{@}2 = acFRAMERS{@}4 = acH100_BUS{@}5 = EXT TDM{@}6 = Analog{@}8 = SW Pstn{@}{@}Default: {@}TP-1610 and TP-2810 = 2; TPM-1100 = 5; TP-260 = 1 Mib name: acSysTDMBusType INI Name: TDMBUSTYPE Profile name: Not Profiled
TDM Bus Speed	Enum: acTDMBusSpeed-2Mbps(0), acTDMBusSpeed-4Mbps(2), acTDMBusSpeed-8Mbps(3), acTDMBusSpeed-16Mbps(4)	Offline	"0"	Selects the TDM bus speed according to the Bus Type as follows: SC = 0/2/3{@}H.110/H.100 = 3{@}MVIP = 0{@}Where: {@}{@}0 = 2048 kbps{@}2 = 4096 kbps{@}3 = 8192 kbps{@}4 = 16384 kbps{@}Default: TP-260 = 2; All other boards = 3 Mib name: acSysTDMBusSpeed INI Name: TDMBUSSPEED Profile name: Not Profiled

2.43.2 Tab: Digital PCM Settings

Frame: TDM And Timing Parameters Provisioning, Tab: Digital PCM Settings

Parameter Name	Type	Provisioning Type	Default Value	Description
PCM Law Select	Enum: MuLaw(3), ALaw(1),Automatic(0)	Offline	"0"	Selects the type of PCM companding law in input/output TDM bus (TDM bus is defined using the TDMBusType parameter). {@}1 = A-law{@}3 = Mu-Law Mib name: acSysPCMLawSelect INI Name: PCMLAWSELECT Profile name: TDM & Timing Profile
Idle PCM Pattern	Integer 0-255	Offline	"0"	Defines the PCM pattern applied to the E1/T1 timeslot (B-channel) when the channel is idle. Default:{@}0xFF if PCMLawSelect is Mu-Law{@}0xD5 if PCMLawSelect is A-Law{@} Range = 0x00 to 0xFF Mib name: acSysPCMIdlePattern INI Name: IDLEPCMPATTERN Profile name: TDM & Timing Profile
Idle ABCD Pattern	Integer 0-255	Offline	"0"	Defines the ABCD (CAS) pattern to be applied on the signaling bus before it is changed by the user or the PSTN protocol. This is only relevant when using PSTN interface with CAS protocols. Range = 0x0 to 0xF Mib name: acSysPCMIdleABCDPattern INI Name: IDLEABCDPATTERN Profile name: TDM & Timing Profile

2.43.3 Tab: System Timing

Frame: TDM And Timing Parameters Provisioning, Tab: System Timing

Parameter Name	Type	Provisioning Type	Default Value	Description
Clock Parameters				
TDM Bus Clock Source	Enum: Internal(1), MVIP(3),Network(4),H110-A(8),H110-B(9),netReference1(10),NetReference2(11),SC-2M(12),SC-4M(13),SC-8M(14),BITS(15),Network-b(16),ATM-OC3(17),ATM-OC3-B(18),ATM-OC12(19),Network-DS3-1(20),Network-DS3-2(21),Network-DS3-3(22)	Online	"1"	<p>Selects the clock source on which the board synchronizes.</p> <p>1 = Local oscillator{@}3 = MVIP{@}4 = PSTN Network{@}8 = H.110A{@}9 = H.110B{@}10 = NetRef1{@}11 = NetRef2{@}12 = SC2M{@}13 = SC4M{@}14 = SC8M{@}15 = BITS{@}16 = Network-B{@}17 = ATM-OC3{@}18 = ATM-OC3-B{@}19 = ATM-OC12{@}20 = Network-DS3-1{@}21 = Network-DS3-2{@}22 = Network-DS3-3{@}Default = 1{@}TP-1610 = 3{@}{@}The Paramater is online for TP6310 and TP8410 . For all other boards, the parameter is offline.</p> <p>Mib name: acSysTDMClockSource INI Name: TDMBUSCLOCKSOURCE Profile name: TDM & Timing Profile</p>

Parameter Name	Type	Provisioning Type	Default Value	Description
TDM Bus Local Reference	Integer 0-256	Online	"0"	<p>When the clock source is set to Network, this parameter selects the Trunk ID to be used as the clock synchronization source of the board.</p> <p>When using H.110/H.100 bus, this parameter also selects the trunk used as the clock source for the NetRef clock generation (in this case, the clock source must not be set to Network.{@}Range = 0 to (MAX_TRUNK_NUM-1)</p> <p>Mib name: acSysTDMClockLocalReference</p> <p>INI Name: TDMBUSLOCALREFERENCE</p> <p>Profile name: TDM & Timing Profile</p>

2.44 Frame: Test Calls

2.44.1 Tab: General

Frame: Test Calls, Tab: General

Parameter Name	Type	Provisioning Type	Default Value	Description
URI	String Up to 152 chars.	Instant	""	Endpoint URI (can be either 'user' or 'user@host') Mib name: testCallURI INI Name: TEST_CALL_ENDPOINTURI Profile name: TEST_CALL
Called URI	String Up to 152 chars.	Instant	""	Called URI Mib name: testCallCalledURI INI Name: TEST_CALL_CALLEDURI Profile name: TEST_CALL
Route By	Enum: tel2IP(0), ipGroup(1),destAddress(2)	Instant	"0"	Route By Type Mib name: testCallRouteBy INI Name: TEST_CALL_ROUTEBY Profile name: TEST_CALL
IP Group ID	Integer -2-48	Instant	"-1"	IP Group ID Mib name: testCallIPGroupID INI Name: TEST_CALL_IPGROUPID Profile name: TEST_CALL
Dest Address	String Up to 49 chars.	Instant	""	Destination address and optional port Mib name: testCallDestAddress INI Name: TEST_CALL_DESTADDRESS Profile name: TEST_CALL
Dest Transport Type	Enum: notConfigured(-1), uDP(0),tCP(1),tLS(2)	Instant	"-1"	Destination transport type Mib name: testCallDestTransportType INI Name: TEST_CALL_DESTTRANSPORTTYPE Profile name: TEST_CALL
SRD	Integer -1-48	Instant	"0"	SRD Mib name: testCallSRD INI Name: TEST_CALL_SRD Profile name: TEST_CALL
Application Type	Enum: ip2ip(0), sAs(1),sBC(2)	Instant	"0"	Application type Mib name: testCallApplicationType INI Name: TEST_CALL_APPLICATIONTYPE Profile name: TEST_CALL

2.44.2 Tab: Authentication

Frame: Test Calls, Tab: Authentication

Parameter Name	Type	Provisioning Type	Default Value	Description
Auto Register	Integer 0-1	Instant	"false(0),true(1)"	Auto register Mib name: testCallAutoRegister INI Name: TEST_CALL_AUTOREGISTER Profile name: TEST_CALL
User Name	String Up to 49 chars.	Instant	""	User name for registration Mib name: testCallUserName INI Name: TEST_CALL_USERNAME Profile name: TEST_CALL
Password	String	Instant	""	Password for registration Mib name: testCallPassword INI Name: TEST_CALL_PASSWORD Profile name: TEST_CALL

2.44.3 Tab: Test Settings

Frame: Test Calls, Tab: Test Settings

Parameter Name	Type	Provisioning Type	Default Value	Description
Call Party	Enum: Caller(0), Called(1)	Instant	"0"	Test call party - i.e. Caller or Called Mib name: testCallCallParty INI Name: TEST_CALL_CALLPARTY Profile name: TEST_CALL
Max Channels	Integer 1-240	Instant	"1"	Maximum concurrent channels for session Mib name: testCallMaxChannels INI Name: TEST_CALL_MAXCHANNELS Profile name: TEST_CALL
Call Duration	Integer -1-100000	Instant	"20"	Call duration in seconds (-1 for auto, 0 for infinite) Mib name: testCallCallDuration INI Name: TEST_CALL_CALLDURATION Profile name: TEST_CALL
Calls Per Second	Integer 1-10	Instant	"10"	Calls per second Mib name: testCallCallsPerSecond INI Name: TEST_CALL_CALLSPERSECOND Profile name: TEST_CALL
Test Mode	Enum: Once(0), Continuous(1)	Instant	"0"	Test mode Mib name: testCallTestMode INI Name: TEST_CALL_TESTMODE Profile name: TEST_CALL

Parameter Name	Type	Provisioning Type	Default Value	Description
Test Duration	Integer 0-100000	Instant	"0"	Test duration (minutes) Mib name: testCallTestDuration INI Name: TEST_CALL_TESTDURATION Profile name: TEST_CALL
Play	Enum: Disable(0), DTMF(1)	Instant	"0"	Playback mode Mib name: testCallPlay INI Name: TEST_CALL_PLAY Profile name: TEST_CALL
Schedule Interval	Integer 0-100000	Instant	"0"	0 disables scheduling, any positive number defines the interval between scheduled calls in minutes Mib name: testCallScheduleInterval INI Name: TEST_CALL_SCHEDULEINTERVAL Profile name: TEST_CALL

2.45 Frame: Time Band Provisioning

2.45.1 Tab: Time Band

Frame: Time Band Provisioning, Tab: Time Band

Parameter Name	Type	Provisioning Type	Default Value	Description
Start Time	String Up to 13 chars.	Instant	""	The start time and day of the time band. For example: FRI:08:00 Mib name: timebandStartTime INI Name: COSTGROUPTIMEBANDS_STARTTIME Profile name: Not Profiled
End Time	String Up to 13 chars.	Instant	""	The end time and day of the time band. For example: FRI:08:00 Mib name: timebandEndTime INI Name: COSTGROUPTIMEBANDS_ENDTIME Profile name: Not Profiled
Connect Cost	Integer 0-30000	Instant	"0"	The cost per minute for calls within this timeband. Mib name: timebandConnectionCost INI Name: COSTGROUPTIMEBANDS_CONNECTIONCOST Profile name: Not Profiled
Time Cost	Integer 0-30000	Instant	"0"	The cost per minute for calls within this timeband. Mib name: timebandMinuteCost INI Name: COSTGROUPTIMEBANDS_MINUTECOST Profile name: Not Profiled

2.46 Frame: Trunk Group

2.46.1 Tab: Trunk Group

Frame: Trunk Group, Tab: Trunk Group

Parameter Name	Type	Provisioning Type	Default Value	Description
Module	Integer -1-255	Instant	"-1"	Channels Module Mib name: channelsModule INI Name: TRUNKGROUP_MODULE Profile name: Not Profiled
Starting Channel	Integer 1-2016	Instant	"1"	Starting Channel for this trunk/hunt group Mib name: channelsStartingCh INI Name: TRUNKGROUP_FIRSTBCHANNEL Profile name: Not Profiled
Last Channel	Integer 1-2016	Instant	"1"	Last Channel for the trunk/hunt group Mib name: channelsLastCh INI Name: TRUNKGROUP_LASTBCHANNEL Profile name: Not Profiled
Starting Phone Number	String Up to 50 chars.	Instant	""	Starting Phone Number Mib name: channelsStartingPhoneNum INI Name: TRUNKGROUP_FIRSTPHONENUMBER Profile name: Not Profiled
Trunk/Hunt Group ID	Integer 0-255	Instant	"0"	Trunk/Hunt group ID Mib name: channelsTrunkGroupID INI Name: TRUNKGROUP_TRUNKGROUPNUM Profile name: Not Profiled
Trunk ID	Integer 0-255	Instant	"0"	Trunk/Hunt group ID Mib name: channelsTrunkID INI Name: TRUNKGROUP_FIRSTTRUNKID Profile name: Not Profiled
Last Trunk ID	Integer 0-255	Instant	"255"	Last Trunk/Hunt group ID Mib name: channelsLastTrunkID INI Name: TRUNKGROUP_LASTTRUNKID Profile name: Not Profiled
Profile ID	Integer 0-9	Instant	"0"	Profile ID Mib name: channelsProfileID INI Name: TRUNKGROUP_PROFILEID Profile name: Not Profiled

2.47 Frame: Trunk Group Settings

2.47.1 Tab: Trunk Group Settings

Frame: Trunk Group Settings, Tab: Trunk Group Settings

Parameter Name	Type	Provisioning Type	Default Value	Description
Trunk/Hunt Group ID	Integer 0-255	Instant	"0"	Trunk/Hunt group ID Mib name: trunkGroupSettingsTrunkGroupID INI Name: TRUNKGROUPSETTINGS_TRUNKGROUPID Profile name: Not Profiled
Channel Selection Mode	Enum: ByPhoneNumber(0), CyclicAscending(1),AscendingAlways(2),CyclicDescending(3),DescendingAlways(4),ByPhoneNumberCyclicAscending(5),BySourcePhoneNumber(6),TrunkCyclicAscending(7),TrunkAndChannelCyclicAscending(8),RingToHuntGroup(9),SelectTrunkBySupplementaryServicesTable(10),destNumberAndAscending(11),ValueNotSet(255)	Instant	"0"	Selects the next available (free) Gateway port, FXO/PSTN: affects outgoing calls channel selection FXS:affects incoming call channel selection Mib name: trunkGroupSettingsChannelSelectMode INI Name: TRUNKGROUPSETTINGS_CHANNELS ELECTMODE Profile name: Not Profiled
Registration Mode	Enum: PerEndpoint(0), PerGateway(1),NotApplicable(2),DoNotRegister(4),perAccount(5),ValueNotSet(255)	Instant	"255"	Mib name: trunkGroupSettingsRegistrationMode INI Name: TRUNKGROUPSETTINGS_REGISTRATIONMODE Profile name: Not Profiled

Parameter Name	Type	Provisioning Type	Default Value	Description
Contact User	String Up to 50 chars.	Instant	""	Mib name: trunkGroupSettingsC ontactUser INI Name: TRUNKGROUPSET TINGS_CONTACTU SER Profile name: Not Profiled
Serving IP Group	Integer -1-49	Instant	"-1"	Mib name: trunkGroupSettingsS ervingIPGroup INI Name: TRUNKGROUPSET TINGS_SERVINGIP GROUP Profile name: Not Profiled
MWI Interrogation Type	Enum: None(0), UseActivateOnly(1),Result NotUsed(2),UseResult(3), NotConfigured(255)	Instant	"0"	Mib name: trunkGroupSettingsM wiInterrogationType INI Name: TRUNKGROUPSET TINGS_MWIINTERR OGATIONTYPE Profile name: Not Profiled
Group Name	String Up to 240 chars.	Instant	""	Mib name: trunkGroupSettingsG rpName INI Name: TRUNKGROUPSET TINGS_TRUNKGRO UPNAME Profile name: Not Profiled

2.48 Frame: VoIP Network Provisioning

2.48.1 Tab: Proxy Set

Frame: VoIP Network Provisioning, Tab: Proxy Set

Parameter Name	Type	Provisioning Type	Default Value	Description
Index	Integer 0-499	NA	"0"	Mib name: sipProxySetIndex INI Name: PROXYSET_INDEX Profile name: Not Profiled
Proxy Name	String Up to 20 chars.	Online	""	Proxy Name Mib name: sipProxySetProxyName INI Name: PROXYSET_PROXYNAME Profile name: Not Profiled
Row Status	Enum: Active(1), NotInService(2),NotReady(3),C reateAndGo(4),CreateAndWait(5),Destroy(6)	Instant	"3"	Row-Status Textual Conventions as defined in RFC 2579: Textual Conventions for SMIv2 Mib name: sipProxySetRowStatus Profile name: Not Profiled
Enable Proxy Keep Alive	Enum: Disable(0), UsingOptions(1),UsingRegister(2)	Instant	"0"	GwApp Proxy Set Table Mib name: sipProxySetEnableProxy KeepAlive INI Name: PROXYSET_ENABLEP ROXYKEEPALIVE Profile name: Not Profiled
ProxyKeepA liveTime	Integer 5-2000000	Instant	"5"	GwApp Proxy Set Table Mib name: sipProxySetProxyKeepA liveTime INI Name: PROXYSET_PROXYKE EPALIVETIME Profile name: Not Profiled

Parameter Name	Type	Provisioning Type	Default Value	Description
Proxy Load Balancing Method	Enum: Disable (0), RoundRobin(1),RandomWeights(2)	Instant	"0"	GwApp Proxy Set Table Mib name: sipProxySetProxyLoadBalancingMethod INI Name: PROXYSET_PROXYLOADBALANCINGMETHOD Profile name: Not Profiled
Is Proxy Hot Swap	Enum: Disable(0), Enable(1)	Instant	"0"	GwApp Proxy Set Table Mib name: sipProxySetIsProxyHotSwap INI Name: PROXYSET_ISPROXYHOTSWAP Profile name: Not Profiled
Proxy Redundancy Mode	Enum: NotConfigured(-1), Parking(0),Homing(1)	Online	"-1"	GwApp Proxy Set Table Mib name: sipProxySetProxyRedundancyMode INI Name: PROXYSET_PROXYREDUNDANCYMODE Profile name: Not Profiled
Classification Input	Enum: ipOnly(0), ipAndPortAndTransport(1)	Instant	"0"	GwApp Proxy Set Table Mib name: sipProxySetClassificationInput INI Name: PROXYSET_CLASSIFICATIONINPUT Profile name: Not Profiled
SRD	Integer 0-32	Online	"0"	GwApp Proxy Set Table Mib name: sipProxySetSRD INI Name: PROXYSET_SRD Profile name: Not Profiled
DNS Resolve Method	Enum: notConfigured(-1), a-Record(0), srv(1),naptr(2)	Online	"-1"	DNS Resolve Method Mib name: sipProxySetDNSResolveMethod INI Name: PROXYSET_DNSRESOLVEMETHOD Profile name: Not Profiled

Parameter Name	Type	Provisioning Type	Default Value	Description
Keep Alive Failure Resp	String Up to 12 chars.	Online	""	Defines responses for keepalive meaning failure(comma separated string) Mib name: sipProxySetKeepAliveFailureResp INI Name: PROXYSET_KEEPALIVEFAILURERESP Profile name: Not Profiled

2.48.2 Tab: Proxy Server

Frame: VoIP Network Provisioning, Tab: Proxy Server

Parameter Name	Type	Provisioning Type	Default Value	Description
Index	Integer 0-4999	NA	"0"	Entry number, starting at 0. Mib name: proxyIPIndex INI Name: PROXYIP_INDEX Profile name: Not Profiled
Proxy Used	Enum: No(0), Yes(1)	Instant	"0"	Is SIP Proxy used Mib name: sipProxyUsed INI Name: ISPROXYUSED Profile name: SIP Control Network Profile
Status	Enum: Active(1), NotInService(2),NotReady(3),CreateAndGo(4),CreateAndWait(5),Destroy(6)	Instant	"3"	Row-Status Textual Conventions as defined in RFC 2579: Textual Conventions for SMIv2 Mib name: proxyIPRowStatus Profile name: SIP Proxy Server Profile
Proxy Name	String Up to 49 chars.	Instant	""	SIP Proxy name Mib name: sipProxyName INI Name: PROXYNAME Profile name: SIP Control Network Profile

Parameter Name	Type	Provisioning Type	Default Value	Description
Proxy IP	String Up to 49 chars.	Instant	""	IpAddress Mib name: proxyIPProxyIP INI Name: PROXYIP_IPADDRESS Profile name: SIP Proxy Server Profile
Enable Proxy Keep Alive	Enum: Disable (0), UsingOptions (1), UsingRegister (2)	Instant	"0"	Enable Proxy Keep-Alive over OPTIONS method or REGISTER method Mib name: sipProxyEnableKeepAlive INI Name: ENABLEPROXYKEEPALIVE Profile name: SIP Control Network Profile
Transport Type	Enum: unknown(-1), UDP(0),TCP(1),TLS(2)	Instant	"-1"	TransportType Mib name: proxyIPTransportType INI Name: PROXYIP_TRANSPORTTYPE Profile name: SIP Proxy Server Profile
Keep Alive Time	Integer 5-2000000	Instant	"60"	Time interval between Proxy Keep-Alive messages (seconds) Mib name: sipProxyKeepAliveTime INI Name: PROXYKEEPALIVETIME Profile name: SIP Control Network Profile
Proxy Set Id	Integer 0-499	Instant	"0"	ProxySetId Mib name: proxyIPProxySetId INI Name: PROXYIP_PROXYSETID Profile name: SIP Proxy Server Profile

Parameter Name	Type	Provisioning Type	Default Value	Description
Proxy Redundancy Mode	Enum: Parking(0), Homing(1)	Instant	"0"	Redundancy Mode - Parking on active proxy or switching to main Proxy whenever online Mib name: sipProxyRedundancyMode INI Name: PROXYREDUNDANCYMODE Profile name: SIP Control Network Profile
Is Proxy Hot Swap	Enum: No(0), Yes(1)	Instant	"0"	Enable Proxy Hot-Swap mode Mib name: sipProxyIsHotSwap INI Name: ISPROXYHOTSWAP Profile name: SIP Control Network Profile
Proxy Hot Swap Rtx	Integer 1-30	Instant	"3"	Number of Rtx before Hotswap is performed Mib name: sipProxyHotSwapRtx INI Name: PROXYHOTSWAPRTX Profile name: SIP Control Network Profile
Always Use Proxy	Enum: No(0), Yes(1)	Instant	"0"	Send all messages to Proxy server Mib name: sipProxyAlwaysSendToProxy INI Name: ALWAYSSENDDTOPROXY Profile name: SIP Control Network Profile
SIP Re-Routing Mode	Enum: standardMode(0), sendInviteToProxy(1),useRoutingTable(2)	Instant	"0"	Defines the routing mode after receiving 3xx response or transfer 0 - standard mode{@}1 - send invite to proxy{@}2 - use routing table Mib name: manipulationAndRoutingSIPReRoutingMode INI Name: SIPREROUTINGMODE Profile name: SIP Control Network Profile

Parameter Name	Type	Provisioning Type	Default Value	Description
Fallback Used	Enum: No(0), Yes(1)	Instant	"0"	Allow fallback to internal Tel to IP routing table if Proxy is not responding Mib name: sipProxyIsFallbackUsed INI Name: ISFALLBACKUSED Profile name: SIP Control Network Profile
Use Routing Table For Host Names	Enum: No(0), Yes(1)	Instant	"0"	Always use routing table even though proxy is available Mib name: sipProxyAlwaysUseRouteTable INI Name: ALWAYSUSEROUTETABLE Profile name: SIP Control Network Profile
Use Gateway Name For Options	Enum: Disable(0), Enable(1)	Instant	"0"	Use Gateway name (instead of IP address) in Keep-Alive OPTIONS messages Mib name: sipProxyUseGatewayNameForOptions INI Name: USEGATEWAYNAMEFOROPTIONS Profile name: SIP Control Network Profile
Load Balancing Method	Enum: Disable(0), RoundRobin(1),RandomWeights(2)	Instant	"0"	Method of the proxies load balancing: 0 - Disabled (default){@}1 - RoundRobin{@}2 - Random SRV Weights Mib name: sipProxyLoadBalancingMethod INI Name: PROXYLOADBALANCINGMETHOD Profile name: SIP Control Network Profile

Parameter Name	Type	Provisioning Type	Default Value	Description
IP List Refresh Time	Integer 5-2000000	Instant	"60"	Time interval between refresh of proxies list (seconds). For example SRV query will be done every ProxyIPListRefreshTime seconds Mib name: sipProxyIPListRefreshTime INI Name: PROXYIPLISTREFRESHTIME Profile name: SIP Control Network Profile
Ping Pong Keep Alive	Enum: disable(0), enable(1)	Instant	"0"	Use Ping-Pong for Keep-Alive to proxy via reliable connection Mib name: miscPingPongKeepAlive INI Name: USEPINGPONGKEEPALIVE Profile name: SIP Control Network Profile
Ping Pong Keep Alive Time	Integer 5-2000000	Instant	"120"	The Ping Keep-Alive will be sent (using CRLF) each time this timer expires (seconds) Mib name: miscPingPongKeepAliveTime INI Name: PINGPONGKEEPALIVETIME Profile name: SIP Control Network Profile
H323 GK Register	Enum: Disable(0), Enable(1)	Instant	"0"	This parameter related to Register/UnRegister buttons Mib name: miscH323GKRegister INI Name: SHOULDREGISTER Profile name: SIP Control Network Profile

Parameter Name	Type	Provisioning Type	Default Value	Description
Proxy Ip As Host	Enum: Disable(0), Enable(1)	Instant	"0"	Whether or not to use the Proxy IP as Host in From and To headers. Mib name: sipProxyUseProxyIpAsHost INI Name: USEPROXYIPASHOST Profile name: SIP Control Network Profile

2.48.3 Tab: Transport Info

Frame: VoIP Network Provisioning, Tab: Transport Info

Parameter Name	Type	Provisioning Type	Default Value	Description
Transport Type	Enum: udp(0), tcp(1),tls(2)	Instant	"0"	SIP transport type Mib name: sipMiscTransportType INI Name: SIPTRANSPORTTYPE Profile name: SIP Control Network Profile
Destination Port	Integer 1-65534	Instant	"5060"	Default SIP destination port (usually 5060) Mib name: sipPortsDestinationPort INI Name: SIPDESTINATIONPORT Profile name: SIP Control Network Profile
Local SIP Port	Integer 1-65534	Instant	"5060"	Local SIP port used for signaling Mib name: sipPortsLocalSipPort INI Name: LOCALSIPPORT Profile name: SIP Control Network Profile
TCP Local SIP Port	Integer 1-65535	Instant	"5060"	Local SIP port used for signaling Mib name: sipPortsTCPLocalSipPort INI Name: TCPLOCALSIPPORT Profile name: SIP Control Network Profile
TLS Local SIP Port	Integer 1-65535	Instant	"5061"	Local TLS SIP port used for signaling Mib name: sipPortsTLSTLSLocalSipPort INI Name: TLSLOCALSIPPORT Profile name: SIP Control Network Profile

2.48.4 Tab: CDR

Frame: VoIP Network Provisioning, Tab: CDR

Parameter Name	Type	Provisioning Type	Default Value	Description
CDR Report Level	Enum: No(0), EndCall(1),StartAndEndCall(2),ConnectAndEndCall(3),StartConnectAndEndCall(4)	Instant	"0"	CDR reports timing Mib name: loggerGwAp pCdrReportLevel Profile name: SIP Control Network Profile
Debug Level	Enum: logLevel0(0), logLevel1(1),logLevel2(2),logLevel3(3),logLevel4(4),logLevel5(5),logLevel6(6),logLevel7(7),logLevel100(100),logLevel200(200)	Instant	"0"	Configure different debug level Mib name: loggerGwDebugLevel Profile name: SIP Control Network Profile
IP Address Of CDR Server	IPAddress	Instant	""	Syslog server IP address for sending CDRs Mib name: loggerCDRSyslogServerIP INI Name: CDRSYSLOGSERVERIP Profile name: SIP Control Network Profile

Parameter Name	Type	Provisioning Type	Default Value	Description
Media Cdr Report Level	Enum: None(0), EndMedia(1),StartAndEndMedia(2),UpdateAndEndMedia(3),StartAndEndAndUpdateMedia(4)	Instant	"0"	Media CDR Report Level. Mib name: loggerGwAppMediaCdrReportLevel INI Name: MEDIACDRREPORTLEVEL Profile name: SIP Control Network Profile

2.48.5 Tab: NAT Translation

Frame: VoIP Network Provisioning, Tab: NAT Translation

Parameter Name	Type	Provisioning Type	Default Value	Description
Index	Integer 0-31	Instant	"0"	Index Field for line. Mib name: acNATTranslationIndex INI Name: NATTRANSLATION_INDEX Profile name: Not Profiled
Row Status	Enum: Active(1), NotInService(2),NotReady(3),CreateAndGo(4),CreateAndWait(5), Destroy(6)	Instant	"3"	ROWSTATUS Field for line. Mib name: acNATTranslationRowStatus INI Name: NATTRANSLATION_ROWSTATUS Profile name: SIP NAT Translation Profile
Source IP Interface Name	String Up to 16 chars.	Instant	""	NATTranslation Mib name: acNATTranslationSourceIPInterfaceName INI Name: NATTRANSLATION_SOURCEIPINTERFACENAME Profile name: SIP NAT Translation Profile

Parameter Name	Type	Provisioning Type	Default Value	Description
Target IP Address	String Up to 70 chars.	Instant	""	NATTranslation Mib name: acNATTranslationTargetIPAddress INI Name: NATTRANSLATION_TARGETIPADDRESS Profile name: SIP NAT Translation Profile
Source Start Port	String Up to 5 chars.	Instant	""	NATTranslation Mib name: acNATTranslationSourceStartPort INI Name: NATTRANSLATION_SOURCESTARTPORT Profile name: SIP NAT Translation Profile
Source End Port	String Up to 5 chars.	Instant	""	NATTranslation Mib name: acNATTranslationSourceEndPort INI Name: NATTRANSLATION_SOURCEENDPORT Profile name: SIP NAT Translation Profile
Target Start Port	String Up to 6 chars.	Instant	""	NATTranslation Mib name: acNATTranslationTargetStartPort INI Name: NATTRANSLATION_TARGETSTARTPORT Profile name: SIP NAT Translation Profile
Target End Port	String Up to 6 chars.	Instant	""	NATTranslation Mib name: acNATTranslationTargetEndPort INI Name: NATTRANSLATION_TARGETENDPORT Profile name: SIP NAT Translation Profile

2.49 Frame: Web Provisioning

2.49.1 Tab: Access Settings

Frame: Web Provisioning, Tab: Access Settings

Parameter Name	Type	Provisioning Type	Default Value	Description
Index	Enum: administrator(0), monitoringLevel(1)	Read-Only	"1"	WEB Access index Mib name: acSysWEBAccessIndex Profile name: Not Profiled
Disable WEB Config	Enum: Enable(0), Disable(1)	Offline	"0"	Enables or disables Web Configuration. 0 = Read And Write mode (default) {@}1 = Read Only mode Mib name: acSysWEBConfigDisabl e INI Name: DISABLEWEBCONFIG Profile name: Not Profiled
User Name	String	Instant	""	WEB Basic user name. Range = String[26] Mib name: acSysWEBAccessUser Name INI Name: WEBACCESSUSERNA ME Profile name: Not Profiled
HTTPS Only	Enum: disable(0), enable(1)	Offline	"0"	Use this parameter to allow only HTTPS connections (force security). When set to 1, unencrypted HTTP (normally, port 80) is blocked. Mib name: acSysWEBHTTPOnly INI Name: HTTPONLY Profile name: Not Profiled

Parameter Name	Type	Provisioning Type	Default Value	Description
User Code	String	Instant	""	WEB Basic userAccess Mib name: acSysWEBAccessUser Code INI Name: WEBACCESSUSERCO DE Profile name: Not Profiled
HTTPS Port	Integer 0-65535	Offline	"443"	Determine the local Secure HTTPS port of the device. The default port is 443.{@}Range = 1- 65535 (other restrictions may apply in this range) Mib name: acSysWEBHTTPSPort INI Name: HTTPSPORT Profile name: Not Profiled
Web Authentication Mode	Enum: BasicMode(0), DigestModeWhenPossible(1),Dig estModeHTTPOnly(2)	Instant	"1"	Selects HTTP basic (clear text) or digest (MD5) authentication for the web interface. When set to 0, basic authentication (clear text) will be used.{@}When set to 1, digest authentication (MD5) will be used.{@}When set to 2, digest authentication (MD5) will be used for HTTP, while basic authentication will be used for HTTPS.{@}Note that turning on RADIUS login forces basic authentication. Mib name: acSysWEBAccessWebA uthMode INI Name: WEBAUTHMODE Profile name: Not Profiled

Parameter Name	Type	Provisioning Type	Default Value	Description
Web Use Radius Login	Enum: disable(0), enable(1)	Instant	"0"	Uses the RADIUS (Remote Authentication Dial-In User Server/Service) for Web interface authentication. Make sure that ENABLERADIUS is on. {@}Use of this parameter without HTTPSONLY = 1 is not recommended. Mib name: acSysWEBWebUseRadiusLogin INI Name: WEBRADIUSLOGIN Profile name: Not Profiled
WEB Deny Authentication Timer	Integer 0-86400	Online	"0"	Defines the time the next authentication attempt from the last authentication failed IP should be denied. {@}The range can be any value from 0 - 86400 in seconds Mib name: acSysWEBDenyAuthenticationTimer INI Name: DENYAUTHENTICATIONTIMER Profile name: Not Profiled

2.49.2 Tab: Access Addresses

Frame: Web Provisioning, Tab: Access Addresses

Parameter Name	Type	Provisioning Type	Default Value	Description
Index	Integer 0-9	Read-Only	"1"	WEB ACL (Access Control List) index. Mib name: acSysWEBACLIndex Profile name: Not Profiled
IP Address	IP Address	Instant	"0"	Allows IP addresses to connect to the Web interface. Set to zeroes to allow all IP addresses. Range: Valid IP address{@} Mib name: acSysWEBACLIP INI Name: WEBACCESSLIST Profile name: Not Profiled

3 Performance Monitoring Parameters

Customers are often faced with a complex VoIP network with little or no information on the status and capacities of each component in it. PM helps the system architect design a better network. PM helps operators discover malfunctioning devices before they start causing a problem on the production network.

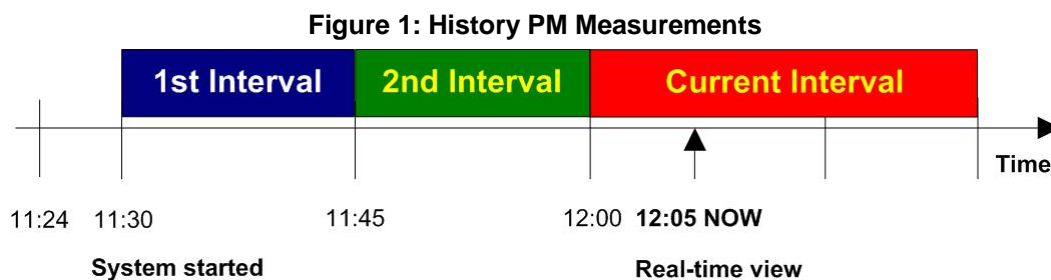
The system provides two types of performance measurements:

- **Gauges:** Gauges represent the current state of a PM parameter in the system. Gauges, unlike counters, can decrease in value, and like counters, can increase.
- **Counters:** Counters always increase in value and are cumulative. Counters, unlike gauges, never decrease in value unless the system is reset. The counters are then zeroed.

Performance measurements are available for the EMS or for a 3rd party performance monitoring system through an SNMP interface. These measurements can be polled at scheduled intervals by an external poller or utility in a media server or another off-device system.

PM measurements can be divided into two main groups:

- **Real-Time PM Measurements** - supply the current value of the PM entity. When requested, the entity is sampled and the current value is received.
- **History PM Measurements** - supply statistical data of the PM entity during the last interval period. These measurements include the Average, Minimum and Maximum values of the entity during the last interval. The default interval length is 15 minutes.



History Performance is measured in a constant time interval of 15 minutes to which all elements in the network are synchronized. Intervals commence precisely every 15 minutes, for example, 12:00:00, 12:15:00, 12:30:00, 12:45:00, etc. This allows synchronization of several management systems to the same interval time frame. Note that the first interval after start-up is always shorter (in the example above, the first interval only lasts 6 minutes - so that a new interval can start exactly on the 15 minute interval, in this case 11:30:00). During the initial start-up interval i.e. 6 minutes in the example above, polling is not performed.

3.1 Frame: Gateway System Monitoring (Configuration)

3.1.1 Tab: System IP

Frame: Gateway System Monitoring (Configuration), Tab: System IP

EMS Parameter Name	RT / Hist	Gauge / Counter	Parameter Description
Number of Outgoing KBytes	HIST	Counter	Counts the total number of outgoing Kbytes (1000 bytes) from the interface during the last interval. Mib name: acPMNetUtilKBytesVolumeTx
Number of Incoming KBytes	HIST	Counter	Counts the total number of Kbytes (1000 bytes) received on the interface, including those received in error, during the last interval. Mib name: acPMNetUtilKBytesVolumeRx
Number of Outgoing Pkts	HIST	Counter	Counts the total number of outgoing Packets from the interface during the last interval. Mib name: acPMNetUtilPacketsVolumeTx
Number of Incoming Pkts	HIST	Counter	Counts the total number of Packets received on the interface, including those received in error, during the last interval. Mib name: acPMNetUtilPacketsVolumeRx
Number of Incoming Discarded Pkts	HIST	Counter	Counts the total number of malformed IP Packets received on the interface during the last interval. These are packets which are corrupted or discarded due to errors in their IP headers, including bad checksums, version number mismatch, other format errors, time-to-live exceeded, errors discovered in processing their IP options, etc. Mib name: acPMNetUtilDiscardedPacketsVal

3.1.2 Tab: VoP Call Statistics

Frame: Gateway System Monitoring (Configuration), Tab: VoP Call Statistics

EMS Parameter Name	RT / Hist	Gauge / Counter	Parameter Description
Num of Active Contexts Avg	HIST	Gauge	Indicates the average number of voice calls connected on the gateway since the last clear. Mib name: acPMActiveContextCountAverage Note: applicable only to the Gateway application.
Num of Active Contexts Min	HIST	Gauge	Indicates the minimum number of voice calls connected on the gateway since the last clear. Mib name: acPMActiveContextCountMin Note: applicable only to the Gateway application.
Num of Active Contexts Max	HIST	Gauge	Indicates the maximum number of voice calls connected on the gateway since the last clear. Mib name: acPMActiveContextCountMax Note: applicable only to the Gateway application.
G711 Active Calls Avg	HIST	Gauge	Indicates the average number of G.711 calls present on the TPM. Mib name: acPMChannelsPerCoderAverageG711
G723 Active Calls Avg	HIST	Gauge	Indicates the average number of G.723 calls present on the TPM. This attribute is only displayed if the G.723 Codec is provisioned on the DSP template. Mib name: acPMChannelsPerCoderAverageG723
G728 Active Calls Avg	HIST	Gauge	Indicates the average number of G.728 calls present on the TPM. This attribute is only displayed if the G.728 Codec is provisioned on the DSP template. Mib name: acPMChannelsPerCoderAverageG728
G729a Active Calls Avg	HIST	Gauge	Indicates the average number of G.729a calls present on the TPM. This attribute is only displayed if the G.729a Codec is provisioned on the DSP. Mib name: acPMChannelsPerCoderAverageG729a
G729e Active Calls Avg	HIST	Gauge	Indicates the average number of G.729e calls present on the TPM. This attribute is only displayed if the G.729e Codec is provisioned on the DSP template. Mib name: acPMChannelsPerCoderAverageG729e
AMR Active Calls Avg	HIST	Gauge	Indicates the average number of AMR calls present on the TPM. This attribute is only displayed if the AMR Codec is provisioned on the DSP template. Mib name: acPMChannelsPerCoderAverageAMR
EVRC Active Calls Avg	HIST	Gauge	Indicates the average number of EVRC calls present on the TPM. This attribute is only displayed if the EVRC Codec is provisioned on the DSP template. Mib name: acPMChannelsPerCoderAverageEVRC
Rx RTP Packet Loss Max	HIST	Gauge	Indicates the Max Rx RTP Packet loss (reported by RTCP) per TPM, up to this point in time during the collection interval, as indicated by the time Interval. Mib name: acPMModuleRTTPacketLossRxMax

EMS Parameter Name	RT / Hist	Gauge / Counter	Parameter Description
Tx RTP Packet Loss Max	HIST	Gauge	Indicates the Max Tx RTP Packet loss (reported by RTCP) per TPM, up to this point in time during the collection interval, as indicated by the time Interval. Mib name: acPMModuleRTPPacketLossTxMax
RTP delay Average	HIST	Gauge	Indicates the average RTP packets delay per TPM, up to this point in time during the collection interval, as indicated by the time Interval. Mib name: acPMModulePacketDelayAverage
RTP delay Max	HIST	Gauge	Indicates the maximum RTP packets delay per TPM, up to this point in time during the collection interval, as indicated by the time Interval. Mib name: acPMModulePacketDelayMax
RTP delay Min	HIST	Gauge	Indicates the minimum RTP packets delay per TPM, up to this point in time during the collection interval, as indicated by the time Interval. Mib name: acPMModulePacketDelayMin
RTP jitter Average	HIST	Gauge	Indicates the average RTP packets jitter per TPM, up to this point in time during the collection interval, as indicated by the time Interval. Mib name: acPMModulePacketJitterAverage
RTP jitter Min	HIST	Gauge	Indicates the minimum RTP packets jitter per TPM, up to this point in time during the collection interval, as indicated by the time Interval. Mib name: acPMModulePacketJitterMin
RTP jitter Max	HIST	Gauge	Indicates the maximum RTP packets jitter per TPM, up to this point in time during the collection interval, as indicated by the time Interval. Mib name: acPMModulePacketJitterMax
Rx RTP Bytes Max	HIST	Gauge	Indicates the Max Tx RTP Bytes per TPM, up to this point in time during the collection interval, as indicated by the time Interval. Mib name: acPMModuleRTPBytesRxMax
Tx RTP Bytes Max	HIST	Gauge	Indicates the Max Rx RTP Bytes per TPM, up to this point in time during the collection interval, as indicated by the time Interval. Mib name: acPMModuleRTPBytesTxMax
Rx RTP Packets Max	HIST	Gauge	Indicates the Max Rx RTP Packets per TPM, up to this point in time during the collection interval, as indicated by the time Interval. Mib name: acPMModuleRTPPacketsRxMax
Tx RTP Packets Max	HIST	Gauge	Indicates the Max Tx RTP Packets per TPM, up to this point in time during the collection interval, as indicated by the time Interval. Mib name: acPMModuleRTPPacketsTxMax
RTCP XR Average Conversational R Factor	HIST	Gauge	Average conversational R factor. Mib name: rtcpxrHistoryAvgRCQ
RTCP XR Maximum Conversational R Factor	HIST	Gauge	Maximum conversational R factor. Mib name: rtcpxrHistoryMaxRCQ

EMS Parameter Name	RT / Hist	Gauge / Counter	Parameter Description
RTCP XR Minimum Conversational R Factor	HIST	Gauge	Minimum conversational R factor. Mib name: rtcpxrHistoryMinRCQ

3.1.3 Tab: SIP IP to Tel

Frame: Gateway System Monitoring (Configuration), Tab: SIP IP to Tel

EMS Parameter Name	RT / Hist	Gauge / Counter	Parameter Description
IP to Tel Number of Call Attempts	HIST	Counter	Indicates the number of attempted calls for IP to Tel direction, during last interval. Mib name: acPMSIPAttemptedCallsValIP2Tel
IP to Tel Number of Established Calls	HIST	Counter	Indicates the number of established calls for IP to Tel direction, during last interval. Mib name: acPMSIPEstablishedCallsValIP2Tel
IP to Tel Number of Calls Terminated due to a Busy Line	HIST	Counter	Indicates the number of calls that failed as a result of a busy line for IP to Tel direction, during last interval. Mib name: acPMSIPBusyCallsValIP2Tel
IP to Tel Number of Calls Terminated due to No Answer	HIST	Counter	Indicates the number of calls that weren't answered for IP to Tel direction, during last interval. Mib name: acPMSIPNoAnswerCallsValIP2Tel
IP to Tel Number of Calls Terminated due to Forward	HIST	Counter	Indicates the number of calls that were terminated due to a call forward for IP to Tel direction, during last interval. Mib name: acPMSIPForwardedCallsValIP2Tel
IP to Tel Number of Failed Calls due to No Route	HIST	Counter	Indicates the number of calls whose destinations weren't found for IP to Tel direction, during last interval. Mib name: acPMSIPNoRouteCallsValIP2Tel
IP to Tel Number of Failed Calls due to No Matched Capabilities	HIST	Counter	Indicates the number of calls that failed due to mismatched media server capabilities for IP to Tel direction, during last interval. Mib name: acPMSIPNoMatchCallsValIP2Tel
IP to Tel Number of Failed Calls due to No Resources	HIST	Counter	Indicates the number of calls that failed due to unavailable resources or a media server lock for IP to Tel direction, during last interval. Mib name: acPMSIPNoResourcesCallsValIP2Tel
IP to Tel Number of Failed Calls due to Other reasons	HIST	Counter	This counter is incremented as a result of calls that fail due to reasons not covered by the other counters for IP to Tel direction, during last interval. Mib name: acPMSIPFailCallsValIP2Tel
IP to Tel Fax Call Attempts	HIST	Counter	Indicates the number of attempted fax calls for IP to Tel direction, during last interval. Mib name: acPMSIPFaxAttemptedCallsValIP2Tel
IP to Tel Successful Fax Calls	HIST	Counter	Indicates the number of successful fax calls for IP to Tel direction, during last interval. Mib name: acPMSIPFaxSuccessCallsValIP2Tel

EMS Parameter Name	RT / Hist	Gauge / Counter	Parameter Description
IP to Tel Average Call Duration [sec]	HIST	Gauge	Indicates the average call duration of established calls for IP to Tel direction, during last interval. Mib name: acPMSIPCallDurationAverageIP2Tel

3.1.4 Tab: SIP Tel to IP

Frame: Gateway System Monitoring (Configuration), Tab: SIP Tel to IP

EMS Parameter Name	RT / Hist	Gauge / Counter	Parameter Description
Tel to IP Number of Call Attempts	HIST	Counter	Indicates the number of attempted calls for Tel to IP direction, during last interval. Mib name: acPMSIPAttemptedCallsValTel2IP
Tel to IP Number of Established Calls	HIST	Counter	Indicates the number of established calls for Tel to IP direction, during last interval. Mib name: acPMSIPEstablishedCallsValTel2IP
Tel to IP Number of Calls Terminated due to a Busy Line	HIST	Counter	Indicates the number of calls that failed as a result of a busy line for Tel to IP direction, during last interval. Mib name: acPMSIPBusyCallsValTel2IP
Tel to IP Number of Calls Terminated due to No Answer	HIST	Counter	Indicates the number of calls that weren't answered for Tel to IP direction, during last interval. Mib name: acPMSIPNoAnswerCallsValTel2IP
Tel to IP Number of Calls Terminated due to Forward	HIST	Counter	Indicates the number of calls that were terminated due to a call forward for Tel to IP direction, during last interval. Mib name: acPMSIPForwardedCallsValTel2IP
Tel to IP Number of Failed Calls due to No Route	HIST	Counter	Indicates the number of calls whose destinations weren't found for Tel to IP direction, during last interval. Mib name: acPMSIPNoRouteCallsValTel2IP
Tel to IP Number of Failed Calls due to No Matched Capabilities	HIST	Counter	Indicates the number of calls that failed due to mismatched media server capabilities for Tel to IP direction, during last interval. Mib name: acPMSIPNoMatchCallsValTel2IP
Tel to IP Number of Failed Calls due to No Resources	HIST	Counter	Indicates the number of calls that failed due to unavailable resources or a media server lock for Tel to IP direction, during last interval. Mib name: acPMSIPNoResourcesCallsValTel2IP
Tel to IP Number of Failed Calls due to Other reasons	HIST	Counter	This counter is incremented as a result of calls that fail due to reasons not covered by the other counters for Tel to IP direction, during last interval. Mib name: acPMSIPFailCallsValTel2IP
Tel to IP Fax Call Attempts	HIST	Counter	Indicates the number of attempted fax calls for Tel to IP direction, during last interval. Mib name: acPMSIPFaxAttemptedCallsValTel2IP
Tel to IP Successful Fax Calls	HIST	Counter	Indicates the number of successful fax calls for Tel to IP direction, during last interval. Mib name: acPMSIPFaxSuccessCallsValTel2IP

EMS Parameter Name	RT / Hist	Gauge / Counter	Parameter Description
Tel to IP Average Call Duration [sec]	HIST	Gauge	Indicates the average call duration of established calls for Tel to IP direction, during last interval. Mib name: acPMSIPCallDurationAverageTel2IP

3.1.5 Tab: SRD Statistics

Frame: Gateway System Monitoring (Configuration), Tab: SRD Statistics

EMS Parameter Name	RT / Hist	Gauge / Counter	Parameter Description
SIP SRD Dialogs Val	HIST	Counter	Indicates the number of all dialogs currently being handled by the SBC per SRD. Mib name: acPMSIPSRDDialogsVal
SIP SRD Invite Dialogs Val	HIST	Counter	Indicates the number of all calls (initiated by SIP:INVITE) currently being handled by the SBC per SRD. Mib name: acPMSIPSRDInviteDialogsVal
SIP SRD Subscribe Dialogs Val	HIST	Counter	Indicates the number of all SUBSCRIBE dialogs (initiated by SIP:SUBSCRIBE) currently being handled by the SBC per SRD. Mib name: acPMSIPSRDSubscribeDialogsVal
SIP SRD Other Dialogs Val	HIST	Counter	Indicates the number of all dialogs other than INVITE and SUBSCRIBE (initiated by SIP:REGISTER) currently being handled by the SBC per SRD. Mib name: acPMSIPSRDOtherDialogsVal

3.1.6 Tab: IP Group Statistics

Frame: Gateway System Monitoring (Configuration), Tab: IP Group Statistics

EMS Parameter Name	RT / Hist	Gauge / Counter	Parameter Description
SIP IP Group Dialogs Val	HIST	Counter	Indicates the number of all dialogs currently being handled by the SBC per IP Group. Mib name: acPMSIPIPGroupDialogsVal
SIP IP Group Invite Dialogs Val	HIST	Counter	Indicates the number of all calls (initiated by SIP:INVITE) currently being handled by the SBC per IP Group. Mib name: acPMSIPIPGroupInviteDialogsVal
SIP IP Group Subscribe Dialogs Val	HIST	Counter	Indicates the number of all SUBSCRIBE dialogs (initiated by SIP:SUBSCRIBE) currently being handled by the SBC, per IP Group. Mib name: acPMSIPIPGroupSubscribeDialogsVal

EMS Parameter Name	RT / Hist	Gauge / Counter	Parameter Description
SIP IP Group Other Dialogs Val	HIST	Counter	Indicates the number of all other dialogs other than INVITE and SUBSCRIBE (initiated by SIP:REGISTER) currently being handled by the SBC per IP Group. Mib name: acPMSIIPGroupOtherDialogsVal
SIP IP Group In Invite Dialogs	HIST	Counter	Indicates the number of incoming calls (SIP INVITE) per IP Group. Mib name: acPMSIIPGroupInInviteDialogsVal
SIP IP Group In Subscribe Dialogs	HIST	Counter	Indicates the number of incoming SUBSCRIBE dialogs per IP Group. Mib name: acPMSIIPGroupInSubscribeDialogsVal
SIP IP Group Out Invite Dialogs	HIST	Counter	Indicates the number of outgoing calls (SIP INVITE) per IP Group. Mib name: acPMSIIPGroupOutInviteDialogsVal
SIP IP Group Out Subscribe Dialogs	HIST	Counter	Indicates the number of outgoing calls (SIP INVITE) per IP Group. Mib name: acPMSIIPGroupOutSubscribeDialogsVal
SIP IP Group Invite Dialogs IP Average	HIST	Gauge	Indicates the average number of all calls (initiated by SIP:INVITE) currently being handled by the SBC per IP Group. Mib name: acPMSIIPGroupInviteDialogsAverage
SIP IP Group Invite Dialogs IP Max	HIST	Gauge	Indicates the maximum number of all calls (initiated by SIP:INVITE) currently being handled by the SBC per IP Group. Mib name: acPMSIIPGroupInviteDialogsMax
SIP IP Group Invite Dialogs IP Min	HIST	Gauge	Indicates the minimum number of all calls (initiated by SIP:INVITE) currently being handled by the SBC per IP Group. Mib name: acPMSIIPGroupInviteDialogsMin

3.2 Frame: Gateway System Monitoring (History)

3.2.1 Tab: System IP

Frame: Gateway System Monitoring (History), Tab: System IP

EMS Parameter Name	RT / Hist	Gauge / Counter	Parameter Description
Number of Outgoing KBytes	HIST	Counter	Counts the total number of outgoing Kbytes (1000 bytes) from the interface during the last interval. Mib name: acPMNetUtilKBytesVolumeTx
Number of Incoming KBytes	HIST	Counter	Counts the total number of Kbytes (1000 bytes) received on the interface, including those received in error, during the last interval. Mib name: acPMNetUtilKBytesVolumeRx
Number of Outgoing Pkts	HIST	Counter	Counts the total number of outgoing Packets from the interface during the last interval. Mib name: acPMNetUtilPacketsVolumeTx
Number of Incoming Pkts	HIST	Counter	Counts the total number of Packets received on the interface, including those received in error, during the last interval. Mib name: acPMNetUtilPacketsVolumeRx
Number of Incoming Discarded Pkts	HIST	Counter	Counts the total number of malformed IP Packets received on the interface during the last interval. These are packets which are corrupted or discarded due to errors in their IP headers, including bad checksums, version number mismatch, other format errors, time-to-live exceeded, errors discovered in processing their IP options, etc. Mib name: acPMNetUtilDiscardedPacketsVal

3.2.2 Tab: VoP Call Statistics

Frame: Gateway System Monitoring (History), Tab: VoP Call Statistics

EMS Parameter Name	RT / Hist	Gauge / Counter	Parameter Description
Num of Active Contexts Avg	HIST	Gauge	Indicates the average number of voice calls connected on the gateway since the last clear. Mib name: acPMActiveContextCountAverage Note: applicable only to the Gateway application.
Num of Active Contexts Min	HIST	Gauge	Indicates the minimum number of voice calls connected on the gateway since the last clear. Mib name: acPMActiveContextCountMin Note: applicable only to the Gateway application.
Num of Active Contexts Max	HIST	Gauge	Indicates the maximum number of voice calls connected on the gateway since the last clear. Mib name: acPMActiveContextCountMax Note: applicable only to the Gateway application.

EMS Parameter Name	RT / Hist	Gauge / Counter	Parameter Description
G711 Active Calls Avg	HIST	Gauge	Indicates the average number of G.711 calls present on the TPM. Mib name: acPMChannelsPerCoderAverageG711
G723 Active Calls Avg	HIST	Gauge	Indicates the average number of G.723 calls present on the TPM. This attribute is only displayed if the G.723 Codec is provisioned on the DSP template. Mib name: acPMChannelsPerCoderAverageG723
G728 Active Calls Avg	HIST	Gauge	Indicates the average number of G.728 calls present on the TPM. This attribute is only displayed if the G.728 Codec is provisioned on the DSP template. Mib name: acPMChannelsPerCoderAverageG728
G729a Active Calls Avg	HIST	Gauge	Indicates the average number of G.729a calls present on the TPM. This attribute is only displayed if the G.729a Codec is provisioned on the DSP. Mib name: acPMChannelsPerCoderAverageG729a
G729e Active Calls Avg	HIST	Gauge	Indicates the average number of G.729e calls present on the TPM. This attribute is only displayed if the G.729e Codec is provisioned on the DSP template. Mib name: acPMChannelsPerCoderAverageG729e
AMR Active Calls Avg	HIST	Gauge	Indicates the average number of AMR calls present on the TPM. This attribute is only displayed if the AMR Codec is provisioned on the DSP template. Mib name: acPMChannelsPerCoderAverageAMR
EVRC Active Calls Avg	HIST	Gauge	Indicates the average number of EVRC calls present on the TPM. This attribute is only displayed if the EVRC Codec is provisioned on the DSP template. Mib name: acPMChannelsPerCoderAverageEVRC
Rx RTP Packet Loss Max	HIST	Gauge	Indicates the Max Rx RTP Packet loss (reported by RTCP) per TPM, up to this point in time during the collection interval, as indicated by the time Interval. Mib name: acPMModuleRTPPacketLossRxMax
Tx RTP Packet Loss Max	HIST	Gauge	Indicates the Max Tx RTP Packet loss (reported by RTCP) per TPM, up to this point in time during the collection interval, as indicated by the time Interval. Mib name: acPMModuleRTPPacketLossTxMax
RTP delay Average	HIST	Gauge	Indicates the average RTP packets delay per TPM, up to this point in time during the collection interval, as indicated by the time Interval. Mib name: acPMModulePacketDelayAverage
RTP delay Max	HIST	Gauge	Indicates the maximum RTP packets delay per TPM, up to this point in time during the collection interval, as indicated by the time Interval. Mib name: acPMModulePacketDelayMax
RTP delay Min	HIST	Gauge	Indicates the minimum RTP packets delay per TPM, up to this point in time during the collection interval, as indicated by the time Interval. Mib name: acPMModulePacketDelayMin

EMS Parameter Name	RT / Hist	Gauge / Counter	Parameter Description
RTP jitter Average	HIST	Gauge	Indicates the average RTP packets jitter per TPM, up to this point in time during the collection interval, as indicated by the time Interval. Mib name: acPMModulePacketJitterAverage
RTP jitter Min	HIST	Gauge	Indicates the minimum RTP packets jitter per TPM, up to this point in time during the collection interval, as indicated by the time Interval. Mib name: acPMModulePacketJitterMin
RTP jitter Max	HIST	Gauge	Indicates the maximum RTP packets jitter per TPM, up to this point in time during the collection interval, as indicated by the time Interval. Mib name: acPMModulePacketJitterMax
Rx RTP Bytes Max	HIST	Gauge	Indicates the Max Tx RTP Bytes per TPM, up to this point in time during the collection interval, as indicated by the time Interval. Mib name: acPMModuleRTPBytesRxMax
Tx RTP Bytes Max	HIST	Gauge	Indicates the Max Rx RTP Bytes per TPM, up to this point in time during the collection interval, as indicated by the time Interval. Mib name: acPMModuleRTPBytesTxMax
Rx RTP Packets Max	HIST	Gauge	Indicates the Max Rx RTP Packets per TPM, up to this point in time during the collection interval, as indicated by the time Interval. Mib name: acPMModuleRTPPacketsRxMax
Tx RTP Packets Max	HIST	Gauge	Indicates the Max Tx RTP Packets per TPM, up to this point in time during the collection interval, as indicated by the time Interval. Mib name: acPMModuleRTPPacketsTxMax
RTCP XR Average Conversational R Factor	HIST	Gauge	Average conversational R factor. Mib name: rtcpxrHistoryAvgRCQ
RTCP XR Maximum Conversational R Factor	HIST	Gauge	Maximum conversational R factor. Mib name: rtcpxrHistoryMaxRCQ
RTCP XR Minimum Conversational R Factor	HIST	Gauge	Minimum conversational R factor. Mib name: rtcpxrHistoryMinRCQ

3.2.3 Tab: SIP IP to Tel

Frame: Gateway System Monitoring (History), Tab: SIP IP to Tel

EMS Parameter Name	RT / Hist	Gauge / Counter	Parameter Description
IP to Tel Number of Call Attempts	HIST	Counter	Indicates the number of attempted calls for IP to Tel direction, during last interval. Mib name: acPMSIPAttemptedCallsValIP2Tel
IP to Tel Number of Established Calls	HIST	Counter	Indicates the number of established calls for IP to Tel direction, during last interval. Mib name: acPMSIPEstablishedCallsValIP2Tel
IP to Tel Number of Calls Terminated due to a Busy Line	HIST	Counter	Indicates the number of calls that failed as a result of a busy line for IP to Tel direction, during last interval. Mib name: acPMSIPBusyCallsValIP2Tel
IP to Tel Number of Calls Terminated due to No Answer	HIST	Counter	Indicates the number of calls that weren't answered for IP to Tel direction, during last interval. Mib name: acPMSIPNoAnswerCallsValIP2Tel
IP to Tel Number of Calls Terminated due to Forward	HIST	Counter	Indicates the number of calls that were terminated due to a call forward for IP to Tel direction, during last interval. Mib name: acPMSIPForwardedCallsValIP2Tel
IP to Tel Number of Failed Calls due to No Route	HIST	Counter	Indicates the number of calls whose destinations weren't found for IP to Tel direction, during last interval. Mib name: acPMSIPNoRouteCallsValIP2Tel
IP to Tel Number of Failed Calls due to No Matched Capabilities	HIST	Counter	Indicates the number of calls that failed due to mismatched media server capabilities for IP to Tel direction, during last interval. Mib name: acPMSIPNoMatchCallsValIP2Tel
IP to Tel Number of Failed Calls due to No Resources	HIST	Counter	Indicates the number of calls that failed due to unavailable resources or a media server lock for IP to Tel direction, during last interval. Mib name: acPMSIPNoResourcesCallsValIP2Tel
IP to Tel Number of Failed Calls due to Other reasons	HIST	Counter	This counter is incremented as a result of calls that fail due to reasons not covered by the other counters for IP to Tel direction, during last interval. Mib name: acPMSIPFailCallsValIP2Tel
IP to Tel Fax Call Attempts	HIST	Counter	Indicates the number of attempted fax calls for IP to Tel direction, during last interval. Mib name: acPMSIPFaxAttemptedCallsValIP2Tel
IP to Tel Successful Fax Calls	HIST	Counter	Indicates the number of successful fax calls for IP to Tel direction, during last interval. Mib name: acPMSIPFaxSuccessCallsValIP2Tel
IP to Tel Average Call Duration [sec]	HIST	Gauge	Indicates the average call duration of established calls for IP to Tel direction, during last interval. Mib name: acPMSIPCallDurationAverageIP2Tel

3.2.4 Tab: SIP Tel to IP

Frame: Gateway System Monitoring (History), Tab: SIP Tel to IP

EMS Parameter Name	RT / Hist	Gauge / Counter	Parameter Description
Tel to IP Number of Call Attempts	HIST	Counter	Indicates the number of attempted calls for Tel to IP direction, during last interval. Mib name: acPMSIPAttemptedCallsValTel2IP
Tel to IP Number of Established Calls	HIST	Counter	Indicates the number of established calls for Tel to IP direction, during last interval. Mib name: acPMSIPEstablishedCallsValTel2IP
Tel to IP Number of Calls Terminated due to a Busy Line	HIST	Counter	Indicates the number of calls that failed as a result of a busy line for Tel to IP direction, during last interval. Mib name: acPMSIPBusyCallsValTel2IP
Tel to IP Number of Calls Terminated due to No Answer	HIST	Counter	Indicates the number of calls that weren't answered for Tel to IP direction, during last interval. Mib name: acPMSIPNoAnswerCallsValTel2IP
Tel to IP Number of Calls Terminated due to Forward	HIST	Counter	Indicates the number of calls that were terminated due to a call forward for Tel to IP direction, during last interval. Mib name: acPMSIPForwardedCallsValTel2IP
Tel to IP Number of Failed Calls due to No Route	HIST	Counter	Indicates the number of calls whose destinations weren't found for Tel to IP direction, during last interval. Mib name: acPMSIPNoRouteCallsValTel2IP
Tel to IP Number of Failed Calls due to No Matched Capabilities	HIST	Counter	Indicates the number of calls that failed due to mismatched media server capabilities for Tel to IP direction, during last interval. Mib name: acPMSIPNoMatchCallsValTel2IP
Tel to IP Number of Failed Calls due to No Resources	HIST	Counter	Indicates the number of calls that failed due to unavailable resources or a media server lock for Tel to IP direction, during last interval. Mib name: acPMSIPNoResourcesCallsValTel2IP
Tel to IP Number of Failed Calls due to Other reasons	HIST	Counter	This counter is incremented as a result of calls that fail due to reasons not covered by the other counters for Tel to IP direction, during last interval. Mib name: acPMSIPFailCallsValTel2IP
Tel to IP Fax Call Attempts	HIST	Counter	Indicates the number of attempted fax calls for Tel to IP direction, during last interval. Mib name: acPMSIPFaxAttemptedCallsValTel2IP
Tel to IP Successful Fax Calls	HIST	Counter	Indicates the number of successful fax calls for Tel to IP direction, during last interval. Mib name: acPMSIPFaxSuccessCallsValTel2IP
Tel to IP Average Call Duration [sec]	HIST	Gauge	Indicates the average call duration of established calls for Tel to IP direction, during last interval. Mib name: acPMSIPCallDurationAverageTel2IP

3.3 Frame: Gateway System Monitoring (Real-Time)

3.3.1 Tab: System IP

Frame: Gateway System Monitoring (Real-Time), Tab: System IP

EMS Parameter Name	RT / Hist	Gauge / Counter	Parameter Description
Number of Outgoing KBytes	RT	Gauge	This attribute counts the Current total number of outgoing Kbytes (1000 bytes) from the interface, so far from the beginning of the current collection interval as indicated by time Interval. Mib name: acPMNetUtilKBytesTotalTx
Number of Incoming KBytes	RT	Gauge	This attribute counts the total number of Kbytes (1000 bytes) received on the interface, including those received in error, so far from the beginning of the current collection interval as indicated by time Interval. Mib name: acPMNetUtilKBytesTotalRx
Number of Outgoing Pkts	RT	Gauge	This attribute counts the Current total number of outgoing Packets from the interface, so far from the beginning of the current collection interval as indicated by time Interval. Mib name: acPMNetUtilPacketsTotalTx
Number of Incoming Pkts	RT	Gauge	This attribute counts the Current total number of Packets received on the interface, including those received in error, so far from the beginning of the current collection interval as indicated by time Interval. Mib name: acPMNetUtilPacketsTotalRx
Number of Incoming Discarded Pkts	RT	Gauge	This attribute counts the Current total number of malformed IP Packets received on the interface from the beginning of the current collection interval. These are packets which are corrupted or discarded due to errors in their IP headers, including bad checksums, version number mismatch, other format errors, time-to-live exceeded, errors discovered in processing their IP options, etc. Mib name: acPMNetUtilDiscardedPacketsTotal

3.3.2 Tab: VoP Call Statistics

Frame: Gateway System Monitoring (Real-Time), Tab: VoP Call Statistics

EMS Parameter Name	RT / Hist	Gauge / Counter	Parameter Description
Num of Active Contexts	RT	Gauge	Indicates the current number of voice calls connected on the box since last clear. Mib name: acPMActiveContextCountVal Note: applicable only to the Gateway application.
G711 Active Calls	RT	Gauge	This attribute indicates the current number of G711 calls present on the TPM. Mib name: acPMChannelsPerCoderValG711
G723 Active Calls	RT	Gauge	This attribute indicates the current number of G723 calls present on the TPM. This attribute is only displayed if the G723 Codec is provisioned on the DSP template. Mib name: acPMChannelsPerCoderValG723
G728 Active Calls	RT	Gauge	This attribute indicates the current number of G728 calls present on the TPM. This attribute is only displayed if the G728 Codec is provisioned on the DSP template. Mib name: acPMChannelsPerCoderValG728
G729a Active Calls	RT	Gauge	This attribute indicates the current number of G729a calls present on the TPM. This attribute is only displayed if the G729a Codec is provisioned on the DSP. Mib name: acPMChannelsPerCoderValG729a
G729e Active Calls	RT	Gauge	This attribute indicates the current number of G729e calls present on the TPM. This attribute is only displayed if the G729e Codec is provisioned on the DSP template. Mib name: acPMChannelsPerCoderValG729e
AMR Active Calls	RT	Gauge	This attribute indicates the current number of AMR calls present on the TPM. This attribute is only displayed if the AMR Codec is provisioned on the DSP template. Mib name: acPMChannelsPerCoderValAMR
EVRC Active Calls	RT	Gauge	This attribute indicates the current number of EVRC calls present on the TPM. This attribute is only displayed if the EVRC Codec is provisioned on the DSP template. Mib name: acPMChannelsPerCoderValEVRC
Rx Packet Loss current	RT	Gauge	The total number of RTP packet loss reported by RTCP since last reset. Mib name: acPMModuleRTTPacketLossRxTotal
Tx Packets Loss current	RT	Gauge	The total number of RTP packet loss reported by RTCP since last reset. Mib name: acPMModuleRTTPacketLossTxTotal
Rx Packets Current	RT	Gauge	The total number of packets received since last reset. Mib name: acPMModuleRTTPacketsRxTotal

EMS Parameter Name	RT / Hist	Gauge / Counter	Parameter Description
Rx Packets Current	RT	Gauge	The total number of RTP packets transmitted since last reset. Mib name: acPModuleRTPPacketsTxTotal

3.3.3 Tab: SIP IP to Tel

Frame: Gateway System Monitoring (Real-Time), Tab: SIP IP to Tel

EMS Parameter Name	RT / Hist	Gauge / Counter	Parameter Description
IP to Tel Number of Call Attempts	RT	Counter	Indicates the number of attempted calls for IP to Tel direction, during last interval. Mib name: acPMSIPAttemptedCallsValIP2Tel
IP to Tel Number of Established Calls	RT	Counter	Indicates the number of established calls for IP to Tel direction, during last interval. Mib name: acPMSIPEstablishedCallsValIP2Tel
IP to Tel Number of Calls Terminated due to a Busy Line	RT	Counter	Indicates the number of calls that failed as a result of a busy line for IP to Tel direction, during last interval. Mib name: acPMSIPBusyCallsValIP2Tel
IP to Tel Number of Calls Terminated due to No Answer	RT	Counter	Indicates the number of calls that weren't answered for IP to Tel direction, during last interval. Mib name: acPMSIPNoAnswerCallsValIP2Tel
IP to Tel Number of Calls Terminated due to Forward	RT	Counter	Indicates the number of calls that were terminated due to a call forward for IP to Tel direction, during last interval. Mib name: acPMSIPForwardedCallsValIP2Tel
IP to Tel Number of Failed Calls due to No Route	RT	Counter	Indicates the number of calls whose destinations weren't found for IP to Tel direction, during last interval. Mib name: acPMSIPNoRouteCallsValIP2Tel
IP to Tel Number of Failed Calls due to No Matched Capabilities	RT	Counter	Indicates the number of calls that failed due to mismatched media server capabilities for IP to Tel direction, during last interval. Mib name: acPMSIPNoMatchCallsValIP2Tel
IP to Tel Number of Failed Calls due to No Resources	RT	Counter	Indicates the number of calls that failed due to unavailable resources or a media server lock for IP to Tel direction, during last interval. Mib name: acPMSIPNoResourcesCallsValIP2Tel
IP to Tel Number of Failed Calls due to Other reasons	RT	Counter	This counter is incremented as a result of calls that fail due to reasons not covered by the other counters for IP to Tel direction, during last interval. Mib name: acPMSIPFailCallsValIP2Tel
IP to Tel Fax Call Attempts	RT	Counter	Indicates the number of attempted fax calls for IP to Tel direction, during last interval. Mib name: acPMSIPFaxAttemptedCallsValIP2Tel
IP to Tel Successful Fax Calls	RT	Counter	Indicates the number of successful fax calls for IP to Tel direction, during last interval. Mib name: acPMSIPFaxSuccessCallsValIP2Tel

EMS Parameter Name	RT / Hist	Gauge / Counter	Parameter Description
IP to Tel Average Call Duration [sec]	RT	Gauge	Indicates the average call duration of established calls for IP to Tel direction, during last interval. Mib name: acPMSIPCallDurationAverageIP2Tel

3.3.4 Tab: SIP Tel to IP

Frame: Gateway System Monitoring (Real-Time), Tab: SIP Tel to IP

EMS Parameter Name	RT / Hist	Gauge / Counter	Parameter Description
Tel to IP Number of Call Attempts	RT	Counter	Indicates the number of attempted calls for Tel to IP direction, during last interval. Mib name: acPMSIPAttemptedCallsValTel2IP
Tel to IP Number of Established Calls	RT	Counter	Indicates the number of established calls for Tel to IP direction, during last interval. Mib name: acPMSIPEstablishedCallsValTel2IP
Tel to IP Number of Calls Terminated due to a Busy Line	RT	Counter	Indicates the number of calls that failed as a result of a busy line for Tel to IP direction, during last interval. Mib name: acPMSIPBusyCallsValTel2IP
Tel to IP Number of Calls Terminated due to No Answer	RT	Counter	Indicates the number of calls that weren't answered for Tel to IP direction, during last interval. Mib name: acPMSIPNoAnswerCallsValTel2IP
Tel to IP Number of Calls Terminated due to Forward	RT	Counter	Indicates the number of calls that were terminated due to a call forward for Tel to IP direction, during last interval. Mib name: acPMSIPForwardedCallsValTel2IP
Tel to IP Number of Failed Calls due to No Route	RT	Counter	Indicates the number of calls whose destinations weren't found for Tel to IP direction, during last interval. Mib name: acPMSIPNoRouteCallsValTel2IP
Tel to IP Number of Failed Calls due to No Matched Capabilities	RT	Counter	Indicates the number of calls that failed due to mismatched media server capabilities for Tel to IP direction, during last interval. Mib name: acPMSIPNoMatchCallsValTel2IP
Tel to IP Number of Failed Calls due to No Resources	RT	Counter	Indicates the number of calls that failed due to unavailable resources or a media server lock for Tel to IP direction, during last interval. Mib name: acPMSIPNoResourcesCallsValTel2IP
Tel to IP Number of Failed Calls due to Other reasons	RT	Counter	This counter is incremented as a result of calls that fail due to reasons not covered by the other counters for Tel to IP direction, during last interval. Mib name: acPMSIPFailCallsValTel2IP
Tel to IP Fax Call Attempts	RT	Counter	Indicates the number of attempted fax calls for Tel to IP direction, during last interval. Mib name: acPMSIPFaxAttemptedCallsValTel2IP
Tel to IP Successful Fax Calls	RT	Counter	Indicates the number of successful fax calls for Tel to IP direction, during last interval. Mib name: acPMSIPFaxSuccessCallsValTel2IP

EMS Parameter Name	RT / Hist	Gauge / Counter	Parameter Description
Tel to IP Average Call Duration [sec]	RT	Gauge	Indicates the average call duration of established calls for Tel to IP direction, during last interval. Mib name: acPMSIPCallDurationAverageTel2IP

3.4 Frame: IP Group Monitoring (History)

3.4.1 Tab: IP Group Statistics

Frame: IP Group Monitoring (History), Tab: IP Group Statistics

EMS Parameter Name	RT / Hist	Gauge / Counter	Parameter Description
SIP IP Group Dialogs Val	HIST	Counter	Indicates the number of all dialogs currently being handled by the SBC per IP Group. Mib name: acPMSIIPGroupDialogsVal.
SIP IP Group Invite Dialogs Val	HIST	Counter	Indicates the number of all calls (initiated by SIP:INVITE) currently being handled by the SBC per IP Group. Mib name: acPMSIIPGroupInviteDialogsVal
SIP IP Group Subscribe Dialogs Val	HIST	Counter	Indicates the number of all SUBSCRIBE dialogs (initiated by SIP:SUBSCRIBE) currently being handled by the SBC, per IP Group. Mib name: acPMSIIPGroupSubscribeDialogsVal
SIP IP Group Other Dialogs Val	HIST	Counter	Indicates the number of all other dialogs other than INVITE and SUBSCRIBE (initiated by SIP:REGISTER) currently being handled by the SBC per IP Group. Mib name: acPMSIIPGroupOtherDialogsVal
SIP IP Group In Invite Dialogs	HIST	Counter	Indicates the number of incoming calls (SIP INVITE) per IP Group. Mib name: acPMSIIPGroupInInviteDialogsVal
SIP IP Group In Subscribe Dialogs	HIST	Counter	Indicates the number of incoming SUBSCRIBE dialogs per IP Group. Mib name: acPMSIIPGroupInSubscribeDialogsVal
SIP IP Group Out Invite Dialogs	HIST	Counter	Indicates the number of outgoing calls (SIP INVITE) per IP Group. Mib name: acPMSIIPGroupOutInviteDialogsVal
SIP IP Group Out Subscribe Dialogs	HIST	Counter	Indicates the number of outgoing SUBSCRIBE dialogs per IP Group. Mib name: acPMSIIPGroupOutSubscribeDialogsVal
SIP IP Group Invite Dialogs IP Average	HIST	Gauge	Indicates the average number of all calls (initiated by SIP:INVITE) currently being handled by the SBC per IP Group. Mib name: acPMSIIPGroupInviteDialogsAverage

EMS Parameter Name	RT / Hist	Gauge / Counter	Parameter Description
SIP IP Group Invite Dialogs IP Max	HIST	Gauge	Indicates the maximum number of all calls (initiated by SIP:INVITE) currently being handled by the SBC per IP Group. Mib name: acPMSIIPGroupInviteDialogsMax
SIP IP Group Invite Dialogs IP Min	HIST	Gauge	Indicates the minimum number of all calls (initiated by SIP:INVITE) currently being handled by the SBC per IP Group. Mib name: acPMSIIPGroupInviteDialogsMin

3.5 Frame: IP Group Monitoring (Real-Time)

3.5.1 Tab: IP Group Statistics

Frame: IP Group Monitoring (Real-Time), Tab: IP Group Statistics

EMS Parameter Name	RT / Hist	Gauge / Counter	Parameter Description
SIP IP Group Dialogs Val	RT	Counter	Indicates the number of all dialogs currently being handled by the SBC per IP Group. Mib name: acPMSIIPGroupDialogsVal
SIP IP Group Invite Dialogs Val	RT	Counter	Indicates the number of all calls (initiated by SIP:INVITE) currently being handled by the SBC per IP Group. Mib name: acPMSIIPGroupInviteDialogsVal
SIP IP Group Subscribe Dialogs Val	RT	Counter	Indicates the number of all SUBSCRIBE dialogs (initiated by SIP:SUBSCRIBE) currently being handled by the SBC, per IP Group. Mib name: acPMSIIPGroupSubscribeDialogsVal
SIP IP Group Other Dialogs Val	RT	Counter	Indicates the number of all other dialogs other than INVITE and SUBSCRIBE (initiated by SIP:REGISTER) currently being handled by the SBC per IP Group. Mib name: acPMSIIPGroupOtherDialogsVal
SIP IP Group In Invite Dialogs	RT	Counter	Indicates the number of incoming calls (SIP INVITE) per IP Group. Mib name: acPMSIIPGroupInInviteDialogsVal
SIP IP Group In Subscribe Dialogs	RT	Counter	Indicates the number of incoming SUBSCRIBE dialogs per IP Group. Mib name: acPMSIIPGroupInSubscribeDialogsVal
SIP IP Group Out Invite Dialogs	RT	Counter	Indicates the number of outgoing calls (SIP INVITE) per IP Group. Mib name: acPMSIIPGroupOutInviteDialogsVal
SIP IP Group Out Subscribe Dialogs	RT	Counter	Indicates the number of outgoing SUBSCRIBE dialogs per IP Group. Mib name: acPMSIIPGroupOutSubscribeDialogsVal

3.6 Frame: SRD Monitoring (History)

3.6.1 Tab: SRD Statistics

Frame: SRD Monitoring (History), Tab: SRD Statistics

EMS Parameter Name	RT / Hist	Gauge / Counter	Parameter Description
SIP SRD Dialogs Val	HIST	Counter	Indicates the number of all dialogs currently being handled by the SBC per SRD. Mib name: acPMSIPSRDDialogsVal
SIP SRD Invite Dialogs Val	HIST	Counter	Indicates the number of all calls (initiated by SIP:INVITE) currently being handled by the SBC per SRD. Mib name: acPMSIPSRDInviteDialogsVal
SIP SRD Subscribe Dialogs Val	HIST	Counter	Indicates the number of all SUBSCRIBE dialogs (initiated by SIP:SUBSCRIBE) currently being handled by the SBC per SRD. Mib name: acPMSIPSRDSubscribeDialogsVal
SIP SRD Other Dialogs Val	HIST	Counter	Indicates the number of all dialogs other than INVITE and SUBSCRIBE (initiated by SIP:REGISTER) currently being handled by the SBC per SRD Mib name: acPMSIPSRDOtherDialogsVal

3.7 Frame: SRD Monitoring (Real-Time)

3.7.1 Tab: SRD Statistics

Frame: SRD Monitoring (Real-Time), Tab: SRD Statistics

EMS Parameter Name	RT / Hist	Gauge / Counter	Parameter Description
SIP SRD Dialogs Val	RT	Counter	Indicates the number of all dialogs currently being handled by the SBC per SRD. Mib name: acPMSIPSRDDialogsVal
SIP SRD Invite Dialogs Val	RT	Counter	Indicates the number of all calls (initiated by SIP:INVITE) currently being handled by the SBC per SRD. Mib name: acPMSIPSRDInviteDialogsVal
SIP SRD Subscribe Dialogs Val	RT	Counter	Indicates the number of all SUBSCRIBE dialogs (initiated by SIP:SUBSCRIBE) currently being handled by the SBC per SRD. Mib name: acPMSIPSRDSubscribeDialogsVal
SIP SRD Other Dialogs Val	RT	Counter	Indicates the number of all dialogs other than INVITE and SUBSCRIBE (initiated by SIP:REGISTER) currently being handled by the SBC per SRD. Mib name: acPMSIPSRDOtherDialogsVal

3.8 Frame: System Monitoring SIP (Configuration)

3.8.1 Tab: System IP

Frame: System Monitoring SIP (Configuration), Tab: System IP

EMS Parameter Name	RT / Hist	Gauge / Counter	Parameter Description
Number of Outgoing KBytes	HIST	Counter	Counts the total number of outgoing Kbytes (1000 bytes) from the interface during the last interval. Mib name: acPMNetUtilKBytesVolumeTx
Number of Incoming KBytes	HIST	Counter	Counts the total number of Kbytes (1000 bytes) received on the interface, including those received in error, during the last interval. Mib name: acPMNetUtilKBytesVolumeRx
Number of Outgoing Pkts	HIST	Counter	Counts the total number of outgoing Packets from the interface during the last interval. Mib name: acPMNetUtilPacketsVolumeTx
Number of Incoming Pkts	HIST	Counter	Counts the total number of Packets received on the interface, including those received in error, during the last interval. Mib name: acPMNetUtilPacketsVolumeRx
Number of Incoming Discarded Pkts	HIST	Counter	Counts the total number of malformed IP Packets received on the interface during the last interval. These are packets which are corrupted or discarded due to errors in their IP headers, including bad checksums, version number mismatch, other format errors, time-to-live exceeded, errors discovered in processing their IP options, etc. Mib name: acPMNetUtilDiscardedPacketsVal

3.8.2 Tab: VoP Call Statistics

Frame: System Monitoring SIP (Configuration), Tab: VoP Call Statistics

EMS Parameter Name	RT / Hist	Gauge / Counter	Parameter Description
Num of Active Contexts Avg	HIST	Gauge	Indicates the average number of voice calls connected on the gateway since the last clear. Mib name: acPMActiveContextCountAverage Note: applicable only to the Gateway application.
Num of Active Contexts Min	HIST	Gauge	Indicates the minimum number of voice calls connected on the gateway since the last clear. Mib name: acPMActiveContextCountMin Note: applicable only to the Gateway application.
Num of Active Contexts Max	HIST	Gauge	Indicates the maximum number of voice calls connected on the gateway since the last clear. Mib name: acPMActiveContextCountMax Note: applicable only to the Gateway application.
G711 Active Calls Avg	HIST	Gauge	Indicates the average number of G.711 calls present on the TPM. Mib name: acPMChannelsPerCoderAverageG711
G723 Active Calls Avg	HIST	Gauge	Indicates the average number of G.723 calls present on the TPM. This attribute is only displayed if the G.723 Codec is provisioned on the DSP template. Mib name: acPMChannelsPerCoderAverageG723
G728 Active Calls Avg	HIST	Gauge	Indicates the average number of G.728 calls present on the TPM. This attribute is only displayed if the G.728 Codec is provisioned on the DSP template. Mib name: acPMChannelsPerCoderAverageG728
G729a Active Calls Avg	HIST	Gauge	Indicates the average number of G.729a calls present on the TPM. This attribute is only displayed if the G.729a Codec is provisioned on the DSP. Mib name: acPMChannelsPerCoderAverageG729a
G729e Active Calls Avg	HIST	Gauge	Indicates the average number of G.729e calls present on the TPM. This attribute is only displayed if the G.729e Codec is provisioned on the DSP template. Mib name: acPMChannelsPerCoderAverageG729e
AMR Active Calls Avg	HIST	Gauge	Indicates the average number of AMR calls present on the TPM. This attribute is only displayed if the AMR Codec is provisioned on the DSP template. Mib name: acPMChannelsPerCoderAverageAMR
EVRC Active Calls Avg	HIST	Gauge	Indicates the average number of EVRC calls present on the TPM. This attribute is only displayed if the EVRC Codec is provisioned on the DSP template. Mib name: acPMChannelsPerCoderAverageEVRC
Rx RTP Packet Loss Max	HIST	Gauge	Indicates the Max Rx RTP Packet loss (reported by RTCP) per TPM, up to this point in time during the collection interval, as indicated by the time Interval. Mib name: acPMModuleRTTPacketLossRxMax

EMS Parameter Name	RT / Hist	Gauge / Counter	Parameter Description
Tx RTP Packet Loss Max	HIST	Gauge	Indicates the Max Tx RTP Packet loss (reported by RTCP) per TPM, up to this point in time during the collection interval, as indicated by the time Interval. Mib name: acPModuleRTPPacketLossTxMax
RTP delay Average	HIST	Gauge	Indicates the average RTP packets delay per TPM, up to this point in time during the collection interval, as indicated by the time Interval. Mib name: acPModulePacketDelayAverage
RTP delay Max	HIST	Gauge	Indicates the maximum RTP packets delay per TPM, up to this point in time during the collection interval, as indicated by the time Interval. Mib name: acPModulePacketDelayMax
RTP delay Min	HIST	Gauge	Indicates the minimum RTP packets delay per TPM, up to this point in time during the collection interval, as indicated by the time Interval. Mib name: acPModulePacketDelayMin
RTP jitter Average	HIST	Gauge	Indicates the average RTP packets jitter per TPM, up to this point in time during the collection interval, as indicated by the time Interval. Mib name: acPModulePacketJitterAverage
RTP jitter Min	HIST	Gauge	Indicates the minimum RTP packets jitter per TPM, up to this point in time during the collection interval, as indicated by the time Interval. Mib name: acPModulePacketJitterMin
RTP jitter Max	HIST	Gauge	Indicates the maximum RTP packets jitter per TPM, up to this point in time during the collection interval, as indicated by the time Interval. Mib name: acPModulePacketJitterMax
Rx RTP Bytes Max	HIST	Gauge	Indicates the Max Tx RTP Bytes per TPM, up to this point in time during the collection interval, as indicated by the time Interval. Mib name: acPModuleRTPBytesRxMax
Tx RTP Bytes Max	HIST	Gauge	Indicates the Max Rx RTP Bytes per TPM, up to this point in time during the collection interval, as indicated by the time Interval. Mib name: acPModuleRTPBytesTxMax
Rx RTP Packets Max	HIST	Gauge	Indicates the Max Rx RTP Packets per TPM, up to this point in time during the collection interval, as indicated by the time Interval. Mib name: acPModuleRTPPacketsRxMax
Tx RTP Packets Max	HIST	Gauge	Indicates the Max Tx RTP Packets per TPM, up to this point in time during the collection interval, as indicated by the time Interval. Mib name: acPModuleRTPPacketsTxMax
RTCP XR Average Conversational R Factor	HIST	Gauge	Average conversational R factor. Mib name: rtcpxrHistoryAvgRCQ
RTCP XR Maximum Conversational R Factor	HIST	Gauge	Maximum conversational R factor. Mib name: rtcpxrHistoryMaxRCQ

EMS Parameter Name	RT / Hist	Gauge / Counter	Parameter Description
RTCP XR Minimum Conversational R Factor	HIST	Gauge	Minimum conversational R factor. Mib name: rtcpXrHistoryMinRCQ

4 Alarms

Supported alarms / events can fall into one of these three categories:

- Standard traps: traps originated by the media gateway / server - all the standard traps are treated as events.
- Proprietary alarms / events: traps originated by the media gateway / server and defined in the gateway proprietary MIB.
- EMS alarms / events: traps originated by the EMS application and defined in the EMS proprietary MIB.

To find out which traps are defined as Events refer to 'Alarm Name' or 'Alarm Title' fields in the table. All the events are marked with [Event] prefix. This is how events are marked in the EMS Alarms Browser and Alarms History windows.

Each alarm / event described in this section includes the following information:

Information Included in Each Alarm

Alarm Name	The alarm name, as it appears in the EMS Alarm Browser.
Alarm Source	Possible values of sources if applicable to a specific alarm. This value is displayed from the variable-binding tgTrapGlobalsSource. For the complete list of Managed Objects, refer to the Mediant 5000 / 8000 Programmers' User Manual.
Severity	Possible values of severities. This value is displayed from the variable-binding tgTrapGlobalsSeverity.
Alarm Type	Alarm type according to ITU X.733 definition. This value is displayed from the variable-binding tgTrapGlobalsType.
Alarm Probable Cause	Alarm probable cause according to ITU X.733 definition. This value is displayed from the variable-binding tgTrapGlobalsProbableCause.
Description	Textual description of specific problem. This value is displayed from the variable-binding tgTrapGlobalsTextualDescription. The document includes a few examples of the possible values of this field.
Additional Info	Additional information fields provided by MG application, depending on the specific scenario. These values are displayed from tgTrapGlobalsAdditionalInfo1, tgTrapGlobalsAdditionalInfo2 and tgTrapGlobalsAdditionalInfo3. The document includes a few examples of the possible values of this field.
SNMP Trap Name	NOTIFICATION-TYPE Name as it appears in the MIB.
SNMP Trap OID	NOTIFICATION-TYPE OID as it appears in the MIB.
Corrective Action	Possible corrective action when applicable.

4.1 Standard Traps

4.1.1 Cold Start

Cold Start

Description	SNMPv2-MIB: A coldStart trap signifies that the SNMP entity, supporting a notification originator application, is reinitializing itself and that its configuration may have been altered.
SNMP Alarm	coldStart
SNMP OID	1.3.6.1.6.3.1.1.5.1
Alarm Title	[Event] Cold Start
Alarm Type	Communication Alarm
Alarm Source	
Probable Cause	Other
Severity	Clear
Additional Info^{1,2,3}	
Corrective Action	

4.1.2 Link Down

Link Down

Description	SNMPv2-MIB: A linkDown trap signifies that the SNMP entity, acting in an agent role, has detected that the ifOperStatus object for one of its communication links is about to enter the down state from some other state (but not from the notPresent state). This other state is indicated by the included value of ifOperStatus.
SNMP Alarm	[Event] linkDown
SNMP OID	1.3.6.1.6.3.1.1.5.3
Alarm Title	Link Down
Alarm Type	Communication Alarm
Alarm Source	
Probable Cause	Other
Severity	Major
Additional Info^{1,2,3}	
Corrective Action	

4.1.3 Link Up

Link Up

Description	SNMPv2-MIB: A linkUp trap signifies that the SNMP entity, acting in an agent role, has detected that the ifOperStatus object for one of its communication links left the down state and transitioned into some other state (but not into the notPresent state). This other state is indicated by the included value of ifOperStatus.
SNMP Alarm	[Event] linkUp
SNMP OID	1.3.6.1.6.3.1.1.5.4
Alarm Title	Link Up
Alarm Type	Communication Alarm
Alarm Source	
Probable Cause	Other
Severity	Clear
Additional Info^{1,2,3}	
Corrective Action	

4.1.4 Entity Configuration Change

Entity Configuration Change

Description	Entity-MIB: An entConfigChange notification is generated when the value of entLastChangeTime changes.
SNMP Alarm	[Event] entConfigChange
SNMP OID	1.3.6.1.2.1.47.2.0.1
Alarm Title	Entity Configuration Change
Alarm Type	Equipment Alarm
Alarm Source	
Probable Cause	Other
Severity	Info
Additional Info1,2,3	
Corrective Action	

4.1.5 Authentication Failure

Authentication Failure

Description	SNMPv2-MIB: An authenticationFailure trap signifies that the SNMP entity has received a protocol message that is not properly authenticated. While all implementations of SNMP entities MAY be capable of generating this trap, the snmpEnableAuthenTraps object indicates whether this trap will be generated.
SNMP Alarm	[Event] authenticationFailure
SNMP OID	1.3.6.1.6.3.1.1.5.5
Alarm Title	Authentication Failure
Alarm Type	Communication Alarm
Alarm Source	
Probable Cause	Other
Severity	Major
Additional Info1,2,3	
Corrective Action	

4.2 EMS Alarms

4.2.1 EMS Trap Receiver Binding Error

EMS Trap Receiver Binding Error

Textual Description	This alarm is generated during server startup if an error occurs indicating that the SNMP trap receiver port is already taken.
SNMP OID	acEMSSnmpCannotBindError- 1.3.6.1.4.1.5003.9.20.3.2.0.1
AlarmTitle	[Event] EMS Trap Receiver Binding Error
ItuAlarmType	Environmental Alarm
AlarmSource	EMS Server
Probable Cause	Application Subsystem Failure
Severity	Critical
Additional Info	-
Corrective Action	<p>Run netstats command to verify which application uses the alarms reception port (by default UDP post 162).</p> <ul style="list-style-type: none"> ▪ EMS application: If it's busy, check which application uses this port. If it's not freed by the EMS application, restart the EMS Server application according to the equipment installation manual. ▪ Other network management application: change the EMS application and all managed gateways' default alarm reception ports.
Media Gateways	All the gateways managed by the EMS

4.2.2 GW Connection Alarm

GW Connection Alarm

Textual Description	Originated by the EMS when an SNMP Timeout occurs for the first time in the Media Gateway
SNMP OID	acEMSNodeConnectionLostAlarm - 1.3.6.1.4.1.5003.9.20.3.2.0.3
AlarmTitle	GW Connection Alarm
ItuAlarmType	Communications Alarm
AlarmSource	Media Gateway
Probable Cause	Communications Subsystem Failure
Severity	Critical
Additional Info	-
Corrective Action	<p>Communication problem: Try to ping the gateway to check if there is network communication.</p> <ul style="list-style-type: none"> ▪ Default gateway alive: Open the network screen. Check the default gateway IP address and ping it. ▪ SNMP Community Strings: Verify that the community string defined in the EMS for the gateway matches the actual gateway community strings. To check the community string, right-click on the gateway, select the 'Details' menu. Default community strings: read = public, write = private. ▪ Hardware Problem: Check that the gateway is alive according to the LEDs. Verify that network and power cables are in place and plugged in.
Media Gateways	All the gateways managed by the EMS

4.2.3 GW Mismatch Alarm

GW Mismatch Alarm

Textual Description	<p>Activated when the EMS detects a hardware, software, predefine or configuration mismatch.</p> <ul style="list-style-type: none"> • Software Mismatch: Activated when the EMS detects a software version mismatch between the actual and the previous definition of the Media Gateway (for example, Version 4.0.353 instead of the previously defined 4.0.278). This is also the case when the new version is not defined in the Software Manager. • Hardware Mismatch: Activated when the EMS detects a hardware mismatch between the actual and the previous definition of a Media Gateway. • Configuration Mismatch: Activated when the EMS detects a configuration mismatch between the actual parameter values provisioned and previous parameter values provisioned.
SNMP OID	acEMSNoMismatchNodeAlarm - 1.3.6.1.4.1.5003.9.20.3.2.0.9
AlarmTitle	GW Mismatch Alarm
ItuAlarmType	Equipment Alarm
AlarmSource	Media Gateway/Software Media Gateway/Hardware Media Gateway/Configuration
Probable Cause	Other
Severity	Clear
Additional Info	-
Corrective Action	<ul style="list-style-type: none"> • Software Mismatch: <ul style="list-style-type: none"> ✓ Define the detected version in the EMS Software Manager ✓ Perform a Software Upgrade on the gateway with one of the supported versions. • Hardware Mismatch: <ul style="list-style-type: none"> ✓ Perform remove / add a gateway from the EMS tree in order to resync EMS and the gateway status ✓ Verify in the Software Manager that an appropriate version exists for the hardware type displayed in the error message • Configuration Mismatch: <ul style="list-style-type: none"> ✓ Run Configuration Verification command in order to compare EMS configuration and actual MG configuration: <ul style="list-style-type: none"> -MG configuration is incorrect: use configuration download to update MG with correct configuration saved in the EMS database. -MG is correct, EMS is not updated: use configuration upload to save a correct MG configuration in the EMS database. • Check the Actions Journal for recent updates of the gateway.
Media Gateways	All the gateways managed by the EMS.

4.2.4 EMS Server Started

EMS Server Started

Textual Description	Originated each time the server is started or restarted (warm boot/reboot) by the EMS Watchdog Process
SNMP OID	acEMSServerStartup- 1.3.6.1.4.1.5003.9.20.3.2.0.11
AlarmTitle	[Event] EMS Server Started
ItuAlarmType	Communications Alarm
AlarmSource	EMS Server
Probable Cause	Other
Severity	Major
Additional Info	-
Corrective Action	-
Media Gateways	All the gateways managed by the EMS.

4.2.5 Disk Space Alarm

Disk Space Alarm

Textual Description	Originated when the EMS Server hard disk capacity is almost full.
SNMP OID	acEMSNotEnoughDiskSpaceAlarm - 1.3.6.1.4.1.5003.9.20.3.2.0.12
AlarmTitle	Disk Space Alarm
ItuAlarmType	Environment Alarm
AlarmSource	EMS Server
Probable Cause	-
Severity	Critical - disk usage > 80 % Major - disk usage > 70 %
Additional Info	-
Corrective Action	<ul style="list-style-type: none"> ▪ Clean all unnecessary files ▪ Expand the hard disk
Media Gateways	All the gateways managed by the EMS.

4.2.6 Software Replaced

Software Replaced

Textual Description	Originates when the EMS discovers a software version replace between board versions, for example, from V4.6.009.004 to V4.6.152.003 (when both versions are managed by the EMS). Software Replace old version : <old version> new version <new version>
SNMP OID	acEMSSoftwareReplaceAlarm- 1.3.6.1.4.1.5003.9.20.3.2.0.14
AlarmTitle	[Event] Software Replaced
ItuAlarmType	Communications Alarm
AlarmSource	EMS Server
Probable Cause	Other
Severity	Info
Additional Info	If you initiated a performance measurements polling process before you initiated the software replacement process, the polling process is stopped.
Corrective Action	No action should be taken; this is an information alarm.
Media Gateways	All the gateways managed by the EMS.

4.2.7 Hardware Replaced

Hardware Replaced

Textual Description	Originated when the EMS discovers a different gateway (according to the MAC address) to what was initially defined, while the Hardware Type remains the same. Hardware Replace is discovered by the MAC address and performed during Board Started trap.
SNMP OID	acEMSHardwareReplaceAlarm - 1.3.6.1.4.1.5003.9.20.3.2.0.15
AlarmTitle	[Event] Hardware Replaced
ItuAlarmType	Equipment Alarm
AlarmSource	Media Gateway
Probable Cause	Other
Severity	Major
Additional Info	-
Corrective Action	-
Media Gateways	MediaPacks, Mediant 1000, Mediant 2000, Mediant 3000

4.2.8 HTTP/HTTPS Access Disabled

HTTP/HTTPS Access Disabled

Textual Description	Originated when HTTP access is disabled by EMS hardening but the EMS manages media gateways that require HTTP access for software upgrade. Originated on server startup.
SNMP OID	acEMSHTTPLDisabled - 1.3.6.1.4.1.5003.9.20.3.2.0.16
AlarmTitle	[Event] HTTP/HTTPS Access Disabled
ItuAlarmType	Environmental Alarm
AlarmSource	EMS Server
Probable Cause	Application Subsystem Failure
Severity	Major
Additional Info	-
Corrective Action	Separate the gateways between two EMS Servers (secured & unsecured)
Media Gateways	Gateways using the HTTP server for the software upgrade procedure: MediaPacks, Mediant 1000, Mediant 2000, Mediant 3000

4.2.9 PM File Generated

PM File Generated

Textual Description	Originated when a PM file is generated in the EMS server, and it can be retrieved by a higher level management system.
SNMP OID	acEMSPmFileGenerate - 1.3.6.1.4.1.5003.9.20.3.2.0.18
AlarmTitle	[Event] PM File Generated
ItuAlarmType	Other
AlarmSource	EMS Server
Probable Cause	Other
Severity	Info
Additional Info	The performance summary data from<start polling interval time> to<timeStempFileTo> of media gateway<nodeIPAdd> was saved in PM file <fileName>.
Corrective Action	-
Media Gateways	All Gateways

4.2.10 PM Polling Error

PM Polling Error

Textual Description	Originated when a PM History stops collecting performance summary data from MG. Possible reasons are: NTP synchronization lost, Connection Loss, SW Mismatch, etc..
SNMP OID	acEMSPmHistoryAlarm - 1.3.6.1.4.1.5003.9.20.3.2.0.19
AlarmTitle	[Event] PM Polling Error
ItuAlarmType	Other
AlarmSource	EMS Server
Probable Cause	Other
Severity	Minor
Additional Info	
Corrective Action	<p>Verify in the 'Textual Description' (see above) the reason why the PM history stopped.</p> <ul style="list-style-type: none"> ▪ When the reason is 'NTP synchronization lost', verify that the gateway and the EMS Server machine are synchronized to the same NTP server and have accurate time definitions. ▪ When the reason is 'Software Mismatch', you can stop the PM history collection until the new version is added to the Software Manager. ▪ When the reason is 'Connection Loss' between the EMS Server and the gateway, polling continues automatically when the connection is re-established; the purpose of the alarm in this case is to inform users of missing samples. <p>Note: The alarm continues to activate every 15 minutes unless you fix the problem or manually stop PM polling of the Gateway.</p>
Media Gateways	All Gateways

4.2.11 Cold Start Missed

Cold Start Missed

Textual Description	Originated when Carrier Grade Alarm System recognizes coldStart trap has been missed.
SNMP OID	acEMSNodeColdStartMissedEvent - 1.3.6.1.4.1.5003.9.20.3.2.0.20
AlarmTitle	[Event] Cold Start Missed
ItuAlarmType	Other
AlarmSource	
Probable Cause	Receive failure
Severity	Clear
Additional Info	
Corrective Action	
Media Gateways	All the managed Gateways

4.2.12 Security Alarm

Security Alarm

Textual Description	Activated when one of more Radius servers are not reachable. When none of the radius servers can be reached, a Critical Severity alarm is generated.
SNMP OID	acEMSSecurityAlarm - 1.3.6.1.4.1.5003.9.20.3.2.0.23
AlarmTitle	Security Alarm
ItuAlarmType	Processing Error Alarm
AlarmSource	EMS Server / Radius <#>
Probable Cause	Other
Severity	Minor, Major, Critical
Additional Info	
Corrective Action	
Media Gateways	

4.2.13 Security Event

Security Event

Textual Description	This event is generated when a specific user is blocked after reaching the maximum number of login attempts, or when the EMS failed to sync EMS and Mediant 5000 / 8000 users.
SNMP OID	acEMSSecurityEvent - 1.3.6.1.4.1.5003.9.20.3.2.0.24
AlarmTitle	[Event] Security Event
ItsAlarmType	Other
AlarmSource	EMS Server / User Name, EMS Sever / User Sync
Probable Cause	Other
Severity	Indeterminate
Additional Info	
Corrective Action	
Media Gateways	

4.2.14 Topology Update Event

Topology Update Event

Textual Description	<p>This event is issued by the EMS when a Gateway or Region is added/removed/updated in the EMS application and includes the following information:</p> <p style="padding-left: 40px;">Action: Add / Remove / Update GW or Region Region Name GW Name GW IP</p> <p>Note: For opening an EMS client in the MG context, the gateway IP address should be provided.</p>
SNMP OID	acEMSTopologyUpdateEvent - 1.3.6.1.4.1.5003.9.20.3.2.0.25
Alarm Title	[Event] Topology Update
Alarm Source	EMS Server
Severity	Indeterminate
Alarm Type	Other
Probable Cause	Other

Additional Info	<p>Additional Info 1 field will include following details:</p> <p>Region: X1 'X2' [GW: Y1 'Y2' 'Y3' 'Y4']</p> <p>X1 = Region ID (unique identifier in the EMS data base used for region identification)</p> <p>X2 = Region name as it defined by EMS operator</p> <p>Y1 = GW ID (unique identifier in the EMS data base used for GW identification)</p> <p>Y2 = GW Name as it defined by EMS operator</p> <p>Y3 = GW IP as it defined by EMS operator</p> <p>Y4 = GW Type as it identified by EMS during the first connection to the GW. If first connection was not successful during the add operation, it will trigger an 'Add GW' event with Unknown GW type, and 'Update GW' event once the initial connection to the GW has been successful. The following GWs will be supported: MP, M1K, M2K, M3K, M5K, M8K</p> <p>Region details will always be part of the alarm, while GW info will be displayed when event is GW related.</p> <p>All the fields related to the GW will always be displayed to allow easy parsing.</p> <p>Examples:</p> <p>(Description=Add Region) Region: 7 'Test Lab'</p> <p>(Description=Update Region) Region: 7 'My Updated Region'</p> <p>(Description=Add GW) Region: 7 'My Updated Region', GW: 22 'MG14' '1.2.3.4' 'Unknown', PM Polling: disabled</p> <p>(Description=Update GW) Region: 7 'My Updated Region', GW: 22 'My MG 15' '4.5.6.7' 'M3K'</p> <p>(Description=Update GW) Region: 7 'My Updated Region', GW: 22 'My MG 15' '4.5.6.7', PM Polling: enabled</p> <p>(Description=Remove GW) Region: 7 'My Updated Region', GW: 22 'My MG 15' '4.5.6.7' 'M3K', Polling: enabled</p> <p>(Description=Remove Region) Region: 7 'My Updated Region'</p>
Corrective Action	
Media Gateways	

4.2.15 Topology File Event

Topology File Event

Textual Description	This event is issued by the EMS when the Topology File is updated on the EMS Server machine. The Topology file is automatically updated upon the addition /removal of a Media Gateway or upon updates to the Media Gateway properties. For more information, refer to the <i>OAMP Integration Guide</i> .
SNMP OID	acEMSTopologyFileEvent- 1.3.6.1.4.1.5003.9.20.3.2.0.26
Alarm Title	[Event] Topology File
Alarm Source	
Severity	Indeterminate
Alarm Type	Other
Probable Cause	Other
Additional Info	File Name: MGsTopologyList.csv
Corrective Action	
Media Gateways	

4.2.16 Synchronizing Alarms Event

Synchronizing Alarms Event

Textual Description	This event is issued when the EMS is not able to retrieve the entire missing alarms list from the History table. Information regarding the number of retrieved alarms, and number of alarms EMS failed to retrieve is provided in the Additional Info field.
SNMP OID	acEMSSyncAlarmEvent - 1.3.6.1.4.1.5003.9.20.3.2.0.27
Alarm Title	[Event] Synchronizing Alarms
Alarm Source	EMS Server
Severity	Indeterminate
Alarm Type	Other
Probable Cause	Other
Additional Info	Retrieved x missed alarms, failed to retrieve y alarms.
Corrective Action	
Media Gateways	

4.2.17 Synchronizing Active Alarms Event

Synchronizing Active Alarms Event

Textual Description	This event is issued when the EMS is not able to perform synchronization with the History alarms table, and instead performs synchronization with the Active Alarms Table.
SNMP OID	acEMSSyncActiveAlarmEvent - 1.3.6.1.4.1.5003.9.20.3.2.0.28
Alarm Title	[Event] Synchronizing Active Alarms
Alarm Source	
Severity	Indeterminate
Alarm Type	Other
Probable Cause	Other
Additional Info	
Corrective Action	
Media Gateways	

4.2.18 License Key Alarm

License Key Alarm

Textual Description	This alarm is raised when one of the following occurs: <ul style="list-style-type: none"> ▪ EMS Application License is expired. ▪ EMS Application License will be expired within one month. ▪ Gateway management is not covered by the current EMS Application License (the maximum number of EMS licenses for managing this gateway has been exceeded).
SNMP OID	acEMSLicenseKeyAlarm - 1.3.6.1.4.1.5003.9.20.3.2.0.29
Alarm Title	EMS License Key Alarm
Alarm Source	
Severity	Major/Critical
Alarm Type	Other
Probable Cause	keyExpired
Additional Info	
Corrective Action	
Media Gateways	

4.1 SEM Alarms

4.1.1 SEM – Failed Calls Alarm

SEM – Failed Calls Alarm

Description	This alarm is raised when the failed calls threshold is crossed and is cleared when the failed calls ratio returns below the threshold value. The description field includes the info: Failed X1% of calls, X2 of X3 calls.
SNMP Alarm	acSEMRuleFailedCallsAlarm
SNMP OID	1.3.6.1.4.1.5003.9.20.3.2.0.30
Alarm Title	SEM - Failed Calls Alarm
Alarm Source	SEM/<Device Name> or SEM/<Link Name> (According to provisioned scope)
Alarm Type	qualityOfServiceAlarm
Probable Cause	thresholdCrossed
Severity	According to provisioned thresholds: critical, major or clear
Additional Info	Critical or Major severity threshold is Y%
Corrective Action	

4.1.2 SEM – Voice Quality Alarm

SEM – Voice Quality Alarm

Description	This alarm is raised when the poor quality calls threshold is crossed and is cleared when the poor quality calls ratio returns below the threshold value. The description field includes the info: Poor Quality X1% of calls, X2 of X3 calls.
SNMP Alarm	acSEMRulePoorQualityCallsAlarm
SNMP OID	1.3.6.1.4.1.5003.9.20.3.2.0.31
Alarm Title	SEM – Voice Quality Alarm
Alarm Source	SEM/<Device Name> or SEM/<Link Name> (According to provisioned scope)
Alarm Type	qualityOfServiceAlarm
Probable Cause	thresholdCrossed
Severity	According to provisioned thresholds: critical, major or clear
Additional Info	Critical or Major severity threshold is Y%
Corrective Action	

4.1.3 SEM – Average Call Duration Alarm

SEM-Average Call Duration Alarm

Description	This alarm is raised when the average call duration time threshold is crossed and is cleared when the average call duration time ratio returns below the threshold value. The description field includes the info: Average Call Duration is X sec.
SNMP Alarm	acSEMRuleAvrgCallDurationAlarm
SNMP OID	1.3.6.1.4.1.5003.9.20.3.2.0.32
Alarm Title	SEM – Average Call Duration Alarm
Alarm Source	SEM/<Device Name> or SEM/<Link Name> (According to provisioned scope)
Alarm Type	qualityOfServiceAlarm
Probable Cause	thresholdCrossed
Severity	According to provisioned thresholds: critical, major or clear
Additional Info	Critical or Major severity threshold is Y sec
Corrective Action	

4.1.4 SEM – License Key Alarm

SEM License Key Alarm

Description	This alarm is sent when the SEM application License Key file is invalid. Gateway management is not covered by the current SEM Application License.
SNMP Alarm	acSEMLicenseKeyAlarm
SNMP OID	1.3.6.1.4.1.5003.9.20.3.2.0.33
Alarm Title	SEM License Key Alarm
Alarm Source	SEM Server
Alarm Type	Other
Probable Cause	AlarmProbableCauseType.KEYEXPIRED
Severity	ItuPerceivedSeverity.CRITICAL
Corrective Action	Contact your AudioCodes representative to obtain a correct license key.

4.1.5 SEM – System Load Alarm

Description	This alarm is sent when the SEM system capacity is high and the system consequently becomes loaded. Three levels are supported: <ul style="list-style-type: none"> • Minor -> Events are not stored for green calls. Trend Info will not be displayed. • Major -> Events are not stored. Trend Info will not be displayed. • Critical -> Green calls are not stored.
SNMP Alarm	acSEMCalledDroppedAlarm
SNMP OID	1.3.6.1.4.1.5003.9.20.3.2.0.34
Alarm Title	SEM – System Load Alarm
Alarm Source	SEM Server
Alarm Type	AlarmType.QUALITYOFSERVICEALARM
Probable Cause	AlarmProbableCauseType.THRESHOLDCROSSED
Severity	MINOR/ MAJOR/ CRITICAL
Additional Info	<ul style="list-style-type: none"> • Medium load level is reached - {0}%, {1} calls of {2}. / • High load level is reached - {0}%, {1} calls of {2}. / • Approaching maximal system capacity - {0}%, {1} calls of {2}.
Corrective Action	Reduce the system load.

4.1.6 SEM – Call Details Storage Level has Changed

Description	This alarm is sent when the operator changes the Call Details Storage Level from one level to another.
SNMP Alarm	acSEMClientLoadFlagAlarm
SNMP OID	1.3.6.1.4.1.5003.9.20.3.2.0.35
Alarm Title	SEM – Call Details Storage Level has been changed.
Alarm Source	SEM Server
Alarm Type	AlarmType.QUALITYOFSERVICEALARM
Probable Cause	AlarmProbableCauseType.THRESHOLDCROSSED
Severity	ItuPerceivedSeverity.INDETERMINATE
Additional Info	
Corrective Action	

4.1.7 SEM – Time Synchronization Alarm

Description	This alarm is sent when Device and Server are not synchronized: Server Time: {0}, Device Time: {1}.
SNMP Alarm	acSEMTimeSynchronizationAlarm
SNMP OID	1.3.6.1.4.1.5003.9.20.3.2.0.36
Alarm Title	SEM – Time Synchronization Alarm
Alarm Source	SEM/<Device Name> or SEM/<Link Name> (According to provisioned scope)
Alarm Type	AlarmType.TIMEDOMAINVIOLATIONAL
Probable Cause	AlarmProbableCauseType.TIMINGPROBLEM
Severity	CRITICAL
Additional Info	<p>One of the following reasons will appear:</p> <ul style="list-style-type: none"> • Check your NTP configuration on the device. • NTP servers are not configured on the device. • Ensure that the SEM server and device time is properly synchronized. • Verify that the NTP configuration is correct; verify your network conditions (Firewalls, Ports, etc ..) and make sure that the NTP sync of the SEM server and/or the devices is performed correctly. • Refer to the EMS client / Help menu / EMS Server Configuration frame to verify the network configuration.
Corrective Action	

4.2 Device Alarms

4.2.1 Board Fatal Error

Board Fatal Error

Description	Sent whenever a fatal device error occurs.		
SNMP Alarm	acBoardFatalError		
SNMP OID	1.3.6.1.4.1.5003.9.10.1.21.2.0.1		
Alarm Title	Board Fatal Error		
Alarm Type	equipmentAlarm		
Probable Cause	underlyingResourceUnavailable (56)		
Alarm Severity	Condition	<text>	Corrective Action
Critical (default)	Any fatal error	Board Fatal Error: A run-time specific string describing the fatal error	<ol style="list-style-type: none"> 1. Capture the alarm information and the Syslog clause, if active. 2. Contact AudioCodes' Support Center at support@audiocodes.com which will want to collect additional data from the device and perform a reset.
Stays 'Critical' until reboot. A 'Clear' trap is not sent.	After fatal error	-	

4.2.2 Configuration Error

Configuration Error

Description	Sent when the device's settings are invalid. The trap contains a message stating/detailing/explaining the invalid setting.		
SNMP Alarm	acBoardConfigurationError		
SNMP OID	1.3.6.1.4.1.5003.9.10.1.21.2.0.2		
Alarm Title	[Event] Configuration Error		
AlarmType	equipmentAlarm		
Probable Cause	underlyingResourceUnavailable (56)		
Alarm Severity	Condition	<text>	Corrective Action
Critical(default)	A configuration error was detected	Board Config Error: A run-time specific string describing the configuration error	<ol style="list-style-type: none"> 1. Check the run-time specific string to determine the nature of the configuration error. 2. Fix the configuration error using the appropriate tool: Web interface, EMS, or <i>ini</i> file. 3. Save the configuration and if necessary reset the device.
Stays 'Critical' until reboot. A 'Clear' trap is not sent.	After configuration error	-	

4.2.3 Temperature Alarm

This alarm is relevant for the Mediant 2600 and Mediant 4000 devices.

Temperature Alarm

Description	Sent when the device exceeds its temperature limits.		
SNMP Alarm	acBoardTemperatureAlarm		
SNMP OID	1.3.6.1.4.1.5003.9.10.1.21.2.0.3		
Alarm Title	Temperature Alarm		
Alarm Type	equipmentAlarm		
Alarm Source	System#0		
Probable Cause	The air filter is saturated. One of the fans work slower than expected. temperatureUnacceptable (50)		
Alarm Severity	Condition	<text>	Corrective Action
Critical	Internal temperature is too high for normal operation	Board temperature too high	Check that the ambient environment around the chassis was not changed (room temperature, air-conditioner, and location of the chassis on the site). If the ambient environment is the same, make sure that all unoccupied module slots are covered with blank panels. Check the chassis ventilation outlet and make sure that they are not obstructed for air flow. Check if you also received a Fan Tray alarm, which indicates that one or more fans in the Fan Tray are faulty (major). If this is the case, send the faulty Fan Tray to AudioCodes as RMA. Send an RMA request to AudioCodes for the Fan Tray.
Cleared	Temperature returns to normal operating values	-	-

4.2.4 Initialization Ended

Initialization Ended

Description	This alarm is sent when the device is initialized and ready to run.
SNMP Alarm	acBoardEvBoardStarted
SNMP OID	1.3.6.1.4.1.5003.9.10.1.21.2.0.4
Alarm Title	[Event] Initialization Ended
Alarm Type	Equipment Alarm
Alarm Source	
Probable Cause	Other
Severity	Major
Additional Info1,2,3	NULL

4.2.5 Board Resetting Following Software Reset

Board Resetting Following Software Reset

Description	This alarm indicates that the device has started the reset process - following a software reset.
SNMP Alarm	acBoardEvResettingBoard
SNMP OID	1.3.6.1.4.1.5003.9.10.1.21.2.0.5
Alarm Title	Board Resetting Following Software Reset
Alarm Type	Other
Alarm Source	
Probable Cause	Other
Severity	Critical
Additional Info1,2,3	'AdditionalInfo1', 'AdditionalInfo2', 'AdditionalInfo3',
Corrective Action	A network administrator has taken action to reset the device. No corrective action is needed.

4.2.6 Feature Key Related Error

Feature Key Related Error

Description	Sent to relay Feature Key errors etc.
SNMP Alarm	acFeatureKeyError
SNMP OID	1.3.6.1.4.1.5003.9.10.1.21.2.0.6
Alarm Title	Feature Key Related Error
Severity	Critical
Alarm Type	processingErrorAlarm
Probable Cause	configurationOrCustomizationError (7)
Alarm Text	Feature key error
Note	Support for this alarm is pending.

4.2.7 Gateway Administrative State Changed

Gateway Administrative State Changed

Description	<p>This alarm indicates that the administrative state of the gateway has been changed to a new state.</p> <p>Note that all state changes are instigated by the parameter acgwAdminState.</p> <ul style="list-style-type: none"> ▪ Time limit set in the parameter acgwAdminStateLockControl - 'GateWay shutting down. Max time to LOCK %d sec' ▪ No time limit in the parameter acgwAdminStateLockControl - 'GateWay is shutting down. No time limit.' ▪ When reaching lock state - 'GateWay is locked' • When the gateway is SET to unlocked - 'GateWay is unlocked (fully active again)' 		
SNMP Alarm	acgwAdminStateChange		
SNMP OID	1.3.6.1.4.1.5003.9.10.1.21.2.0.7		
Alarm Title	Administrative State Change		
Alarm Type	processingErrorAlarm		
Probable Cause	outOfService (71)		
Alarm Severity	Condition	<text>	Corrective Action
Major (default)	Admin state changed to shutting down	Network element admin state change alarm: Gateway is shutting down. No time limit.	No corrective action is required. A network administrator took an action to gracefully lock the device.

Major	Admin state changed to locked	Locked	No corrective action is required. A network administrator took an action to lock the device, or a graceful lock timeout occurred.
Cleared	Admin state changed to unlocked	-	No corrective action is required. A network administrator has taken an action to unlock the device.

4.2.8 No Free Channels Available

No Free Channels Available

Description	This alarm indicates that almost no free resources for the call are available. Activated only if the parameter EnableRai is set. The threshold is determined according to parameters RAIHIGHTHRESHOLD and RAILOWTHRESHOLD.		
SNMP Alarm	acBoardCallResourcesAlarm		
SNMP OID	1.3.6.1.4.1.5003.9.10.1.21.2.0.8		
Alarm Title	No Free Channels Available		
AlarmType	processingErrorAlarm		
Alarm Source	'GWAPP'		
Probable Cause	softwareError (46)		
Alarm Severity	Condition	<text>	Corrective Action
Major(default)	Percentage of busy channels exceeds the predefined RAI high threshold	Call resources alarm	Expand system capacity by adding more channels (trunks) -OR- Reduce traffic
Cleared	Percentage of busy channels falls below the predefined RAI low threshold	-	Note that to enable this alarm, the Remote Alarm Indication (RAI) mechanism must be activated (EnableRAI = 1).

4.2.9 Gatekeeper/Proxy not Found or Registration Failed

Proxy not Found or Registration Failed

Description	The alarm is sent in the following scenarios: <ul style="list-style-type: none"> ▪ Physical FXO port is up or down (Out-of-Service or OOS). The FXO line can be down due to, for example, port disconnected or insufficient current and voltage. (Syslog message event is ANALOG_IF_LINE_DISCONNECTED.) ▪ Physical BRI or PRI (E1/T1) port is up or down (OOS). ▪ Proxy is not found or registration fails. In such a case, the device's routing table may be used for routing instead of the Proxy. ▪ Connection to the Proxy is up or down. ▪ Failure in TDM-over-IP call - transparent E1/T1 without signalling. ▪ Connection to the Proxy Set associated with the trunk/line is up/down. ▪ Failure in server registration for the trunk/line. ▪ Failure in a Serving IP Group for the trunk. ▪ Failure in a Proxy Set. 		
SNMP Alarm	acBoardControllerFailureAlarm		
SNMP OID	1.3.6.1.4.1.5003.9.10.1.21.2.0.9		
Alarm Source	'GWAPP'		
Alarm Title	Proxy not Found or Registration Failed		
Alarm Type	processingErrorAlarm		
Probable Cause	softwareError (46)		
Alarm Severity	Condition	Text	Additional Information
Major(default)	FXO physical port is down	"BusyOut Line <i>n</i> Link failure" Where <i>n</i> represents the FXO port number (0 for the first port).	<ul style="list-style-type: none"> ▪ Verify that the FXO line is securely cabled to the device's FXO port.
	BRI or PRI physical port is down	"BusyOut Trunk <i>n</i> Link failure" Where <i>n</i> represents the BRI or PRI port number (0 for the first port).	Verify that the digital trunk is securely cabled to the device's digital port.
	Proxy has not been found or registration failure	"Proxy not found. Use internal routing" -OR- "Proxy lost. Looking for another Proxy"	<ul style="list-style-type: none"> ▪ Check the network layer ▪ Make sure that the proxy IP and port are configured correctly.
	Connection to Proxy is down	"BusyOut Trunk/Line <i>n</i> Connectivity Proxy failure"	-

	Connection to the Proxy Set associated with the trunk or line is down	"BusyOut Trunk/Line <i>n</i> Proxy Set Failure" Where <i>n</i> represents the BRI/ PRI trunk or FXO line.	-
	Failure in a Proxy Set	"Proxy Set ID <i>n</i> " Where <i>n</i> represents the Proxy Set ID.	-
	Failure in TDM-over-IP call	"BusyOut Trunk <i>n</i> TDM over IP failure (Active calls x Min y)" Where <i>n</i> represents the BRI/ PRI trunk.	-
	Failure in server registration for the trunk/line	"BusyOut Trunk/Line <i>n</i> Registration Failure" Where <i>n</i> represents the BRI/ PRI trunk or FXO line.	-
	Failure in a Serving IP Group for the trunk	"BusyOut Trunk <i>n</i> Serving IP Group Failure" Where <i>n</i> represents the BRI or PRI trunk ID.	-
Cleared	Proxy is found. The 'Cleared' message includes the IP address of this Proxy.	-	-

4.2.10 Ethernet Link Down Alarm

Ethernet Link Down Alarm

Description	This alarm indicates that the Ethernet link is down or remote Ethernet link is down and the board has no communication to any other host. <ul style="list-style-type: none"> • No link at all. • Link is up again. • Primary link is down only - 'Primary Link is lost. Switching to Secondary Link' 		
SNMP Alarm	acBoardEthernetLinkAlarm		
SNMP OID	1.3.6.1.4.1.5003.9.10.1.21.2.0.10		
Alarm Title	Ethernet Link Down Alarm		
Alarm Source	All except Mediant 3000: Board#<n>/EthernetLink#0 (where n is the slot number) Mediant 3000: Chassis#0/Module#<n>/EthernetLink#0 (where n is the blade's slot number) This trap relates to the Ethernet Link Module (the #0 numbering doesn't apply to the physical Ethernet link).		
Alarm Type	equipmentAlarm		
Probable Cause	underlyingResourceUnavailable (56)		
Alarm Severity	Condition	<text>	Corrective Action
Major	Fault on single interface	Ethernet link alarm: Redundant link is down	<ol style="list-style-type: none"> 1. Ensure that both Ethernet cables are plugged into the back of the system. 2. Observe the system's Ethernet link lights to determine which interface is failing. 3. Reconnect the cable or fix the network problem
Critical(default)	Fault on both interfaces	No Ethernet link	
Cleared	Both interfaces are operational	-	Note that the alarm behaves differently when coming from the redundant or the active modules of a High Availability (HA) system. The alarm from the redundant is raised when there is an operational HA configuration in the system. There is no critical severity for the redundant module losing both its Ethernet links as that is conveyed in the no HA alarm that follows such a case.

4.2.11 System Component Overloaded

System Component Overloaded

Description	This alarm is raised when there is an overload in one or more of the system's components.		
SNMP Alarm	acBoardOverloadAlarm		
SNMP OID	1.3.6.1.4.1.5003.9.10.1.21.2.0.11		
Severity	Major		
Alarm Type	processingErrorAlarm		
Alarm Source	'GWAPP'		
Probable Cause	softwareError (46)		
Alarm Severity	Condition	<text>	Corrective Action
Major(default)	An overload condition exists in one or more of the system components	"System CPU overload condition - IdleUtilization percentage=%d" Where %d is the percentage of available CPU resources remaining	<ol style="list-style-type: none"> 1. Make sure that the syslog level is 0 (or not high). 2. Make sure that DebugRecording is not running. 3. If the system is configured correctly, reduce traffic.
Cleared	The overload condition passed	"System CPU overload condition - IdleUtilization percentage=%"	-

4.2.12 Active Alarms Table Overflow

Active Alarms Table Overflow

Description	This alarm is raised when there are too many alarms to fit into the active alarm table. The status stays major until reboot as it denotes a possible loss of information until the next reboot. If an alarm was raised when the table was full, it is possible that the alarm is active, but does not appear in the active alarm table.
SNMP Alarm	acActiveAlarmTableOverflow
SNMP OID	1.3.6.1.4.1.5003.9.10.1.21.2.0.12
Alarm Title	[Event] Active Alarm Table Overflow
Alarm Type	Processing Error Alarm
Alarm Source	MG
Probable Cause	resourceAtOrNearingCapacity (43)
Severity	Major
Additional Info1,2,3	-
Corrective Action	Some alarm information may have been lost, but the ability of the device to perform its basic operations has not been impacted. A reboot is the only way to completely clear a problem with the active alarm table. Contact your first-level group.

4.2.13 Operational State Change

Operational State Change

Description	This alarm is raised if the operational state of the node is disabled. The alarm is cleared when the operational state of the node is enabled.		
SNMP Alarm	acOperationalStateChange		
SNMP OID	1.3.6.1.4.1.5003.9.10.1.21.2.0.15		
Alarm Title	Operational State Change		
Alarm Source			
Alarm Type	processingErrorAlarm		
Probable Cause	outOfService (71)		
Alarm Severity	Condition	<text>	Corrective Action
Major(default)	Operational state changed to disabled	Network element operational state change alarm. Operational state is disabled.	<ul style="list-style-type: none"> ▪ The alarm is cleared when the operational state of the node goes to enabled. ▪ In IP systems, check for initialization errors - in IP systems the operational state of the node is disabled if the device fails to properly initialize. ▪ Look for other alarms and Syslogs that might provide additional information about the error.
Cleared	Operational state changed to enabled	-	-

4.2.14 Keep Alive Trap

Keep Alive Trap

Description	Part of the NAT traversal mechanism. If the STUN application in the device detects a NAT, this trap is sent on a regular time laps - 9/10 of the acSysSTUNBindingLifeTime object. The AdditionalInfo1 varbind has the MAC address of the device.
SNMP Alarm	acKeepAlive
SNMP OID	1.3.6.1.4.1.5003.9.10.1.21.2.0.16
Alarm Title	[Event] Keep Alive Trap
Alarm Source	
Alarm Type	other (0)
Probable Cause	other (0)
Default Severity	Indeterminate
Event Text	Keep alive trap
Status Changes	
Condition	The STUN client is enabled and identified as a NAT device or doesn't locate the STUN server. The <i>ini</i> file contains the following line 'SendKeepAliveTrap=1'
Trap Status	Trap is sent
Note	Keep-alive is sent every 9/10 of the time defined in the parameter NatBindingDefaultTimeout.

4.2.15 NAT Traversal Alarm

NAT Traversal Alarm

Description	This alarm is sent when the NAT is placed in front of a device and is identified as a symmetric NAT. It is cleared when a non-symmetric NAT or no NAT replace the symmetric one.
SNMP Alarm	acNATTraversalAlarm
SNMP OID	1.3.6.1.4.1.5003.9.10.1.21.2.0.17
Alarm Title	NAT Traversal Alarm
Alarm Type	other (0)
Alarm Source	MG
Probable Cause	other (0)
Severity	Indeterminate
Additional Info1,2,3	-
Status Changes	The STUN client in the device is enabled and has either identified a NAT or is not finding the STUN server. Keep-alive is sent out every 9/10 of the time defined in the 'NatBindingDefaultTimeout' parameter.
Corrective Action	See http://tools.ietf.org/html/rfc5389

4.2.16 Threshold of Performance Monitored Object Exceeded

Threshold of Performance Monitored Object Exceeded

Description	Sent every time the threshold of a Performance Monitored object (counter or gauge) ('Minimum', 'Average', 'Maximum', 'Distribution below/above/between thresholds', and 'Low and high thresholds') is crossed. The severity field is 'Indeterminate' when the crossing is above the threshold and 'Cleared' when it goes back under the threshold. The 'Source' varbind in the trap indicates the object for which the threshold is being crossed.
SNMP Alarm	acPerformanceMonitoringThresholdCrossing
SNMP OID	1.3.6.1.4.1.5003.9.10.1.21.2.0.27
Alarm Title	Threshold of Performance Monitored Object Exceeded
Alarm Type	Other
Alarm Source	MO Path
Probable Cause	Other
Severity	Indeterminate (this is a notification; it's not automatically cleared)
Additional Info1,2,3	-
Corrective Action	-

4.2.17 HTTP Download Result

HTTP Download Result

Description	This is a log message (not alarm) indicating both successful and failed HTTP Download result.
SNMP Alarm	acHTTPDownloadResult
SNMP OID	1.3.6.1.4.1.5003.9.10.1.21.2.0.28
Alarm Title	[Event] HTTP Download Result
Alarm Source	
Alarm Type	processingErrorAlarm (3) for failures and other (0) for success
Probable Cause	Other
Severity	Indeterminate
Additional Info	There are other possible textual messages describing NFS failures or success, FTP failure or success.
Corrective Action	-

4.2.18 Fan Tray Alarm

This alarm applies to the Mediant 2600 and Mediant 4000 gateways.

Fan Tray Alarm

Description	This alarm is activated in one of the following cases: <ul style="list-style-type: none"> ▪ Fan-Tray is missing ▪ One or more fans in the fan-tray is faulty. ▪ Fan tray is in place and fans are functioning. 		
SNMP Alarm	acFanTrayAlarm		
SNMP OID	1.3.6.1.4.1.5003.9.10.1.21.2.0.29		
Alarm Title	Fan Tray Alarm		
Alarm Source	Chassis#0/FanTray#0		
Alarm Text	Fan-Tray Alarm <text>		
Alarm Type	equipmentAlarm		
Probable Cause	<ul style="list-style-type: none"> ▪ One or more fans on the Fan Tray module stopped working. ▪ One or more fans on the Fan Tray module works slower than expected (heatingVentCoolingSystemProblem) 		
Alarm Severity	Condition	<text>	Corrective Action
Critical	Fan-Tray is missing.	Fan-Tray is missing	<ol style="list-style-type: none"> 1. Check if the Fan Tray module is inserted in the chassis. 2. If the Fan Tray module was removed from the chassis, re-insert it. 3. If the Fan Tray module has

			<p>already been inserted in the chassis and the alarm is active, send a Return Merchandise Authorization (RMA) request to AudioCodes.</p> <p>Warning: When removing the Fan Tray module while the power is on (or after it has recently been switched off), the blades may still be rotating at high speeds. Therefore, to avoid bodily harm, make sure that you don't touch the fan blades.</p>
Major	When one or more fans in the Fan Tray are faulty.	Fan-Tray is faulty	Fan Tray module is faulty. Send a Return Merchandise Authorization (RMA) request to AudioCodes.
Cleared	Fan Tray module is in place and fans are working.	-	-

4.2.19 Power Supply Alarm

This alarm applies to the Mediant 2600 and Mediant 4000 gateways.

Power Supply Alarm

Description	This alarm is activated in one of the following cases: <ul style="list-style-type: none"> ▪ The HA (High Availability) feature is active and one of the power supply units is faulty or missing. ▪ PS unit is inserted in its location and functioning. 		
SNMP Alarm	acPowerSupplyAlarm		
SNMP OID	1.3.6.1.4.1.5003.9.10.1.21.2.0.30		
Alarm Title	Power Supply Alarm		
Alarm Source	Chassis#0/PowerSupply#<m>, where <i>m</i> is the power supply's slot number		
Alarm Type	equipmentAlarm		
Probable Cause	powerProblem		
Alarm Severity	Condition	<text>	Corrective Action
Major (default)	The HA (High Availability) feature is active (applicable only to Mediant 3000) and one of the power supply units is faulty or missing.	Power-Supply Alarm. Power-Supply is missing.	<ol style="list-style-type: none"> 1. Check if the unit is inserted in the chassis. 2. If it was removed from the chassis, re-insert it. 3. If it's inserted in the chassis and the alarm is active, send a Return Merchandise Authorization (RMA) request to AudioCodes.
Cleared	PS unit is placed and working.	-	-

4.2.20 HA System Fault Alarm

HA System Fault Alarm

Description	<p>This alarm originates when:</p> <ul style="list-style-type: none"> ▪ HA feature is active but the system is NOT working in HA mode. Reason is specified (for example: SW WD exception error, HW WD exception error, SAT device is missing, SAT device error, DSP error, BIT tests error, etc). ▪ HA feature is active and the redundant module is in start up mode but hasn't connected yet ▪ HA system is active 		
SNMP Alarm	acHASystemFaultAlarm		
SNMP OID	1.3.6.1.4.1.5003.9.10.1.21.2.0.33		
Alarm Title	HA System Fault Alarm		
Alarm Source	System#0/Module#<m>, where <i>m</i> is the blade module's slot number		
AlarmType	qualityOfServiceAlarm		
Probable Cause	outOfService		
Alarm Severity	Condition	<text>	Corrective Action
Critical (default)	HA feature is active but the system is not working in HA mode	Fatal exception error	High Availability (HA) was lost due to <i>switchover</i> and should return automatically after a few minutes. Corrective action is not required.
		TCPIP exception error	HA was lost due to <i>switchover</i> and should return automatically after a few minutes. Corrective action is not required.
		Network processor exception error (applicable only to Mediant 3000)	HA was lost due to <i>switchover</i> and should return automatically after a few minutes. Corrective action is not required.
		SW WD exception error	HA was lost due to <i>switchover</i> and should return automatically after a few minutes. Corrective action is not required.
		HW WD exception error	HA was lost due to <i>switchover</i> and should return automatically after a few minutes. Corrective action is not required.
		SAT device is missing (applicable only to Mediant 3000)	HA was lost due to <i>switchover</i> and should return automatically after a few minutes. Corrective action is not required.

	SAT device error (applicable only to Mediant 3000)	HA was lost due to <i>switchover</i> and should return automatically after a few minutes. Corrective action is not required.
	DSP error (applicable only to Mediant 3000 and Mediant 4000)	HA was lost due to <i>switchover</i> and should return automatically after a few minutes. Corrective action is not required.
	BIT tests error	HA was lost due to <i>switchover</i> and should return automatically after a few minutes. Corrective action is not required.
	PSTN stack error (applicable only to Mediant 3000)	HA was lost due to <i>switchover</i> and should return automatically after a few minutes. Corrective action is not required.
	Keep Alive error	HA was lost due to <i>switchover</i> and should return automatically after a few minutes. Corrective action is not required.
	Software upgrade	HA was lost due to <i>switchover</i> and should return automatically after a few minutes. Corrective action is not required.
	Manual switch over	HA was lost due to <i>switchover</i> and should return automatically after a few minutes. Corrective action is not required.
	Manual reset	HA was lost due to a <i>system reset</i> and should return automatically after few minutes. Corrective action is not required.
	Board removal (applicable only to Mediant 3000)	Return the removed board to the system.
	TER misplaced (applicable only to Mediant 3000)	Place the TER card according to the <i>User's Manual</i>
	HW fault. TER in slot 2 or 3 is missing (applicable only to Mediant 3000)	Place the TER card according to the <i>User's Manual</i>
	HW fault. TER has old version or is not functional (applicable only to Mediant 3000)	Replace the TER card.

		HW fault. invalid TER Type (applicable only to Mediant 3000)	Replace the TER card.
		HW fault. invalid TER active/redundant state (applicable only to Mediant 3000)	Replace the TER card.
		HW fault. Error reading GbE state (applicable only to Mediant 3000)	Replace the TER card.
		Redundant module is missing (applicable only to Mediant 3000)	<p>3. Insert the redundant module into the system.</p> <p>4. If the error continues, reset / replace the module.</p>
		Redundant is not connecting (applicable only to Mediant 3000)	Reset / replace the redundant module.
		Redundant is not reconnecting after deliberate restart	Reset / replace the redundant module.
		No Ethernet Link in redundant module	Connect Ethernet links to the redundant module
		SA module faulty or missing (applicable only to Mediant 3000)	Make sure the Shelf Alarm module is inserted correctly.
		Eth link error	HA was lost due to switchover, Connect the Eth link back.
		Higher HA priority (Not applicable to Mediant 3000)	HA was lost due to switchover to unit with higher HA priority and should return automatically after a few minutes. Corrective action is not required.
		Network watchdog error	HA was lost due to switchover, fix the network connectivity from failed unit.
Minor	HA feature is active and the redundant module is in startup mode and hasn't connected yet	Waiting for redundant to connect (applicable only to Mediant 3000)	Corrective action is not required.
Cleared	HA system is active	-	-

4.2.21 HA System Configuration Mismatch Alarm

HA System Configuration Mismatch Alarm

Description	HA feature is active. The active module was unable to transfer the License Key to the redundant module.		
SNMP Alarm	acHASystemConfigMismatchAlarm		
SNMP OID	1.3.6.1.4.1.5003.9.10.1.21.2.0.34		
Alarm Source	System#0/Module#<m>, where <i>m</i> is the blade module's slot number		
Alarm Type	processingErrorAlarm		
Probable Cause	configurationOrCustomizationError		
Alarm Severity	Condition	<text>	Corrective Action
Major (default)	HA feature is active:	Configuration mismatch in the system:	The actions for the conditions are described below.
	License Keys of Active and Redundant modules are different.	Active and Redundant modules have different feature keys.	Update the Feature Keys of the Active and Redundant modules.
	The Active module was unable to pass on to the Redundant module the License Key.	Fail to update the redundant with feature key.	Replace the Feature Key of the Redundant module – it may be invalid.
	License key of the Redundant module is invalid.	Feature key did not update in redundant module.	Replace the Feature Key of the Redundant module – it may be invalid.
Cleared	Successful License Key update	The feature key was successfully updated in the redundant module	-

4.2.22 HA System Switch Over Alarm

HA System Switch Over Alarm

Description	Sent when a switchover from the active to the redundant module has occurred.		
SNMP Alarm	acHASystemSwitchOverAlarm		
SNMP OID	1.3.6.1.4.1.5003.9.10.1.21.2.0.35		
Default Severity	Critical		
Alarm Source	System#0/Module#<m>, where <i>m</i> is the blade module's slot number		
Event Type	qualityOfServiceAlarm		
Probable Cause	outOfService		
Alarm Severity	Condition	<text>	Corrective Action
Critical (default)	A switchover from the active to the redundant unit has occurred	Switch-over: See the acHASystemFaultAlarm table above	See Section 4.2.21 above for details.
Cleared	10 seconds have passed since the switchover	-	-

4.2.23 Hitless Software Upgrade Alarm

This alarm is relevant for the Mediant 2600 HA, Mediant 4000 HA, Mediant SE SBC HA, and Mediant VE SBC HA devices.

acHitlessUpdateStatus

Description	A Notification trap that is sent out at the beginning and the end of a Hitless SW update. Failure during the process will also instigate the trap.		
SNMP Alarm	acHitlessUpdateStatus		
SNMP OID	1.3.6.1.4.1.5003.9.10.1.21.2.0.48		
Alarm Title	Hitless Update event		
Alarm Source	Automatic Update		
Alarm Type	Other		
Probable Cause	Other		
Alarm Severity	Condition	<text>	Corrective Action
Indeterminate	A notification trap sent at the <i>beginning</i> and <i>end</i> of a hitless software update. Failure <i>during</i> the software update also activates the trap.	Hitless Update Event	The corrective action for each condition is described below.
	Hitless: Start software upgrade.		Corrective action is not required.
	Hitless fail: Invalid cmp file file - missing Version parameter.		Replace the cmp file with a valid one.
	Hitless fail: The software version stream name is too long.		Replace the cmp file with a valid one.
	Hitless fail: Invalid cmp file - missing UPG parameter.		Replace the cmp file with a valid one.
	Hitless fail: Hitless software upgrade is not supported.		Replace the cmp file with a valid one that supports hitless upgrade of the software from the current version to the new one.
	Hitless: Software upgrade ended successfully.		Corrective action is not required.

4.2.24 IPv6

Description	This alarm indicates when an IPv6 address already exists or an IPv6 configuration failure has occurred. The description generated is "IP interface alarm. IPv6 Configuration failed, IPv6 will be disabled".		
SNMP Alarm	acIPv6ErrorAlarm		
SNMP OID	1.3.6.1.4.1.5003.9.10.1.21.2.0.53		
Alarm Title	IPv6		
Default Severity	Critical		
Alarm Source	System#0/Interfaces#<n>.		
Alarm Type	operationalViolation		
Probable Cause	communicationsProtocolError		
Additional Info	Status stays critical until reboot. A clear trap is not sent.		
Corrective Action	<ul style="list-style-type: none"> Find a new IPV6 address and reboot. 		
Alarm Severity	Condition	<text>	Corrective Action
Critical (default)	Bad IPv6 address (already exists)	IP interface alarm: IPv6 configuration failed, IPv6 will be disabled.	<ul style="list-style-type: none"> Find a new IPV6 address. Reboot the device.
Stays 'Critical' until reboot. A 'Clear' trap is not sent.	After the alarm is raised.	-	-

4.2.25 SAS Emergency Mode Alarm

This alarm applies to SIP Gateways.

GW SAS Emergency Mode Alarm

Description	This alarm is sent by the Stand-Alone Survivability (SAS) application when switching from "Normal" mode to "Emergency" mode. This alarm is cleared once the SAS returns to "Normal" mode.
SNMP Alarm	acGWSASEmergencyModeAlarm
SNMP OID	1.3.6.1.4.1.5003.9.10.1.21.2.0.59
Alarm Title	GW SAS Emergency Mode Alarm
Alarm Source	
Alarm Type	Other
Probable Cause	Other
Severity	
Additional Info	
Corrective Action	Check network communication with the Proxy

4.2.26 Software Upgrade Alarm

Software Upgrade Alarm

Description	This alarm is generated when the Software upgrade failure occurs.		
SNMP Alarm	acSWUpgradeAlarm		
SNMP OID	1.3.6.1.4.1.5003.9.10.1.21.2.0.70		
Alarm Title	Software Upgrade alarm		
Alarms Source	System#0		
Alarm Type	processingErrorAlarm		
Probable Cause	softwareProgramError		
Alarm Severity	Condition	<text>	Corrective Action
Major (default)	Raised upon software upgrade errors	SW upgrade error: Firmware burning failed. Startup system from Bootp/tftp.	Start up the system from BootP/TFTP.

4.2.27 NTP Server Status Alarm

NTP Server Status Alarm

Description	This alarm is raised when the connection to the NTP server is lost. It is cleared when the connection is reestablished. Unset time (as a result of no connection to NTP server) may result in functionality degradation and failure in device.		
SNMP Alarm	acNTPServerStatusAlarm		
SNMP OID	1.3.6.1.4.1.5003.9.10.1.21.2.0.71		
Alarm Title	NTP Server Status Alarm		
Alarm Source			
Alarm Type	communicationsAlarm		
Probable Cause	communicationsSubsystemFailure		
Alarm Severity	Condition	<text>	Corrective Action
Major(default)	No initial communication to Network Time Protocol (NTP) server.	NTP server alarm. No connection to NTP server.	Repair NTP communication (the NTP server is down or its IP address is configured incorrectly in the device).
Minor	No communication to NTP server after the time was already set once.	-	-

4.2.28 LDAP Lost Connection

LDAP Lost Connection

Description	This alarm is raised when there is no connection to the LDAP server.
SNMP Alarm	acLDAPLostConnection
SNMP OID	1.3.6.1.4.1.5003.9.10.1.21.2.0.75
Alarm Title	LDAP Lost Connection
Alarm Source	
Alarm Type	communicationsAlarm
Probable Cause	communicationsSubsystemFailure If a connection is idle for more than the maximum configured time in seconds that the client can be idle before the LDAP server closes the connection, the LDAP server returns an LDAP disconnect notification and this alarm is raised.
Severity	Minor / Clear
Additional Info	
Corrective Action	

4.2.29 SSH Connection Status [Event]

[Event] SSH Connection Status

Description	This trap indicates the result of a recent SSH connection attempt.
SNMP Alarm	acSSHConnectionStatus
SNMP OID	1.3.6.1.4.1.5003.9.10.1.21.2.0.77
Alarm Title	[Event] SSH Connection Status
Alarm Source	
Alarm Type	environmentalAlarm
Probable Cause	unauthorizedAccessAttempt/other
Severity	indeterminate
Additional Info	
Corrective Action	

4.2.30 OCSP Server Status Alarm

OCSP Server Status Alarm

Description	This alarm is raised when the OCSP connection is not available.
SNMP Alarm	acOCSPServerStatusAlarm
SNMP OID	1.3.6.1.4.1.5003.9.10.1.21.2.0.78
Alarm Title	OCSP server alarm.
Alarm Source	
Alarm Type	communicationsAlarm
Probable Cause	communicationsSubsystemFailure
Severity	Major / Clear
Additional Information	
Corrective Action	

4.2.31 Media Process Overload Alarm

Media Process Overload Alarm

Description	This alarm is raised when the media process overloads and is cleared when the load returns to normal.
SNMP Alarm	acMediaProcessOverloadAlarm
SNMP OID	1.3.6.1.4.1.5003.9.10.1.21.2.0.81
Alarm Title	Media Process Overload Alarm
Alarm Source	Board#x or System#x
Alarm Type	processingErrorAlarm
Probable Cause	resourceAtOrNearingCapacity
Severity	Major / Clear
Additional Info	
Corrective Action	

4.2.32 Ethernet Group Alarm

Ethernet Group Alarm

Description	This alarm is raised when the in an Ethernet port-pair group (1+1) has no Ethernet port with its link up and is cleared when at least one port has established a link.
SNMP Alarm	acEthernetGroupAlarm
SNMP OID	1.3.6.1.4.1.5003.9.10.1.21.2.0.86
Alarm Title	Ethernet Group alarm.
Alarm Source	Board#%d/EthernetGroup#%d
Alarm Type	equipmentAlarm
Probable Cause	underlyingResourceUnavailable
Severity	major
Additional Info	
Corrective Action	

4.2.33 Media Realm BW Threshold Alarm

Media Realm BW Threshold Alarm

Description	This alarm is raised when a BW threshold is crossed and is cleared when the BW threshold returns to normal range.
SNMP Alarm	acMediaRealmBWThresholdAlarm
SNMP OID	1.3.6.1.4.1.5003.9.10.1.21.2.0.87
Alarm Title	Media Realm BW Threshold Alarm.
Alarm Source	Board#%d/MediaRealm#%d
Alarm Type	processingErrorAlarm
Probable Cause	resourceAtOrNearingCapacity
Severity	major
Additional Info	
Corrective Action	

4.2.34 Certificate Expiry Notification

Certificate Expiry Notification

Description		This alarm is sent before the expiration of the installed credentials, which cannot be renewed automatically (the credentials should be updated manually).	
SNMP Alarm		acCertificateExpiryNotification	
SNMP OID		1.3.6.1.4.1.5003.9.10.1.21.2.0.92	
Alarm Title		Certificate Expiry Notification	
Alarm Source		tls#<num>	
Alarm Text		Device's TLS certificate of security context #%d will expire in %d days	
Alarm Type		environmentalAlarm	
Probable Cause		The certificate key expired (keyExpired)	
Alarm Severity	Condition	<text>	Corrective Action
Intermediate	The certificate key is about to expire.	Either: <ul style="list-style-type: none"> ▪ The device certificate has expired %d days ago ▪ The device certificate will expire in %d days ▪ The device certificate will expire in less than 1 day %d – number of days %d – TLS Context to which certificate belongs	Load a new certificate to the device before the expiration of the installed certificate (which cannot be renewed automatically). To replace certificates, refer to the <i>User's Manual</i> .

4.2.35 Web User Access Disabled

WEB User Access Disabled

Description	This alarm is sent when the Web user has been disabled due to inactivity.
SNMP Alarm	acWEBUserAccessDisabled
SNMP OID	1.3.6.1.4.1.5003.9.10.1.21.2.0.93
Alarm Title	
Alarm Source	
Alarm Type	other
Probable Cause	The Web user was disabled due to inactivity (denialOfService).
Severity	indeterminate
Additional Info	
Corrective Action	<p>Contact your Web security administrator. Only the Web security administrator can unblock a user whose access to the Web interface was denied (for example, because the user made 3 unsuccessful attempts at access).</p> <p>The Web security administrator must:</p> <ul style="list-style-type: none"> ▪ In the Web interface, access the Accounts page (Configuration > System > Management > Web User Accounts). ▪ Identify in the list of users table that user whose access has been denied. <p>Change the status of that user from Blocked to Valid or New.</p>

4.2.36 Proxy Connection Lost

Proxy Connection Lost

Description	This alarm is sent when all connections in a specific Proxy Set are down. The trap is cleared when one of the Proxy Set connections is up.		
SNMP Alarm	acProxyConnectionLost		
SNMP OID	1.3.6.1.4.1.5003.9.10.1.21.2.0.94		
Alarm Title	Proxy Connection Lost		
Alarm Source	System#0		
Alarm Text	Proxy Set Alarm <text>		
Alarm Type	communicationsAlarm		
Probable Cause	<ul style="list-style-type: none"> • Network issue (connection fail due to network/routing failure). • Proxy issue (proxy is down). • AudioCodes device issue. 		
Alarm Severity	Condition	<text>	Corrective Action
Major	When connection to the Proxy Set is lost and this Proxy Set is configured with fallback to routing table.	Proxy Set %d: Proxy not found. Use internal routing	<ol style="list-style-type: none"> 1. Ping the proxy server. If there is no ping, contact your proxy provider. The probable reason is the proxy is down. 2. Ping between the proxy and AudioCodes device. If there is no ping, the problem could be a network/router issue. 3. If you have more than one device connected to this same proxy, check if there are more AudioCodes devices with the same Alarm. If this is the case, this could confirm that this is not AudioCodes device issue. 4. Check that routing using the device's (internal) routing table is functioning correctly. 5. Contact AudioCodes support center (support@audiocodes.com) and send a syslog and network capture for this issue.

Major	When Proxy Set includes more than one proxy IP with redundancy and connection to one of them is lost.	Proxy Set %d: Proxy lost. looking for another proxy	<ol style="list-style-type: none"> 1. Ping the proxy server. If there is no ping, contact your proxy provider. The probable reason is the proxy is down. 2. Ping between the proxy and AudioCodes device. If there is no ping, the problem could be a network/router issue. 3. If you have more than one device connected to this same proxy, check if there are more AudioCodes devices with the same Alarm. If this is the case, this could confirm that this is not AudioCodes device issue. 4. Check if routing via the redundant proxy is operating correctly. If it is, then this could mean that it's not a network issue. 5. Contact AudioCodes support center (support@audiocodes.com) and send a syslog and network capture for this issue.
Cleared	When connection to proxy is available again	Proxy found. ip:<IP address>:<port #> Proxy Set ID %d	-

4.2.37 Redundant Board Alarm

Redundant Board Alarm

Description	Active board sends notification when an alarm or notification is raised in the redundant board.
SNMP Alarm	acRedundantBoardAlarm
SNMP OID	1.3.6.1.4.1.5003.9.10.1.21.2.0.97
Alarm Title	Redundant Board Alarm
Alarm Source	
Alarm Type	Notification
Probable Cause	
Severity	
Additional Info	
Corrective Action	

4.2.38 HA Network Watchdog Status Alarm

HA Network Watchdog Status Alarm

Description	<p>This alarm indicates that the device's HA Network Reachability (network watchdog) feature is configured, but is not functioning correctly due to, for example, the Ethernet Group being down from where the ping is sent to the network entity.</p> <p>The device's HA Network Reachability feature is used to configure a network IP address to test reachability using pings. When the tested peer stops replying to the Active unit, a switchover is made to the Redundant unit. For configuring the HA Network Reachability feature, refer to the <i>User's Manual</i>.</p>	
SNMP Alarm	acHANetworkWatchdogStatusAlarm	
SNMP OID	1.3.6.1.4.1.5003.9.10.1.21.2.0.98	
Alarm Title	HA Network Watchdog Status Alarm	
Alarm Source	System#0/Module#<m>, where <i>m</i> is the blade module's slot number	
Alarm Type	alarmTrap	
Probable Cause	outOfService	
Default Severity	Major	
Trap Text	Condition	Corrective Action
Failed sending ping	Some network configuration error	-
Network watchdog is disabled while HA priority is in use	When HA Priority is in use, the network watchdog module is disabled	-
Network watchdog is disabled while Redundant units has less Eth groups available	One or more of the Redundant unit's Ethernet Groups are down	-
Disabling network watchdog due to network interface error in Redundant unit	One or more of the Redundant unit's Ethernet Groups are down	-

4.2.39 IDS Policy Alarm

IDS Policy Alarm

Description	The alarm is raised whenever a threshold is crossed in the IDS system. The alarm is associated with the MO pair IDSMatch & IDSRule.
SNMP Alarm	acIDSPolicyAlarm
SNMP OID	1.3.6.1.4.1.5003.9.10.1.21.2.0.99
Alarm Title	IDS Policy Alarm
Default Severity	
Alarm Type	Other
Probable Cause	
Alarm Text	Policy NUM (NAME) minor/major/critical threshold (NUM) of REASON cross in global/ip/ip+port scope (triggered by IP)
Status Changes	
Corrective Action	<ol style="list-style-type: none"> 1. Identify additional traps (acIDSThresholdCrossNotification) that were sent alongside this Intrusion Detection System (IDS) alarm. 2. Locate the remote hosts (IP addresses) that are specified in the traps. 3. Examine the behavior of those hosts (with regard to the reason specified in the alarm), and attempt to fix incorrect operation. 4. If necessary, change the configured thresholds in the IDS Rule table under the IDS Policy table.

4.2.40 IDS Threshold Cross Notification

IDS Threshold Cross Notification

Description	This notification is sent for each scope (IP or IP+Port) crossing a threshold of an active alarm.
SNMP Alarm	acIDSThresholdCrossNotification
SNMP OID	1.3.6.1.4.1.5003.9.10.1.21.2.0.100
Default Severity	
AlarmType	Other
Probable Cause	
Alarm Text	Threshold cross for scope value IP. Severity=minor/major/critical. Current value=NUM
Status Changes	
Corrective Action	<ol style="list-style-type: none"> 1. Identify the remote host (IP address / port) on the network which the Intrusion Detection System (IDS) has indicated is malicious. Note that the IDS determines a host to be malicious if it has reached or exceeded a user-defined threshold of malicious attacks (counter). 2. Block the malicious activity.

4.2.41 IDS Blacklist Notification

IDS Blacklist Notification

Description	This alarm notifies when an IP address has been added or removed from a blacklist.
SNMP Alarm	acIDSBlacklistNotification
SNMP OID	1.3.6.1.4.1.5003.9.10.1.21.2.0.101
Default Severity	
Alarm Type	securityServiceOrMechanismViolation
Probable Cause	thresholdCrossed
Alarm Text	Added IP * to blacklist Removed IP * from blacklist
Status Changes	
Corrective Action	Identify the malicious remote host (IP address / port) that the Intrusion Detection System (IDS) has automatically blacklisted or removed from the blacklist. Note that a host is determined to be malicious if it has reached or exceeded a user-defined threshold of malicious attacks (counter). The malicious source is automatically blacklisted for a user-defined period, after which it is removed from the blacklist.

4.2.42 Proxy Connectivity

Proxy Connectivity

Description	Sent when a connection to a specific proxy in a specific Proxy Set is down. The trap is cleared when the proxy connections is up.		
SNMP Alarm	acProxyConnectivity		
SNMP OID	1.3.6.1.4.1.5003.9.10.1.21.2.0.102		
Alarm Source	System#0		
Alarm Text	Proxy Set Alarm <text>		
Alarm Type	communicationsAlarm		
Probable Cause	<ul style="list-style-type: none"> ▪ Network issue (connection fail due to network/routing failure). ▪ Proxy issue (proxy is down). ▪ AudioCodes device issue. 		
Alarm Severity	Condition	<text>	Corrective Action
Indeterminate	When connection to the proxy server is lost.	Proxy Server <IP address>:<port> is now OUT OF SERVICE	<ol style="list-style-type: none"> 1. Ping the proxy server. If there is no ping, contact your proxy provider. The probable reason is the proxy is down. 2. Ping between the proxy and AudioCodes device. If there is no ping, the problem could be a network/router issue. 3. If you have more than one device connected to this same proxy, check if there are more AudioCodes devices with the same trap event. If this is the case, this could confirm that this is not AudioCodes device issue. 4. Contact AudioCodes support center (support@audiocodes.com) and send a syslog and network capture for this issue.
Cleared	When connection to the proxy is available again	Proxy Server <IP address>:<port> is now IN SERVICE	-

This page is intentionally left blank

OAMP Guide

